



Kingsbury

# Suburb Report



Your connection to property insights



JellisCraig

KINGSBURY SUBURB REPORT

Median house price<sup>1</sup>

Median

\$869k

Quarterly price change

1.93% ↑

Median unit price<sup>1</sup>

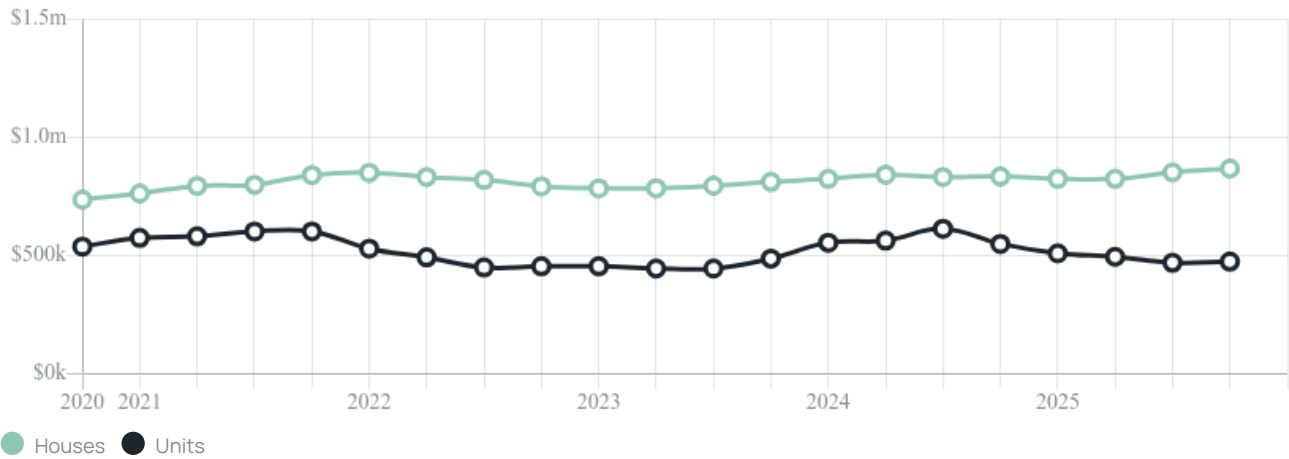
Median

\$475k

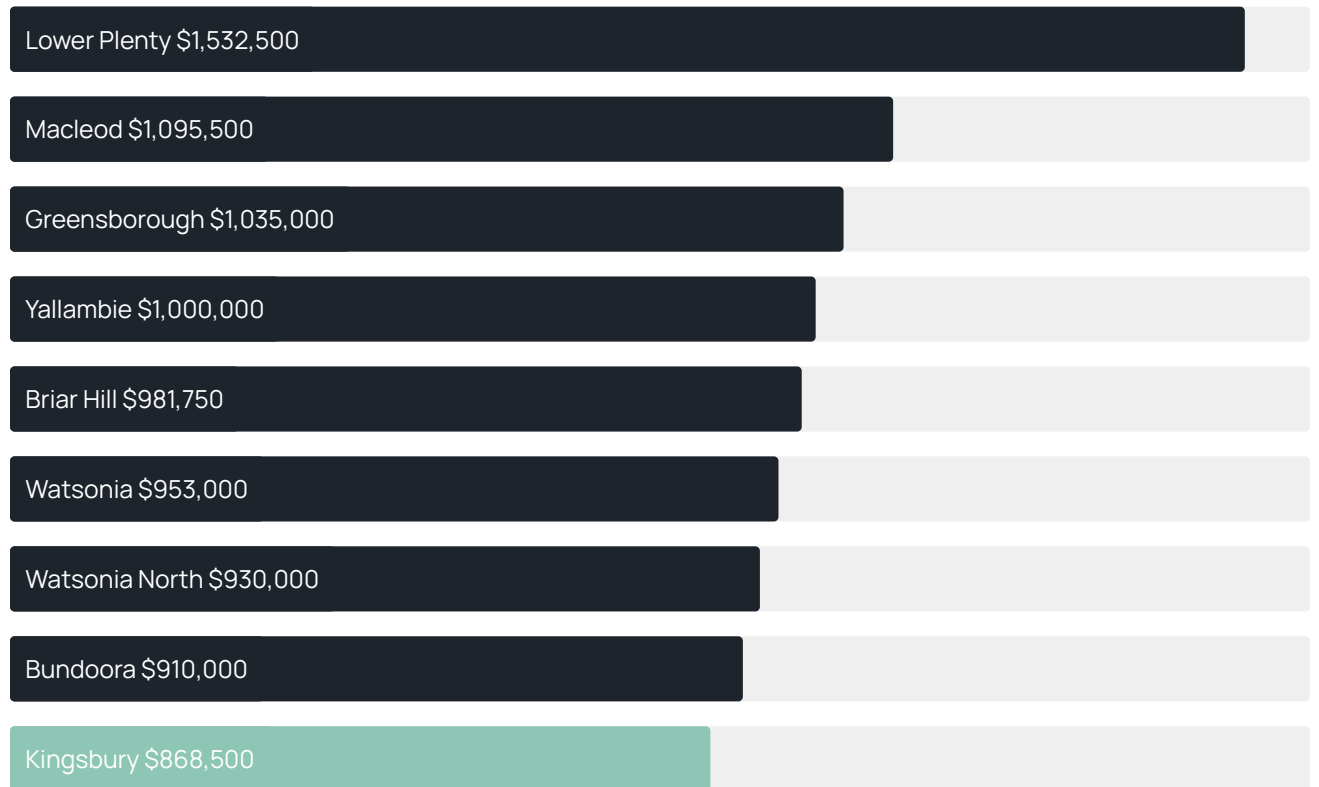
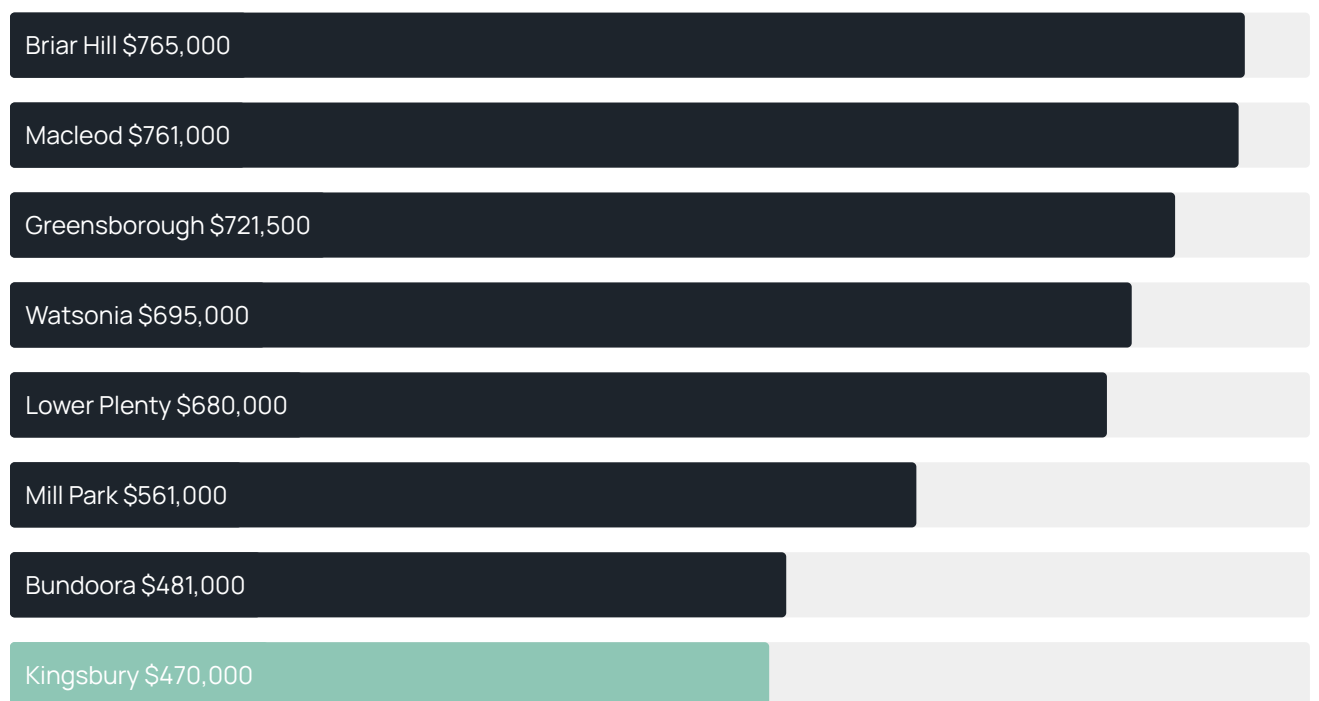
Quarterly price change

1.06% ↑

Quarterly price change<sup>1</sup>



## KINGSBURY SUBURB REPORT

Median house price<sup>1</sup>Median unit price<sup>1</sup>

Sale method<sup>2</sup>

● Auction 75%  
● Private 25%

Auction clearance rate<sup>3</sup>

---

**83.33%**Median days on market<sup>3</sup>

---

**25 days**Jellis Craig average inspection attendance per listing<sup>4</sup>

---

**25 groups**Average hold period<sup>1</sup>

---

**6.8 years**Dwelling type<sup>5</sup>

● Houses 66% ● Units 34%

Ownership<sup>5</sup>

● Owned outright 35% ● Mortgaged 26% ● Rented 39%

Population<sup>5</sup>

---

**3,460**Median asking rent<sup>1</sup>

---

**\$550 per week**Population growth<sup>5</sup>

---

**-8.47%**Rental yield<sup>1</sup>

---

**3.44%**Median age<sup>5</sup>

---

**34 years**Median household size<sup>5</sup>











---

**2.4 people**

## KINGSBURY SUBURB REPORT











## Recent Kingsbury sales

Discover a snapshot of the most recent results for this suburb, to view the full 12 months of sales history, please go to [jellisicraig.com.au/suburb-reports](https://jellisicraig.com.au/suburb-reports)











Address	Bedrooms	Type	Price	Sold
 3/17 Cash St Kingsbury	2	Townhouse	\$685,000	20 Jan 2026
 3/28 Cash St Kingsbury	2	Unit	\$675,000	20 Dec 2025
 88b Scott Gr Kingsbury	4	House	\$1,130,000	16 Dec 2025
 28 Bunker Av Kingsbury	3	House	\$920,000	15 Dec 2025
 3/7 Curtain St Kingsbury	1	Unit	\$350,000	12 Dec 2025
 6 Ellerslie St Kingsbury	3	House	\$892,000	06 Dec 2025
 18 Scott Gr Kingsbury	5	House	\$920,000	22 Nov 2025
 37 Scott Gr KINGSBURY	3	House	\$950,000	20 Nov 2025
 2/8 Garden Cl Kingsbury	3	House	\$908,000	15 Nov 2025
 2 Campbell St Kingsbury	3	House	\$896,000	13 Nov 2025



## KINGSBURY SUBURB REPORT

Address	Bedrooms	Type	Price	Sold
 7 Golf Av Kingsbury	3	House	\$861,500	08 Nov 2025
 14 Parkhaven Av Kingsbury	3	House	\$1,025,000	08 Nov 2025
 19 Scott Gr Kingsbury	4	House	\$965,000	08 Nov 2025
 45 Flag St Kingsbury	3	House	\$790,000	04 Nov 2025
 60 Green Av Kingsbury	3	House	\$950,000	01 Nov 2025
 14/1031 Plenty Rd Kingsbury	2	Apartment	\$377,000	31 Oct 2025
 94 Scott Gr Kingsbury	2	House	\$600,000	27 Oct 2025
 6/979-985 Plenty Rd KINGSBURY	3	Townhouse	\$725,000	20 Oct 2025
 1/1001 Plenty Rd Kingsbury	2	Apartment	\$395,000	20 Oct 2025
 1/14 Highland St Kingsbury	2	Unit	\$485,000	10 Oct 2025

## KINGSBURY SUBURB REPORT

Address	Bedrooms	Type	Price	Sold
 26 Scott Gr Kingsbury	3	House	\$785,000	04 Oct 2025
 2/37 Clunes St KINGSBURY	3	Villa	\$777,000	04 Oct 2025
 32 Club Av Kingsbury	3	House	\$865,000	04 Oct 2025
 205/1053 Plenty Rd Kingsbury	1	Strata Unit/Flat	\$188,000	03 Oct 2025
 47 Flag St Kingsbury	3	House	\$705,000	24 Sep 2025
 13/1031 Plenty Rd Kingsbury	2	Apartment	\$376,250	16 Sep 2025
 149 Dunne St KINGSBURY	3	House	\$852,000	06 Sep 2025
 1/6 Bradshaw St Kingsbury	2	Flat/Unit/Apartment	\$486,000	06 Sep 2025
 8A Burns Gr Kingsbury	4	House	\$1,005,000	30 Aug 2025
 4/1003 Plenty Rd Kingsbury	2	Townhouse (Conjoined)	\$505,000	24 Aug 2025



**Jellis Craig Greensborough**  
Shop 3, Ground Floor, 68 Main Street, Greensborough  
03 9432 1444

Jellis Craig acknowledges and pays our respects to the Bunurong People, the Wadawurrung People, the Dja Dja Wurrung People and the Wurundjeri People as the Traditional Owners and original custodians of the lands on which Jellis Craig operates.

---

Data is current as of PDF generation date 01/02/2026

- 1 Property Data Online, updated quarterly for the past 12 months
- 2 Property Data Online, updated daily for the past 12 months
- 3 Property Data Online, updated daily for the past quarter
- 4 Jellis Craig's average inspection attendance per listing (houses) over the last 12 months, updated daily
- 5 2021 Australian Census
- 6 Property Data Online, updated daily

This publication contains data, analytics, statistics and other information supplied by PROPERTYDATAONLINE PTY LTD (PropertyData). The data provided in this publication is of a general nature and should not be construed as specific advice or relied upon in lieu of appropriate professional advice.

PropertyData relies upon data supplied by third parties and while the data is checked and reviewed, PropertyData does not warrant the accuracy or completeness of the information to the full extent permitted by the law and excludes all loss or damage howsoever arising (including through negligence) in connection with the data supplied by PropertyData. The State of Victoria owns the copyright in the Property Sales Data and reproduction of that data in any way without the consent of the State of Victoria will constitute a breach of the Copyright Act 1968 (cth). The State of Victoria does not warrant the accuracy or completeness of the Property Sales Data and any person using or relying upon such information does so on the basis that the State of Victoria accepts no responsibility or liability whatsoever for any errors, faults, defects or omissions in the information supplied.