

JellisCraig

KYNETON

Suburb Report

Know your neighbourhood.



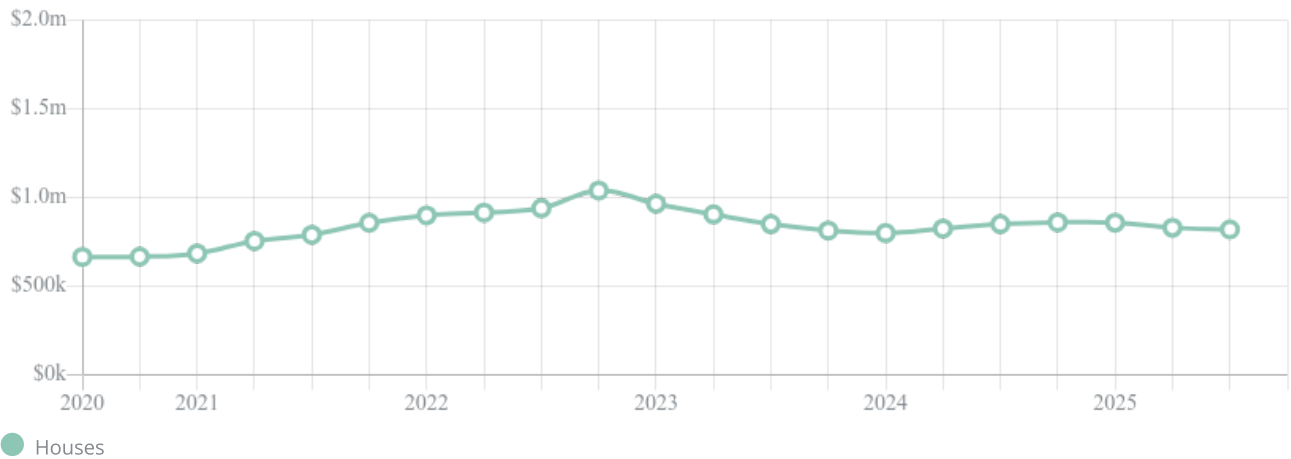
KYNETON SUBURB REPORT

Median House Price*

Median
\$820k

Quarterly Price Change
-1.20%↓

Quarterly Price Change*



Median House Sale Price*



KYNETON SUBURB REPORT

Sale Method*



● Auction 5%

● Private 95%

Auction Clearance Rate*

100%

Median Days on Market^

71 days

Average Hold Period*

6.2 years

Dwelling Type^



● Houses 89%

● Units 11%

Ownership^



● Owned Outright 44%

● Mortgaged 39%

● Rented 16%

Population^

7,513

Median Asking Rent per week*

\$590

Population Growth^

8.09%

Rental Yield*

3.39%

Median Age^











47 years

Median Household Size^











2.4 people

KYNETON SUBURB REPORT











Discover a snapshot of the most recent results for this suburb, to view the full 12 months of sales history, please go to jellisraig.com.au/suburbinsights

Address	Bedrooms	Type	Price	Sold
 2/39 Lauriston St Kyneton	2	House	\$490,000	20 Nov 2025
 12 Blair Dr Kyneton	2	House	\$650,000	17 Nov 2025
 10 Orr St Kyneton	3	House	\$825,000	14 Nov 2025
 40 Mollison St Kyneton	3	House	\$1,050,000	13 Nov 2025
 46 Mitchell St Kyneton	2	House	\$710,000	13 Nov 2025
 9 James Ct Kyneton	3	House	\$700,000	12 Nov 2025
 6 Kyneton Springhill Rd Kyneton	3	House	\$1,175,000	12 Nov 2025
 18 Victoria St Kyneton	3	House	\$660,000	12 Nov 2025
 12 Sanctuary Dr Kyneton	4	House	\$1,000,000	11 Nov 2025
 97 Pipers Creek Rd Kyneton	4	House	\$1,290,000	05 Nov 2025

KYNETON SUBURB REPORT

Address	Bedrooms	Type	Price	Sold
 2/103 Piper St Kyneton	3	House	\$790,000	03 Nov 2025
 3/64 Ebden St Kyneton	2	Strata Unit/Flat	\$950,000	03 Nov 2025
 68 Warren St Kyneton	4	House	\$975,000	31 Oct 2025
 59 Powlett St Kyneton	4	House	\$872,000	23 Oct 2025
 7 Oak Ridge Ct Kyneton	4	House	\$840,000	21 Oct 2025
 3/1 Pohlman St Kyneton	3	House	\$527,000	18 Oct 2025
 7 Farrier Dr Kyneton	4	House	\$930,000	17 Oct 2025
 4 Oak Ridge Ct Kyneton	3	House	\$900,000	17 Oct 2025
 73 Caroline Chisholm Dr Kyneton	3	House	\$860,000	06 Oct 2025
 63 Beauchamp St Kyneton	4	House	\$1,400,000	27 Sep 2025

KYNETON SUBURB REPORT

Address	Bedrooms	Type	Price	Sold
 60 Warren St Kyneton	4	House	\$89,286	24 Sep 2025
 13 Amber Rise Kyneton	4	House	\$790,000	22 Sep 2025
 7 Armstrong Ct Kyneton	4	House	\$840,000	19 Sep 2025
 23 Castles Cr Kyneton	3	House	\$650,000	15 Sep 2025
 24 Wheatley St Kyneton	3	House	\$790,000	12 Sep 2025
 119 Rosa Ct Kyneton	4	House	\$1,666,500	10 Sep 2025
 9 Kelly Cl Kyneton	4	House	\$750,000	02 Sep 2025
 8 Tinsmith Dr Kyneton	4	House	\$950,000	29 Aug 2025
 103 Beauchamp St KYNETON	3	House	\$800,000	28 Aug 2025
 79 Rosa Ct Kyneton	4	House	\$1,780,000	28 Aug 2025



Woodend Office
91 High Street, Woodend
03 5427 2800

jellisraig.com.au

Data is current as of PDF generation date 01/12/2025

* Updated Quarterly for the past 12 months

^ Updated daily for the past quarter

~ Updated daily: 33 recent results.

This publication contains data, analytics, statistics and other information supplied by PROPERTYDATAONLINE PTY LTD (PropertyData). The data provided in this publication is of a general nature and should not be construed as specific advice or relied upon in lieu of appropriate professional advice.

PropertyData relies upon data supplied by third parties and while the data is checked and reviewed, PropertyData does not warrant the accuracy or completeness of the information to the full extent permitted by the law and excludes all loss or damage howsoever arising (including through negligence) in connection with the data supplied by PropertyData. The State of Victoria owns the copyright in the Property Sales Data and reproduction of that data in any way without the consent of the State of Victoria will constitute a breach of the Copyright Act 1968 (cth). The State of Victoria does not warrant the accuracy or completeness of the Property Sales Data and any person using or relying upon such information does so on the basis that the State of Victoria accepts no responsibility or liability whatsoever for any errors, faults, defects or omissions in the information supplied.