



Kyneton

# Suburb Report



Your connection to property insights



**JellisCraig**

KYNETON SUBURB REPORT

Median house price<sup>1</sup>

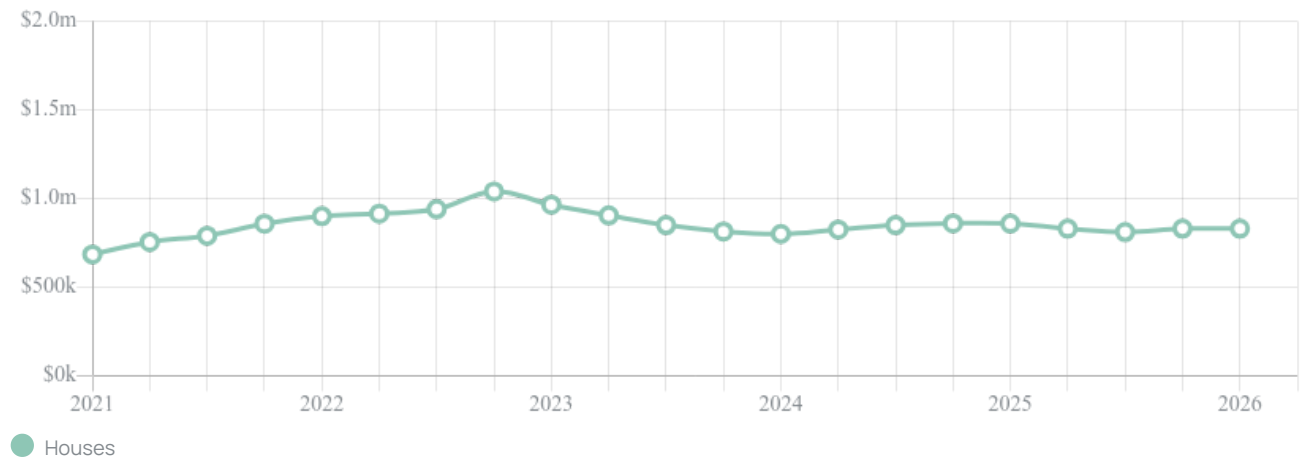
Median

\$830k

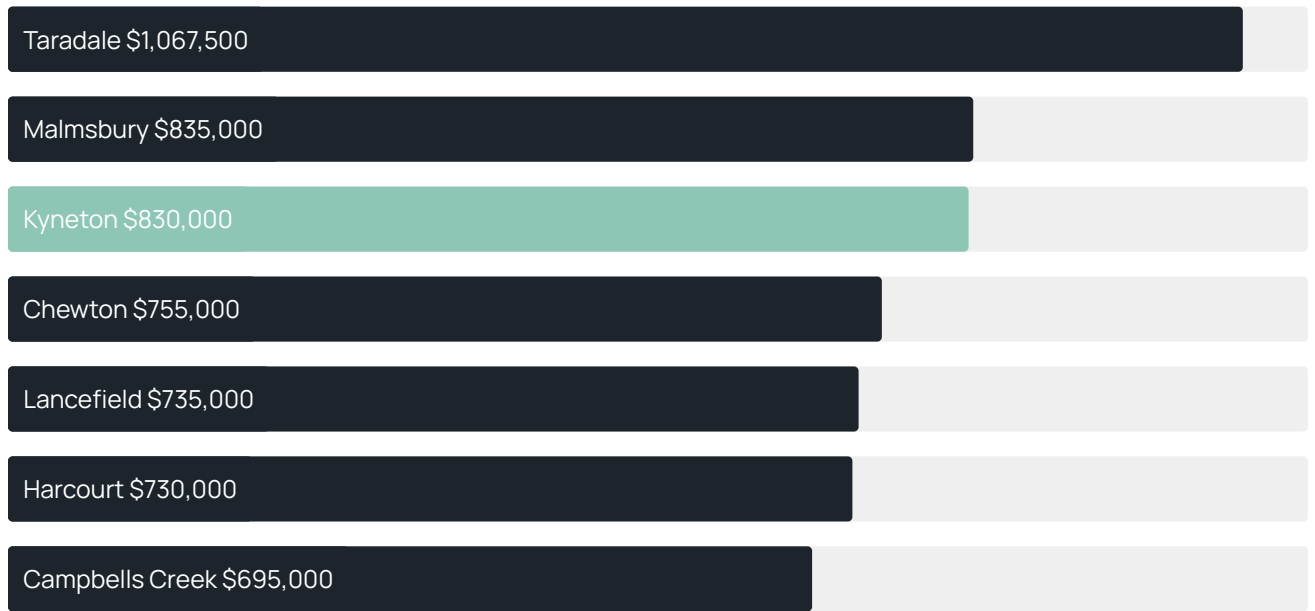
Quarterly price change

0.00% ↓

Quarterly price change<sup>1</sup>



### Median house price<sup>1</sup>



Sale method<sup>2</sup>



● Auction 11%  
● Private 89%

Auction clearance rate<sup>3</sup>

100%

Median days on market<sup>3</sup>

92 days

Jellis Craig average inspection attendance per listing<sup>4</sup>

92 groups

Average hold period<sup>1</sup>

6.2 years

Dwelling type<sup>5</sup>



● Houses 89% ● Units 11%

Ownership<sup>5</sup>



● Owned outright 44% ● Mortgaged 39% ● Rented 16%

Population<sup>5</sup>

7,513

Median asking rent<sup>1</sup>

\$575 per week

Population growth<sup>5</sup>

8.09%

Rental yield<sup>1</sup>

3.39%

Median age<sup>5</sup>

47 years











Median household size<sup>5</sup>

2.4 people











KYNETON SUBURB REPORT

## Recent Kyneton sales











Discover a snapshot of the most recent results for this suburb, to view the full 12 months of sales history, please go to [jellisraig.com.au/suburb-reports](http://jellisraig.com.au/suburb-reports)

Address	Bedrooms	Type	Price	Sold
 37 Yaldwyn St. W Kyneton	3	House	\$635,000	21 May 2026
 29 Baynton St Kyneton	4	House	\$925,000	15 May 2026
 73 Beauchamp St Kyneton	3	House	\$857,500	15 May 2026
 22 Collins Pde Kyneton	3	House	\$810,000	06 May 2026
 2/12 Victoria St Kyneton	2	House	\$465,000	02 May 2026
 49 Hutton St KYNETON	2	House	\$1,035,000	02 May 2026
 193 Mollison St Kyneton	4	House	\$1,250,000	29 Apr 2026
 58 Jennings St Kyneton	4	House	\$775,000	28 Apr 2026
 7/5 Hall Ct Kyneton	4	House	\$685,000	19 Apr 2026
 56 Barton St Kyneton	3	House	\$730,000	16 Apr 2026

## KYNETON SUBURB REPORT

Address	Bedrooms	Type	Price	Sold
 4 Hutton St Kyneton	3	House	\$1,100,000	11 Apr 2026
 6/2 Leete St Kyneton	2	House	\$510,000	03 Apr 2026
 41 Patterson Dr Kyneton	4	House	\$880,000	01 Apr 2026
 518 Edgecombe Rd KYNETON	5	House	\$1,310,000	30 Mar 2026
 97 Bald Hill Rd Kyneton	5	House	\$1,350,000	24 Mar 2026
 3/39 Lauriston St Kyneton	2	Flat/Unit/Apartment	\$475,000	24 Mar 2026
 89a Mitchell St Kyneton	4	House	\$760,000	20 Mar 2026
 33 Bowen St Kyneton	3	House	\$841,500	18 Mar 2026
 94 Verekers La Kyneton	4	House	\$1,020,000	17 Mar 2026
 1/80 Beauchamp St Kyneton	2	Unit	\$395,000	14 Mar 2026

## KYNETON SUBURB REPORT

Address	Bedrooms	Type	Price	Sold
 4/134 High St Kyneton	3	Flat/Unit/Apartment	\$800,000	13 Mar 2026
 80 Ebdon St Kyneton	3	House	\$800,000	11 Mar 2026
 3 Begg St Kyneton	4	House	\$1,090,000	10 Mar 2026
 1/12 Sturt St Kyneton	3	Flat/Unit/Apartment	\$720,000	25 Feb 2026
 19 Jessie Evelyn Cr Kyneton	4	House	\$780,000	21 Feb 2026
 29 Jacobs Av Kyneton	3	House	\$680,000	21 Feb 2026
 16 Stonemason Blvd Kyneton	4	House	\$770,000	11 Feb 2026
 1/41 Jennings St Kyneton	3	House	\$700,000	09 Feb 2026
 27 Deep Lead La Kyneton	4	House	\$950,000	03 Feb 2026
 22 Blanchfield Dr Kyneton	3	House	\$590,000	02 Feb 2026



**Jellis Craig Woodend**  
91 High Street, Woodend  
03 5427 2800

Jellis Craig acknowledges and pays our respects to the Bunurong People, the Wadawurrung People, the Dja Dja Wurrung People and the Wurundjeri People as the Traditional Owners and original custodians of the lands on which Jellis Craig operates.

---

Data is current as of PDF generation date 01/06/2026

- 1 Property Data Online, updated quarterly for the past 12 months
- 2 Property Data Online, updated daily for the past 12 months
- 3 Property Data Online, updated daily for the past quarter
- 4 Jellis Craig's average inspection attendance per listing (houses) over the last 12 months, updated daily
- 5 2021 Australian Census
- 6 Property Data Online, updated daily

This publication contains data, analytics, statistics and other information supplied by PROPERTYDATAONLINE PTY LTD (PropertyData). The data provided in this publication is of a general nature and should not be construed as specific advice or relied upon in lieu of appropriate professional advice.

PropertyData relies upon data supplied by third parties and while the data is checked and reviewed, PropertyData does not warrant the accuracy or completeness of the information to the full extent permitted by the law and excludes all loss or damage howsoever arising (including through negligence) in connection with the data supplied by PropertyData. The State of Victoria owns the copyright in the Property Sales Data and reproduction of that data in any way without the consent of the State of Victoria will constitute a breach of the Copyright Act 1968 (cth). The State of Victoria does not warrant the accuracy or completeness of the Property Sales Data and any person using or relying upon such information does so on the basis that the State of Victoria accepts no responsibility or liability whatsoever for any errors, faults, defects or omissions in the information supplied.