



Lake Gardens

# Suburb Report



Your connection to property insights



**JellisCraig**

LAKE GARDENS SUBURB REPORT

Median house price<sup>1</sup>

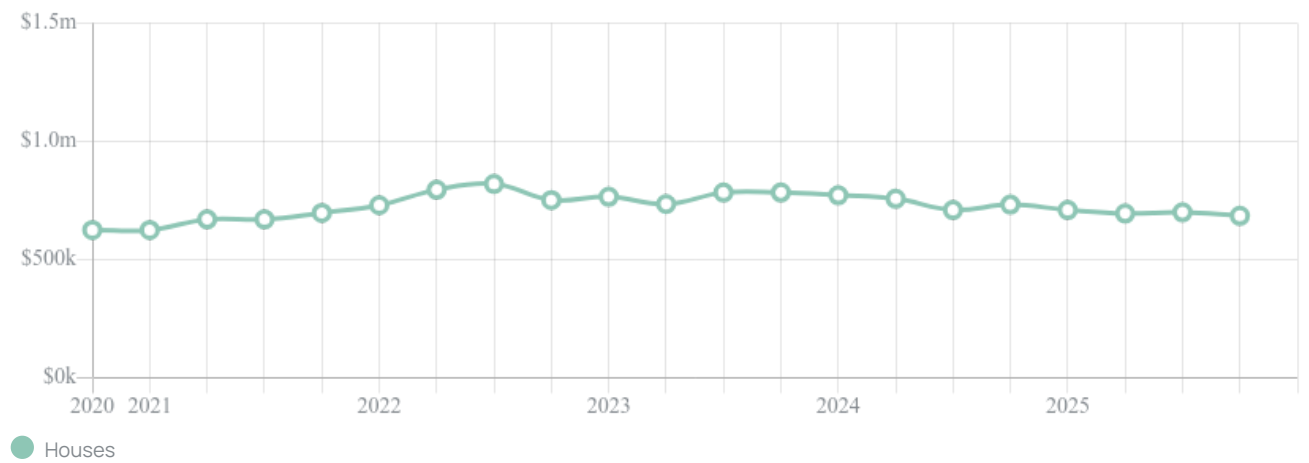
Median

\$685k

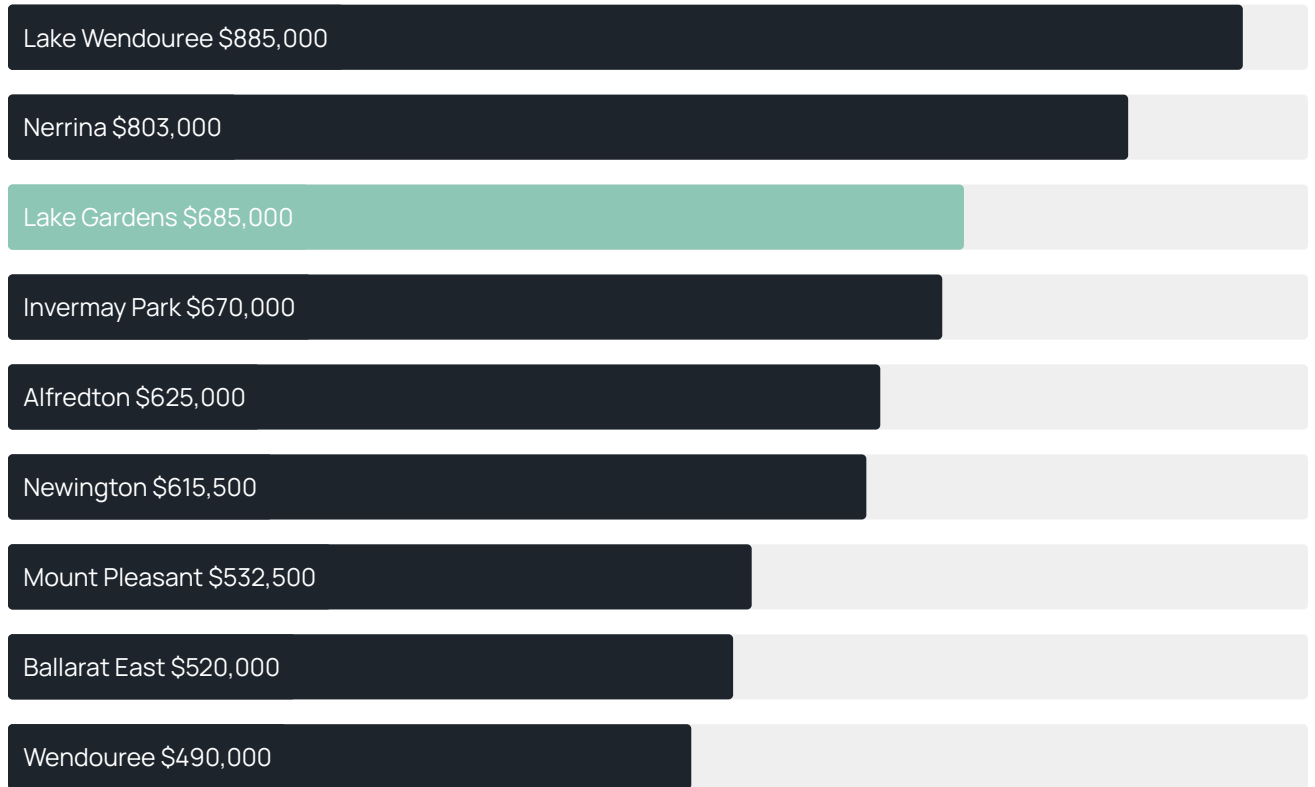
Quarterly price change

-2.14% ↓

Quarterly price change<sup>1</sup>



### Median house price<sup>1</sup>



### Median unit price<sup>1</sup>



Sale method<sup>2</sup>



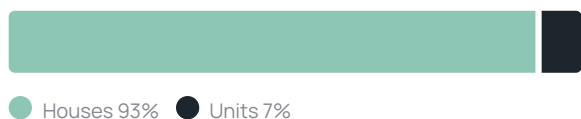
Median days on market<sup>3</sup>

41 days

Average hold period<sup>1</sup>

6.3 years

Dwelling type<sup>5</sup>



Ownership<sup>5</sup>



Population<sup>5</sup>

1,801

Median asking rent<sup>1</sup>

\$480 per week

Population growth<sup>5</sup>

6.25%

Rental yield<sup>1</sup>

3.38%

Median age<sup>5</sup>

51 years











Median household size<sup>5</sup>

2.3 people











LAKE GARDENS SUBURB REPORT

## Recent Lake Gardens sales











Discover a snapshot of the most recent results for this suburb, to view the full 12 months of sales history, please go to [jellisCraig.com.au/suburb-reports](http://jellisCraig.com.au/suburb-reports)

Address	Bedrooms	Type	Price	Sold
 11 Limetree Way Lake Gardens	4	House	\$765,000	07 Mar 2026
 6 Cinnamon Dr Lake Gardens	4	House	\$795,000	06 Mar 2026
 22 Norfolk Av Lake Gardens	2	House	\$615,000	06 Feb 2026
 32 St Andrews Pl Lake Gardens	3	House	\$670,000	20 Jan 2026
 30 Norfolk Av Lake Gardens	3	House	\$615,000	13 Jan 2026
 27 Limetree Way Lake Gardens	4	House	\$750,000	09 Jan 2026
 4 St Clare Av Lake Gardens	3	House	\$677,500	30 Dec 2025
 3 Faversham Av Lake Gardens	4	House	\$780,000	23 Dec 2025
 42 Lake Gardens Av Lake Gardens	4	House	\$870,000	19 Dec 2025
 27 Cinnamon Dr Lake Gardens	4	House	\$680,000	09 Dec 2025

## LAKE GARDENS SUBURB REPORT

Address	Bedrooms	Type	Price	Sold
 35 St Helens Av Lake Gardens	4	House	\$1,020,000	04 Dec 2025
 2 Zelkova Pl Lake Gardens	3	House	\$510,000	13 Nov 2025
 8 Elstead Way Lake Gardens	3	House	\$563,000	13 Nov 2025
 6 Parbury Av Lake Gardens	4	House	\$636,000	13 Nov 2025
 24 St Michaels Pl Lake Gardens	4	House	\$865,000	23 Oct 2025
 14 Cinnamon Dr Lake Gardens	4	House	\$709,868	10 Oct 2025
 52 Norfolk Av Lake Gardens	3	House	\$575,000	06 Oct 2025
 7 St Swindons Av Lake Gardens	3	House	\$749,000	29 Sep 2025
 18 St Swindons Av Lake Gardens	4	House	\$730,000	04 Sep 2025
 32 Stirling Dr Lake Gardens	3	House	\$800,000	04 Sep 2025

## LAKE GARDENS SUBURB REPORT

Address	Bedrooms	Type	Price	Sold
 3 St Swindons Av Lake Gardens	4	House	\$820,000	03 Sep 2025
 2/15 Limetree Way Lake Gardens	4	House	\$600,000	01 Sep 2025
 3/15 Limetree Way Lake Gardens	4	Townhouse	\$610,000	29 Aug 2025
 59 St Michaels Pl Lake Gardens	5	House	\$1,650,000	24 Jul 2025
 18 Somerset Av Lake Gardens	2	House	\$559,000	18 Jul 2025
 21 Cinnamon Dr Lake Gardens	4	House	\$667,500	17 Jul 2025
 44 Norfolk Av Lake Gardens	3	House	\$586,000	10 Jul 2025
 4/15 Limetree Way Lake Gardens	4	Townhouse	\$599,999	08 Jul 2025
 11 St Andrews Pl Lake Gardens	5	House	\$1,420,000	13 Jun 2025
 12 Somerset Av Lake Gardens	3	House	\$540,000	26 May 2025



**Jellis Craig Ballarat**  
1211 Sturt Street, Ballarat  
03 5329 2500

Jellis Craig acknowledges and pays our respects to the Bunurong People, the Wadawurrung People, the Dja Dja Wurrung People and the Wurundjeri People as the Traditional Owners and original custodians of the lands on which Jellis Craig operates.

---

Data is current as of PDF generation date 01/04/2026

- 1 Property Data Online, updated quarterly for the past 12 months
- 2 Property Data Online, updated daily for the past 12 months
- 3 Property Data Online, updated daily for the past quarter
- 4 Jellis Craig's average inspection attendance per listing (houses) over the last 12 months, updated daily
- 5 2021 Australian Census
- 6 Property Data Online, updated daily

This publication contains data, analytics, statistics and other information supplied by PROPERTYDATAONLINE PTY LTD (PropertyData). The data provided in this publication is of a general nature and should not be construed as specific advice or relied upon in lieu of appropriate professional advice.

PropertyData relies upon data supplied by third parties and while the data is checked and reviewed, PropertyData does not warrant the accuracy or completeness of the information to the full extent permitted by the law and excludes all loss or damage howsoever arising (including through negligence) in connection with the data supplied by PropertyData. The State of Victoria owns the copyright in the Property Sales Data and reproduction of that data in any way without the consent of the State of Victoria will constitute a breach of the Copyright Act 1968 (cth). The State of Victoria does not warrant the accuracy or completeness of the Property Sales Data and any person using or relying upon such information does so on the basis that the State of Victoria accepts no responsibility or liability whatsoever for any errors, faults, defects or omissions in the information supplied.