



Lalor

# Suburb Report



Your connection to property insights



**JellisCraig**

LALOR SUBURB REPORT

Median house price<sup>1</sup>

Median

\$780k

Quarterly price change

1.29% ↑

Median unit price<sup>1</sup>

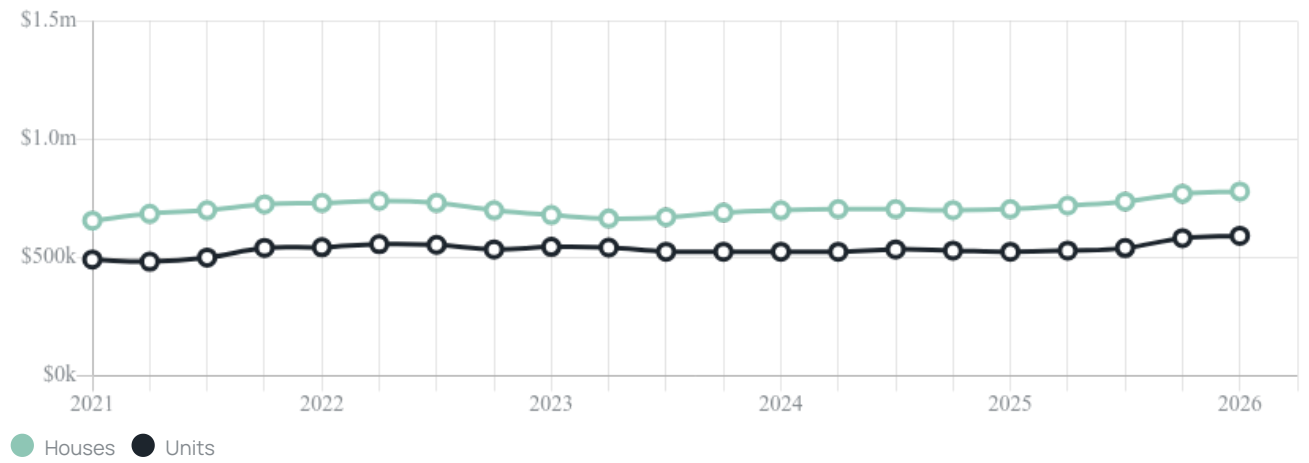
Median

\$592k

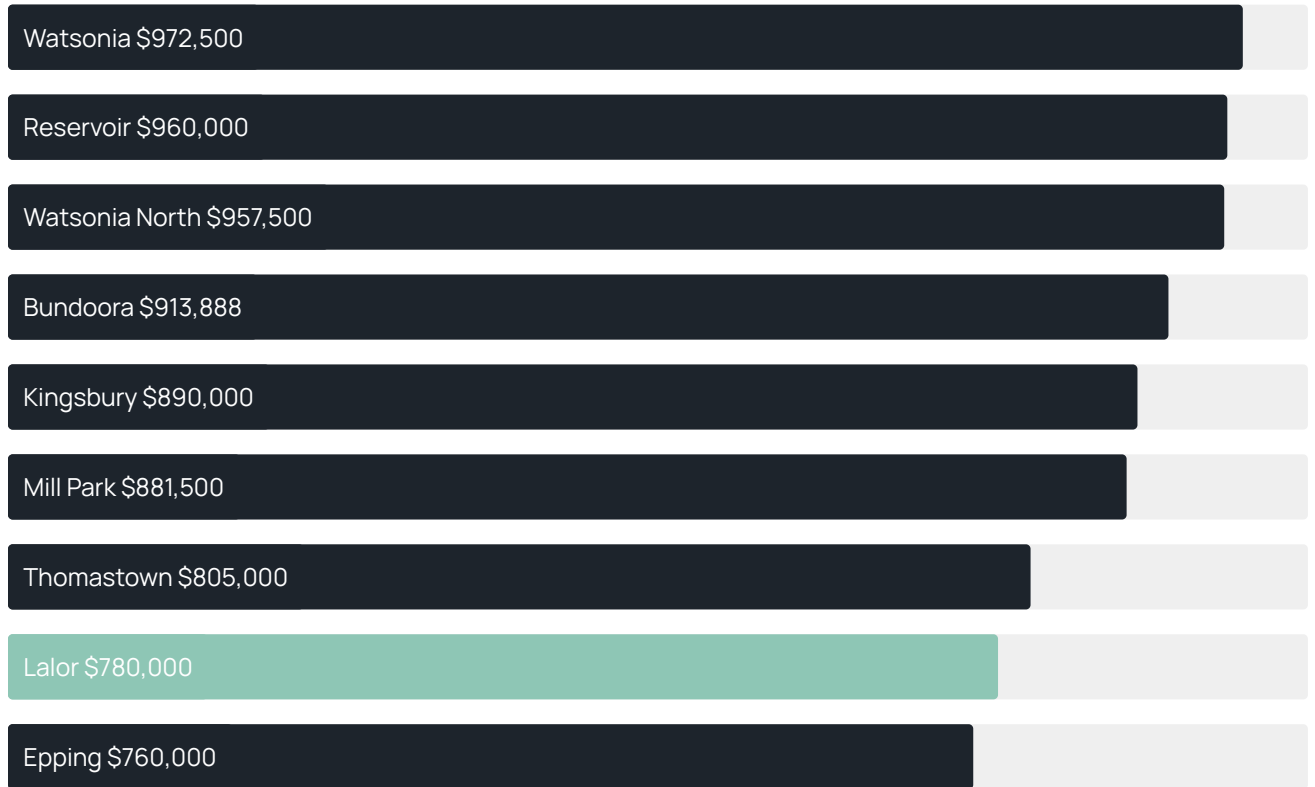
Quarterly price change

1.65% ↑

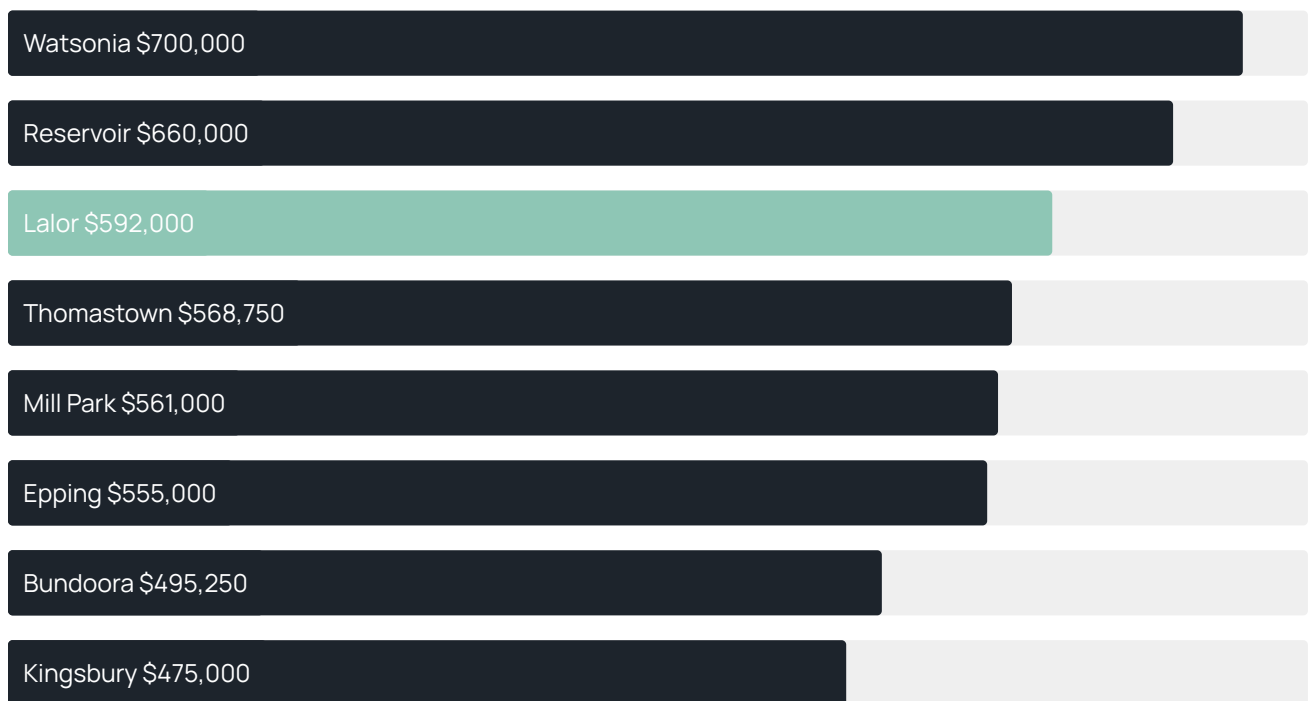
Quarterly price change<sup>1</sup>



### Median house price<sup>1</sup>



### Median unit price<sup>1</sup>



Sale method<sup>2</sup>



● Auction 86%  
● Private 14%

Auction clearance rate<sup>3</sup>

82.09%

Median days on market<sup>3</sup>

29 days

Jellis Craig average inspection attendance per listing<sup>4</sup>

29 groups

Average hold period<sup>1</sup>

6.4 years

Dwelling type<sup>5</sup>



● Houses 89% ● Units 11%

Ownership<sup>5</sup>



● Owned outright 43% ● Mortgaged 34% ● Rented 23%

Population<sup>5</sup>

23,219

Median asking rent<sup>1</sup>

\$530 per week

Population growth<sup>5</sup>

2.77%

Rental yield<sup>1</sup>

3.7%

Median age<sup>5</sup>

37 years











Median household size<sup>5</sup>

2.8 people











LALOR SUBURB REPORT

## Recent Lalor sales











Discover a snapshot of the most recent results for this suburb, to view the full 12 months of sales history, please go to [jellisraig.com.au/suburb-reports](http://jellisraig.com.au/suburb-reports)

Address	Bedrooms	Type	Price	Sold
 46 Blackburn St Lalor	3	House	\$737,000	27 Jun 2026
 30 Melton Cr Lalor	3	House	\$812,000	27 Jun 2026
 2 Dickens St Lalor	3	House	\$717,000	27 Jun 2026
 15 Robert St Lalor	3	House	\$700,000	27 Jun 2026
 229 Dalton Rd Lalor	3	House	\$807,000	27 Jun 2026
 39 Menzies Pde Lalor	3	House	\$766,000	24 Jun 2026
 25 Leeson Gr Lalor	3	House	\$730,000	24 Jun 2026
 24 Tripani Av Lalor	4	House	\$825,000	22 Jun 2026
 40 Kay Av Lalor	3	House	\$735,000	21 Jun 2026
 7 Linoak Av Lalor	2	Townhouse	\$595,000	20 Jun 2026

## LALOR SUBURB REPORT

Address	Bedrooms	Type	Price	Sold
 2/32 Cyprus St Lalor	2	Unit	\$605,000	20 Jun 2026
 8a Hensley Rd Lalor	3	Townhouse	\$595,000	16 Jun 2026
 63 Elizabeth Dr Lalor	3	House	\$655,000	13 Jun 2026
 2/3 Maxwell St Lalor	3	Unit	\$665,000	13 Jun 2026
 104 Rosemary Dr Lalor	3	House	\$795,000	10 Jun 2026
 99 Messmate St Lalor	3	House	\$670,000	10 Jun 2026
 14 Evans St Lalor	3	House	\$695,000	07 Jun 2026
 32 Wellington Cr Lalor	3	House	\$720,000	30 May 2026
 34 Kent Rd Lalor	3	House	\$802,000	30 May 2026
 7 Tambor Ct Lalor	3	House	\$765,000	30 May 2026

## LALOR SUBURB REPORT

Address	Bedrooms	Type	Price	Sold
 10 Middleton St Lalor	2	House	\$830,000	30 May 2026
 23 Blessington Pde Lalor	4	House	\$1,065,000	23 May 2026
 68 Messmate St Lalor	4	House	\$825,000	23 May 2026
 89 Derrick St Lalor	3	House	\$806,000	20 May 2026
 19 Messmate St Lalor	4	House	\$891,000	16 May 2026
 4 Begonia Ct Lalor	3	House	\$755,000	16 May 2026
 9 Carlow Wlk Lalor	3	Townhouse	\$660,000	16 May 2026
 25 Pontoon St Lalor	3	House	\$635,500	09 May 2026
 53 Vasey Av Lalor	3	House	\$790,000	09 May 2026
 9 Buller Pde Lalor	3	House	\$730,000	09 May 2026



**Jellis Craig Northcote**  
427-431 High Street, Northcote  
03 9403 9300

Jellis Craig acknowledges and pays our respects to the Bunurong People, the Wadawurrung People, the Dja Dja Wurrung People and the Wurundjeri People as the Traditional Owners and original custodians of the lands on which Jellis Craig operates.

---

Data is current as of PDF generation date 01/07/2026

- 1 Property Data Online, updated quarterly for the past 12 months
- 2 Property Data Online, updated daily for the past 12 months
- 3 Property Data Online, updated daily for the past quarter
- 4 Jellis Craig's average inspection attendance per listing (houses) over the last 12 months, updated daily
- 5 2021 Australian Census
- 6 Property Data Online, updated daily

This publication contains data, analytics, statistics and other information supplied by PROPERTYDATAONLINE PTY LTD (PropertyData). The data provided in this publication is of a general nature and should not be construed as specific advice or relied upon in lieu of appropriate professional advice.

PropertyData relies upon data supplied by third parties and while the data is checked and reviewed, PropertyData does not warrant the accuracy or completeness of the information to the full extent permitted by the law and excludes all loss or damage howsoever arising (including through negligence) in connection with the data supplied by PropertyData. The State of Victoria owns the copyright in the Property Sales Data and reproduction of that data in any way without the consent of the State of Victoria will constitute a breach of the Copyright Act 1968 (cth). The State of Victoria does not warrant the accuracy or completeness of the Property Sales Data and any person using or relying upon such information does so on the basis that the State of Victoria accepts no responsibility or liability whatsoever for any errors, faults, defects or omissions in the information supplied.