



Lara

# Suburb Report



Your connection to property insights



JellisCraig

LARA SUBURB REPORT

Median house price<sup>1</sup>

Median

\$700k

Quarterly price change

2.18% ↑

Median unit price<sup>1</sup>

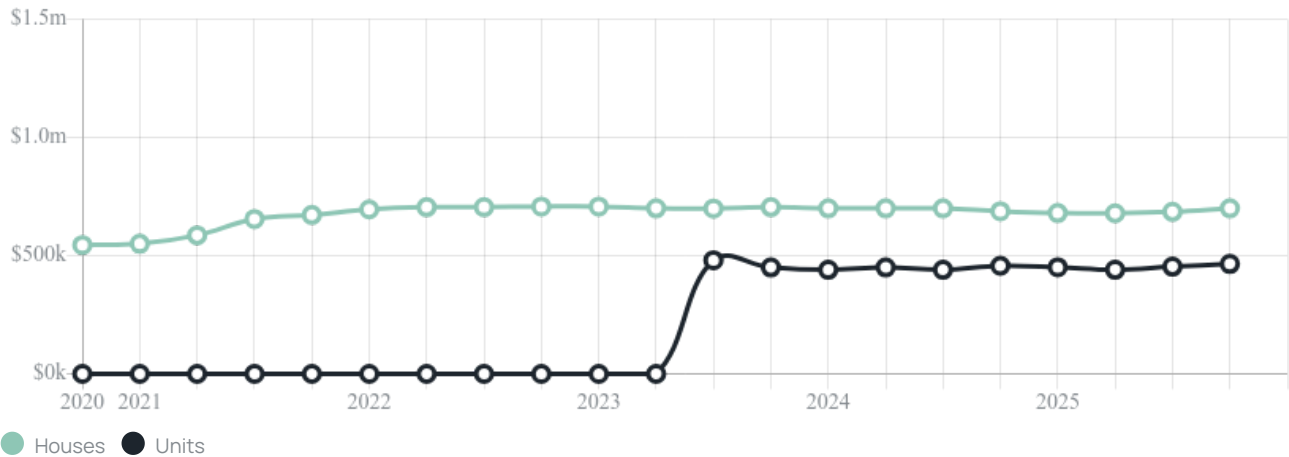
Median

\$465k

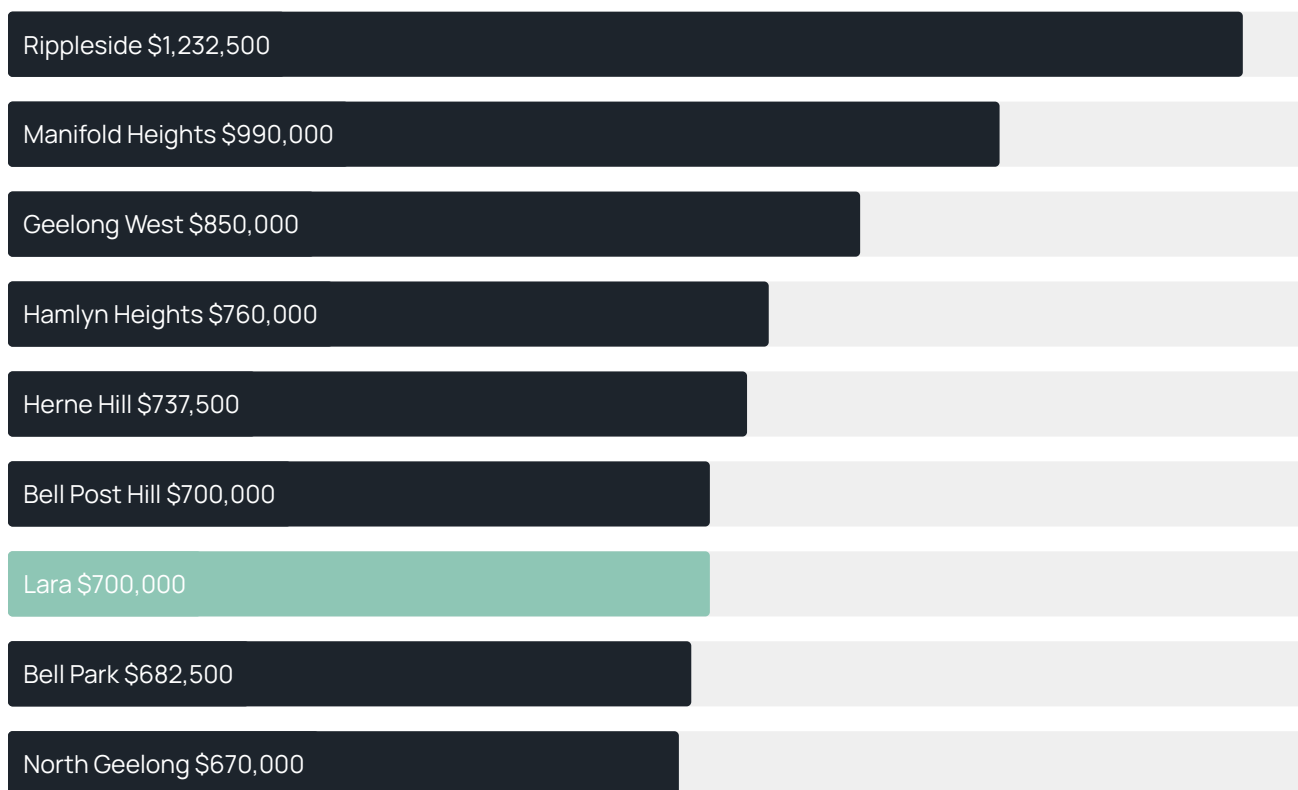
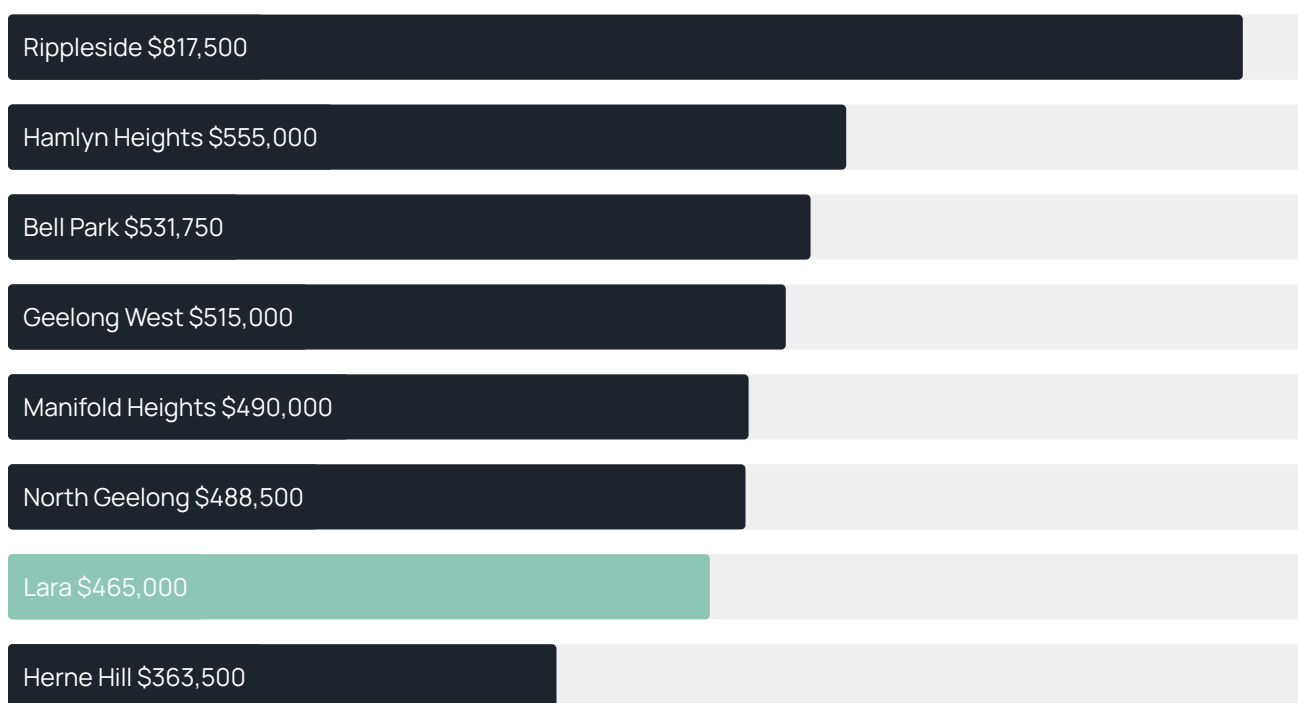
Quarterly price change

2.64% ↑

Quarterly price change<sup>1</sup>



## LARA SUBURB REPORT

Median house price<sup>1</sup>Median unit price<sup>1</sup>

Sale method<sup>2</sup>

● Auction 1%  
● Private 99%

Auction clearance rate<sup>3</sup>

100%

Median days on market<sup>3</sup>

35 days

Jellis Craig average inspection attendance per listing<sup>4</sup>

35 groups

Average hold period<sup>1</sup>

6.5 years

Dwelling type<sup>5</sup>

● Houses 90% ● Units 10%

Ownership<sup>5</sup>

● Owned outright 33% ● Mortgaged 49% ● Rented 18%

Population<sup>5</sup>

19,014

Median asking rent<sup>1</sup>

\$560 per week

Median age<sup>5</sup>

37 years

Rental yield<sup>1</sup>

4.1%











Median household size<sup>5</sup>

2.7 people











## LARA SUBURB REPORT

## Recent Lara sales











Discover a snapshot of the most recent results for this suburb, to view the full 12 months of sales history, please go to [jellisicraig.com.au/suburb-reports](https://jellisicraig.com.au/suburb-reports)

Address	Bedrooms	Type	Price	Sold
 112 Eastlakes Blvd Lara	4	House	\$810,000	30 Jan 2026
 16 Skipton St Lara	4	House	\$745,000	29 Jan 2026
 3/83 Flinders Av Lara	2	Unit	\$520,000	28 Jan 2026
 58 Archer Dr Lara	3	House	\$595,000	21 Jan 2026
 12 Woodland St Lara	4	House	\$816,000	20 Jan 2026
 36 Moonah Cirt Lara	3	House	\$709,000	16 Jan 2026
 3 Musk Duck Ct Lara	3	House	\$710,000	15 Jan 2026
 13 Watercourse Av Lara	4	House	\$745,000	14 Jan 2026
 379 Patullos Rd Lara	4	House	\$840,000	14 Jan 2026
 2d Teal St Lara	3	House	\$640,000	12 Jan 2026

## LARA SUBURB REPORT

Address	Bedrooms	Type	Price	Sold
 1 Rigel Rd Lara	4	House	\$780,000	11 Jan 2026
 1 Stryder Ct Lara	3	House	\$850,000	10 Jan 2026
 5/46 Botanical Dr Lara	3	House	\$620,000	09 Jan 2026
 13 Bank St Lara	3	House	\$630,000	08 Jan 2026
 32a Altair Av Lara	3	House	\$615,000	07 Jan 2026
 6-8 Bud St Lara	3	House	\$680,000	05 Jan 2026
 16 Leafy St Lara	2	House	\$515,000	05 Jan 2026
 64 Wattlebird Dr Lara	4	House	\$750,000	24 Dec 2025
 35 Wharfedale Cr Lara	4	House	\$650,000	19 Dec 2025
 2 Primrose Ct Lara	4	House	\$900,000	17 Dec 2025

## LARA SUBURB REPORT

Address	Bedrooms	Type	Price	Sold
 24 Penstone Cr Lara	3	House	\$592,500	17 Dec 2025
 3/110 Flinders Av Lara	3	House	\$562,000	17 Dec 2025
 8 Florence St Lara	2	House	\$625,000	16 Dec 2025
 15 Leafy St Lara	4	House	\$785,000	16 Dec 2025
 2 Tussock La Lara	4	House	\$820,000	16 Dec 2025
 5 Reflections Cr Lara	4	House	\$750,000	16 Dec 2025
 105 Rennie St Lara	3	House	\$690,000	15 Dec 2025
 27 Gascoyne Cirt Lara	4	House	\$658,000	15 Dec 2025
 20 Stilt Ct Lara	4	House	\$847,000	12 Dec 2025
 12 Yoorok Dr Lara	4	House	\$755,000	10 Dec 2025



**Jellis Craig Geelong**  
205 Pakington Street, Geelong West  
(03) 5222 7772

Jellis Craig acknowledges and pays our respects to the Bunurong People, the Wadawurrung People, the Dja Dja Wurrung People and the Wurundjeri People as the Traditional Owners and original custodians of the lands on which Jellis Craig operates.

---

Data is current as of PDF generation date 01/02/2026

- 1 Property Data Online, updated quarterly for the past 12 months
- 2 Property Data Online, updated daily for the past 12 months
- 3 Property Data Online, updated daily for the past quarter
- 4 Jellis Craig's average inspection attendance per listing (houses) over the last 12 months, updated daily
- 5 2021 Australian Census
- 6 Property Data Online, updated daily

This publication contains data, analytics, statistics and other information supplied by PROPERTYDATAONLINE PTY LTD (PropertyData). The data provided in this publication is of a general nature and should not be construed as specific advice or relied upon in lieu of appropriate professional advice.

PropertyData relies upon data supplied by third parties and while the data is checked and reviewed, PropertyData does not warrant the accuracy or completeness of the information to the full extent permitted by the law and excludes all loss or damage howsoever arising (including through negligence) in connection with the data supplied by PropertyData. The State of Victoria owns the copyright in the Property Sales Data and reproduction of that data in any way without the consent of the State of Victoria will constitute a breach of the Copyright Act 1968 (cth). The State of Victoria does not warrant the accuracy or completeness of the Property Sales Data and any person using or relying upon such information does so on the basis that the State of Victoria accepts no responsibility or liability whatsoever for any errors, faults, defects or omissions in the information supplied.