



Leopold

# Suburb Report



Your connection to property insights



**JellisCraig**

LEOPOLD SUBURB REPORT

Median house price<sup>1</sup>

Median

\$695k

Quarterly price change

2.58% ↑

Median unit price<sup>1</sup>

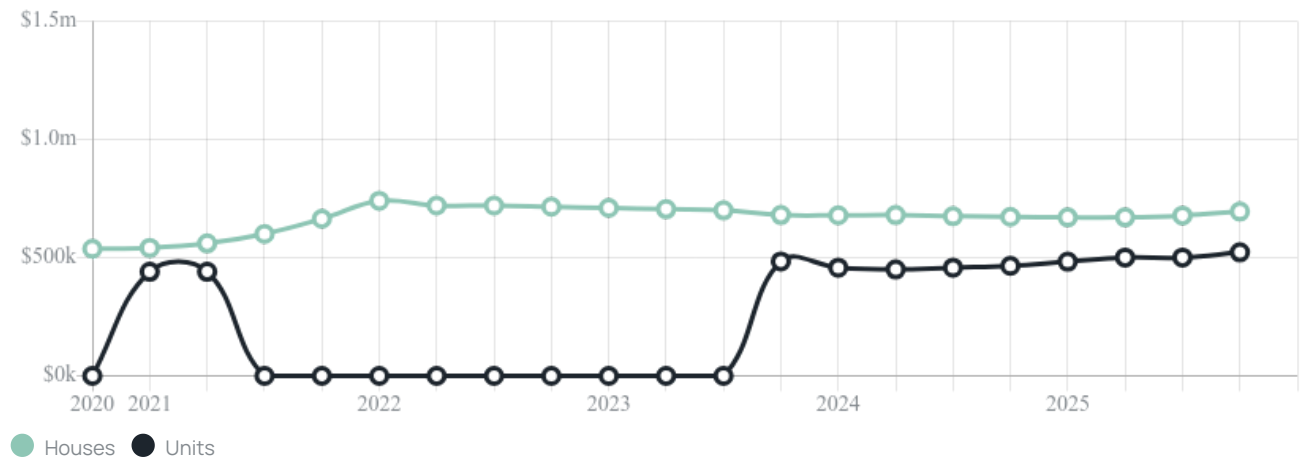
Median

\$523k

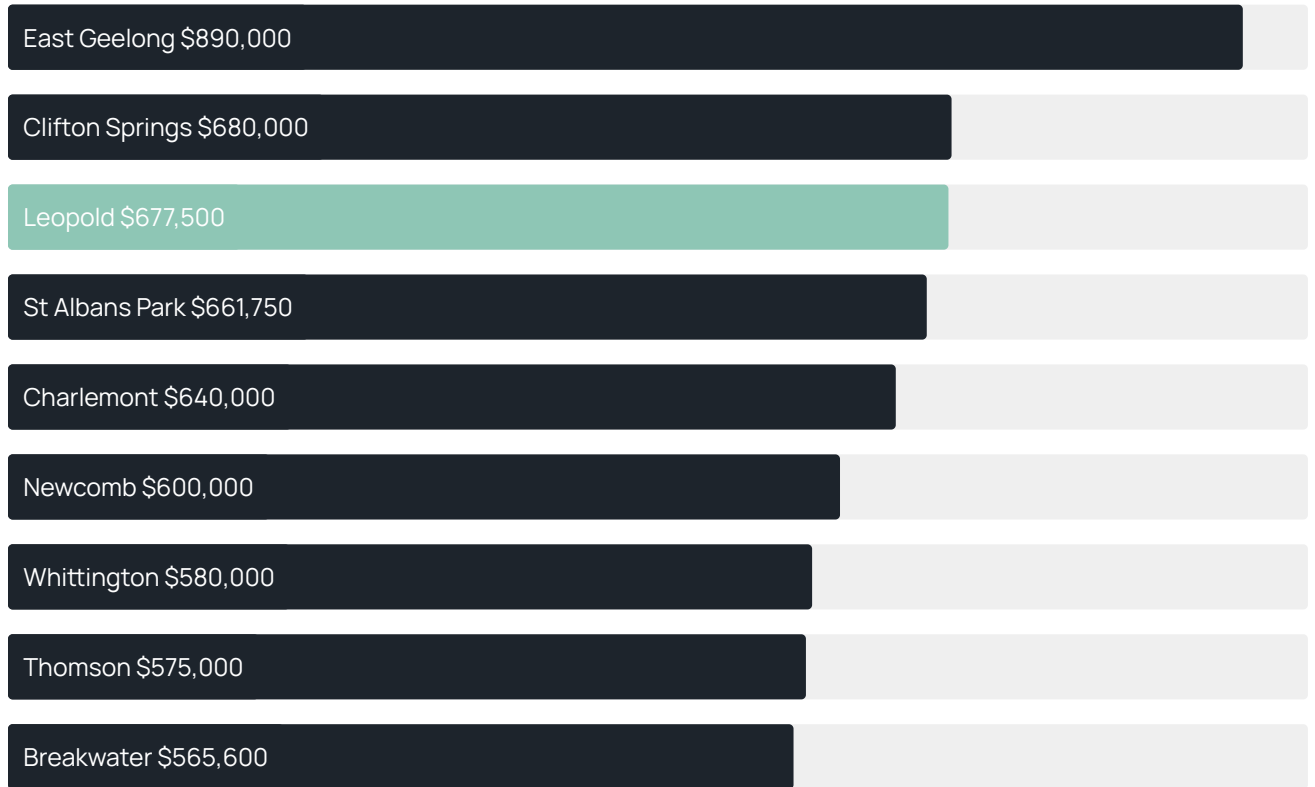
Quarterly price change

4.50% ↑

Quarterly price change<sup>1</sup>



### Median house price<sup>1</sup>



### Median unit price<sup>1</sup>



Sale method<sup>2</sup>



● Auction 1%  
● Private 99%

Auction clearance rate<sup>3</sup>

100%

Median days on market<sup>3</sup>

35 days

Jellis Craig average inspection attendance per listing<sup>4</sup>

35 groups

Average hold period<sup>1</sup>

7.0 years

Dwelling type<sup>5</sup>



● Houses 92% ● Units 8%

Ownership<sup>5</sup>



● Owned outright 41% ● Mortgaged 45% ● Rented 14%

Population<sup>5</sup>

13,272

Median asking rent<sup>1</sup>

\$530 per week

Median age<sup>5</sup>

41 years

Rental yield<sup>1</sup>

3.79%











Median household size<sup>5</sup>

2.5 people











LEOPOLD SUBURB REPORT

## Recent Leopold sales











Discover a snapshot of the most recent results for this suburb, to view the full 12 months of sales history, please go to [jellisCraig.com.au/suburb-reports](http://jellisCraig.com.au/suburb-reports)

Address	Bedrooms	Type	Price	Sold
 3 Hazelwood Cr Leopold	3	House	\$670,000	23 Mar 2026
 6 Senecio Pl Leopold	3	House	\$650,000	16 Mar 2026
 14 Stevens Ct Leopold	4	House	\$840,000	12 Mar 2026
 31 Christies Rd Leopold	3	House	\$655,000	11 Mar 2026
 28 Greenbank Ct Leopold	3	House	\$885,000	11 Mar 2026
 7 Maddison Ct Leopold	3	House	\$627,000	11 Mar 2026
 3 Trixia Pl Leopold	3	House	\$620,000	10 Mar 2026
 35 Dorothy St Leopold	4	House	\$760,000	05 Mar 2026
 3/4 Reta Cl LEOPOLD	3	Townhouse	\$635,000	05 Mar 2026
 4 Tidal St Leopold	4	House	\$780,000	27 Feb 2026

## LEOPOLD SUBURB REPORT

Address	Bedrooms	Type	Price	Sold
 21 Tispa Dr LEOPOLD	3	House	\$680,000	27 Feb 2026
 20 Longview Av Leopold	3	House	\$587,500	26 Feb 2026
 2 Viewbay Dr Leopold	3	House	\$745,000	25 Feb 2026
 19 Prismatic Pl Leopold	4	House	\$680,000	25 Feb 2026
 16 Moonaree Rd Leopold	3	House	\$682,000	19 Feb 2026
 11 Robertson Rd Leopold	3	House	\$665,000	18 Feb 2026
 21 Dorothy St Leopold	4	House	\$685,000	18 Feb 2026
 4 Glen Ct Leopold	4	House	\$780,000	16 Feb 2026
 7 Lorikeet Ct LEOPOLD	4	House	\$850,000	13 Feb 2026
 72 Ferguson Rd Leopold	4	House	\$720,000	13 Feb 2026

## LEOPOLD SUBURB REPORT

Address	Bedrooms	Type	Price	Sold
 2/95 Kensington Rd Leopold	2	Unit	\$515,000	11 Feb 2026
 5/798 Bellarine Hwy Leopold	2	Unit	\$475,000	10 Feb 2026
 63 Hillclimb Dr Leopold	3	House	\$660,000	10 Feb 2026
 779 Bellarine Hwy Leopold	3	House	\$640,000	09 Feb 2026
 3/11 Dylan Pl Leopold	3	Unit	\$658,000	08 Feb 2026
 10-12 Spectacle Way Leopold	4	House	\$955,000	05 Feb 2026
 30 Hillclimb Dr Leopold	4	House	\$775,000	05 Feb 2026
 14 Pollard Dr Leopold	4	House	\$850,000	04 Feb 2026
 92 Pollard Dr Leopold	4	House	\$880,000	03 Feb 2026
 36 Paraffin Dr Leopold	4	House	\$750,000	29 Jan 2026



Jellis Craig acknowledges and pays our respects to the Bunurong People, the Wadawurrung People, the Dja Dja Wurrung People and the Wurundjeri People as the Traditional Owners and original custodians of the lands on which Jellis Craig operates.

---

Data is current as of PDF generation date 01/04/2026

- 1 Property Data Online, updated quarterly for the past 12 months
- 2 Property Data Online, updated daily for the past 12 months
- 3 Property Data Online, updated daily for the past quarter
- 4 Jellis Craig's average inspection attendance per listing (houses) over the last 12 months, updated daily
- 5 2021 Australian Census
- 6 Property Data Online, updated daily

This publication contains data, analytics, statistics and other information supplied by PROPERTYDATAONLINE PTY LTD (PropertyData). The data provided in this publication is of a general nature and should not be construed as specific advice or relied upon in lieu of appropriate professional advice.

PropertyData relies upon data supplied by third parties and while the data is checked and reviewed, PropertyData does not warrant the accuracy or completeness of the information to the full extent permitted by the law and excludes all loss or damage howsoever arising (including through negligence) in connection with the data supplied by PropertyData. The State of Victoria owns the copyright in the Property Sales Data and reproduction of that data in any way without the consent of the State of Victoria will constitute a breach of the Copyright Act 1968 (cth). The State of Victoria does not warrant the accuracy or completeness of the Property Sales Data and any person using or relying upon such information does so on the basis that the State of Victoria accepts no responsibility or liability whatsoever for any errors, faults, defects or omissions in the information supplied.