



Leopold

# Suburb Report



Your connection to property insights



JellisCraig

LEOPOLD SUBURB REPORT

Median house price<sup>1</sup>

Median

\$680k

Quarterly price change

1.49% ↑

Median unit price<sup>1</sup>


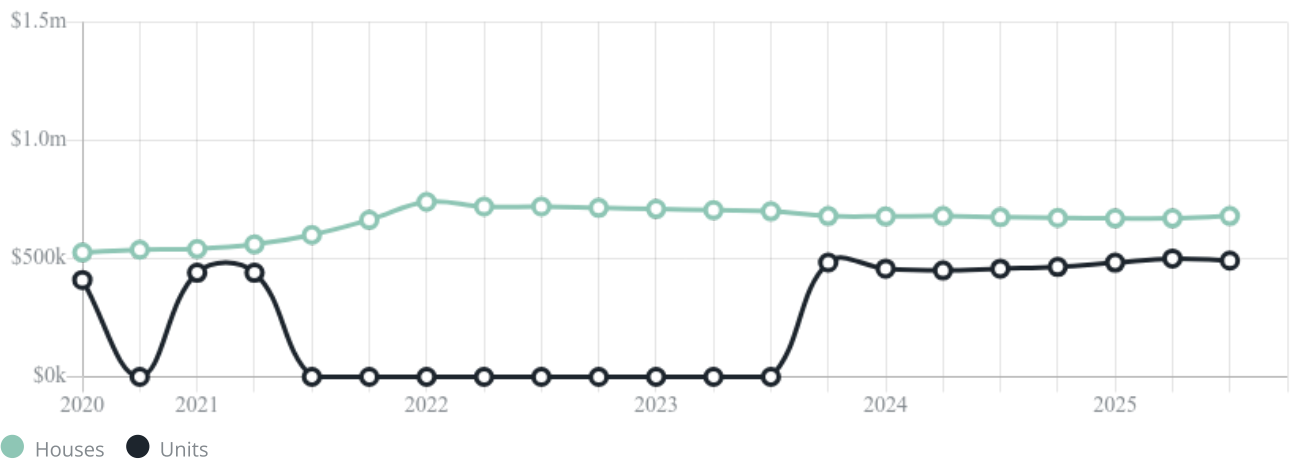
Median

\$492k

Quarterly price change

-1.70% ↓

Quarterly price change<sup>1</sup>



Median house price<sup>1</sup>



Median unit price<sup>1</sup>



Sale method<sup>2</sup>

● Auction 4%  
● Private 96%

Auction clearance rate<sup>3</sup>

66.67%

Median days on market<sup>3</sup>

33 days

Jellis Craig average inspection attendance per listing<sup>4</sup>

33 groups

Average hold period<sup>1</sup>

7.0 years

Dwelling type<sup>5</sup>

● Houses 92% ● Units 8%

Ownership<sup>5</sup>

● Owned outright 41% ● Mortgaged 45% ● Rented 14%

Population<sup>5</sup>

13,272

Median asking rent<sup>1</sup>

\$520 per week

Median age<sup>5</sup>

41 years

Rental yield<sup>1</sup>

3.79%











Median household size<sup>5</sup>

2.5 people











## LEOPOLD SUBURB REPORT

## Recent Leopold sales











Discover a snapshot of the most recent results for this suburb, to view the full 12 months of sales history, please go to [jellisraig.com.au/suburb-reports](https://jellisraig.com.au/suburb-reports)

Address	Bedrooms	Type	Price	Sold
 9 Grassland Gr Leopold	3	House	\$815,000	31 Dec 2025
 9 Birchbank Ct Leopold	3	House	\$900,000	20 Dec 2025
 146 Kensington Rd Leopold	3	House	\$675,000	19 Dec 2025
 10 Viewbay Dr Leopold	4	House	\$695,000	17 Dec 2025
 12 Hannan Cr Leopold	4	House	\$771,000	16 Dec 2025
 47 Treefern St Leopold	3	House	\$640,000	15 Dec 2025
 42 Rebecca Dr Leopold	4	House	\$745,000	15 Dec 2025
 44 Darrambal Cr Leopold	4	House	\$880,000	08 Dec 2025
 12 Sandridge St Leopold	3	House	\$645,000	08 Dec 2025
 31 Morrow Cr Leopold	4	House	\$770,000	05 Dec 2025

## LEOPOLD SUBURB REPORT

Address	Bedrooms	Type	Price	Sold
 1/37 Barrabool Cr Leopold	2	Unit	\$570,000	03 Dec 2025
 30 Myuna St Leopold	3	House	\$640,000	01 Dec 2025
 1/8 Myuna St Leopold	2	Unit	\$555,000	28 Nov 2025
 11 Kylemore Ct Leopold	3	House	\$769,000	26 Nov 2025
 125 Christies Rd Leopold	4	House	\$930,000	26 Nov 2025
 29 Heytesbury Dr Leopold	3	House	\$700,000	26 Nov 2025
 26 Recreation Dr Leopold	3	House	\$740,000	25 Nov 2025
 5-9 Townview Ct Leopold	4	House	\$800,500	25 Nov 2025
 3/14 Recreation Dr Leopold	2	Land	\$223,600	24 Nov 2025
 23 Arden Av Leopold	3	House	\$662,000	21 Nov 2025

## LEOPOLD SUBURB REPORT

Address	Bedrooms	Type	Price	Sold
 42 Allambie St Leopold	4	House	\$742,000	21 Nov 2025
 28 William St Leopold	2	House	\$545,000	18 Nov 2025
 37 Washington Gdns Leopold	4	House	\$1,080,000	12 Nov 2025
 5 Anchorage Way Leopold	4	House	\$670,000	12 Nov 2025
 30 Ash Rd Leopold	4	House	\$700,000	11 Nov 2025
 16 Anzac Av Leopold	3	House	\$615,000	11 Nov 2025
 53 Warrawee Rd Leopold	3	House	\$635,000	10 Nov 2025
 21 Huon Cr Leopold	4	House	\$730,000	07 Nov 2025
 16 Seagrass St Leopold	3	House	\$708,000	07 Nov 2025
 89 Kensington Rd Leopold	4	House	\$760,000	31 Oct 2025



Jellis Craig acknowledges and pays our respects to the Bunurong People, the Wadawurrung People, the Dja Dja Wurrung People and the Wurundjeri People as the Traditional Owners and original custodians of the lands on which Jellis Craig operates.



Data is current as of PDF generation date 08/01/2026

- 1 Property Data Online, updated quarterly for the past 12 months
- 2 Property Data Online, updated daily for the past 12 months
- 3 Property Data Online, updated daily for the past quarter
- 4 Jellis Craig's average inspection attendance per listing (houses) over the last 12 months, updated daily
- 5 2021 Australian Census
- 6 Property Data Online, updated daily

This publication contains data, analytics, statistics and other information supplied by PROPERTYDATAONLINE PTY LTD (PropertyData). The data provided in this publication is of a general nature and should not be construed as specific advice or relied upon in lieu of appropriate professional advice.

PropertyData relies upon data supplied by third parties and while the data is checked and reviewed, PropertyData does not warrant the accuracy or completeness of the information to the full extent permitted by the law and excludes all loss or damage howsoever arising (including through negligence) in connection with the data supplied by PropertyData. The State of Victoria owns the copyright in the Property Sales Data and reproduction of that data in any way without the consent of the State of Victoria will constitute a breach of the Copyright Act 1968 (cth). The State of Victoria does not warrant the accuracy or completeness of the Property Sales Data and any person using or relying upon such information does so on the basis that the State of Victoria accepts no responsibility or liability whatsoever for any errors, faults, defects or omissions in the information supplied.