



Leopold

# Suburb Report



Your connection to property insights



**JellisCraig**

LEOPOLD SUBURB REPORT

Median house price<sup>1</sup>

Median

\$700k

Quarterly price change

0.71% ↑

Median unit price<sup>1</sup>

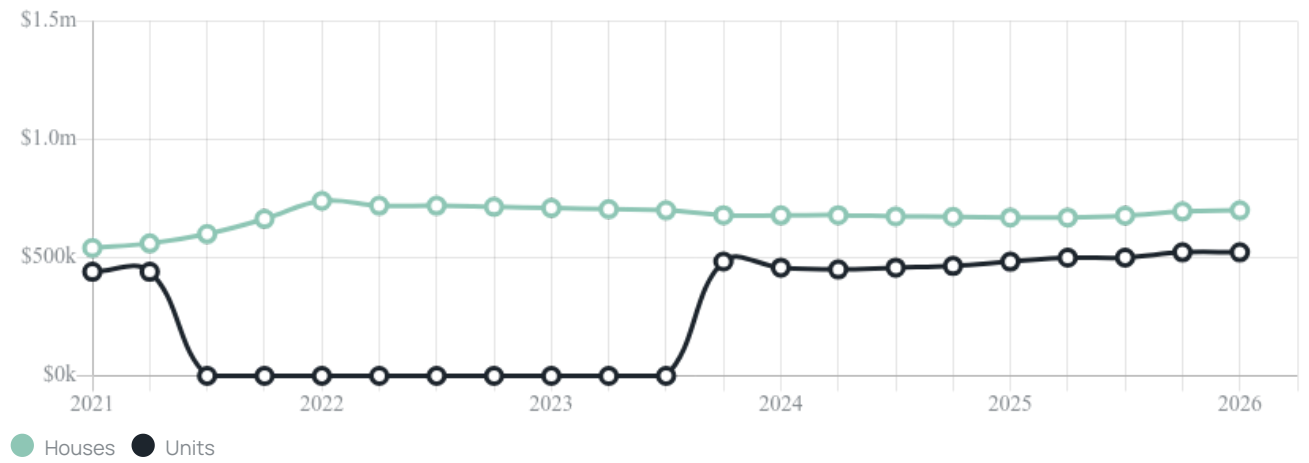
Median

\$523k

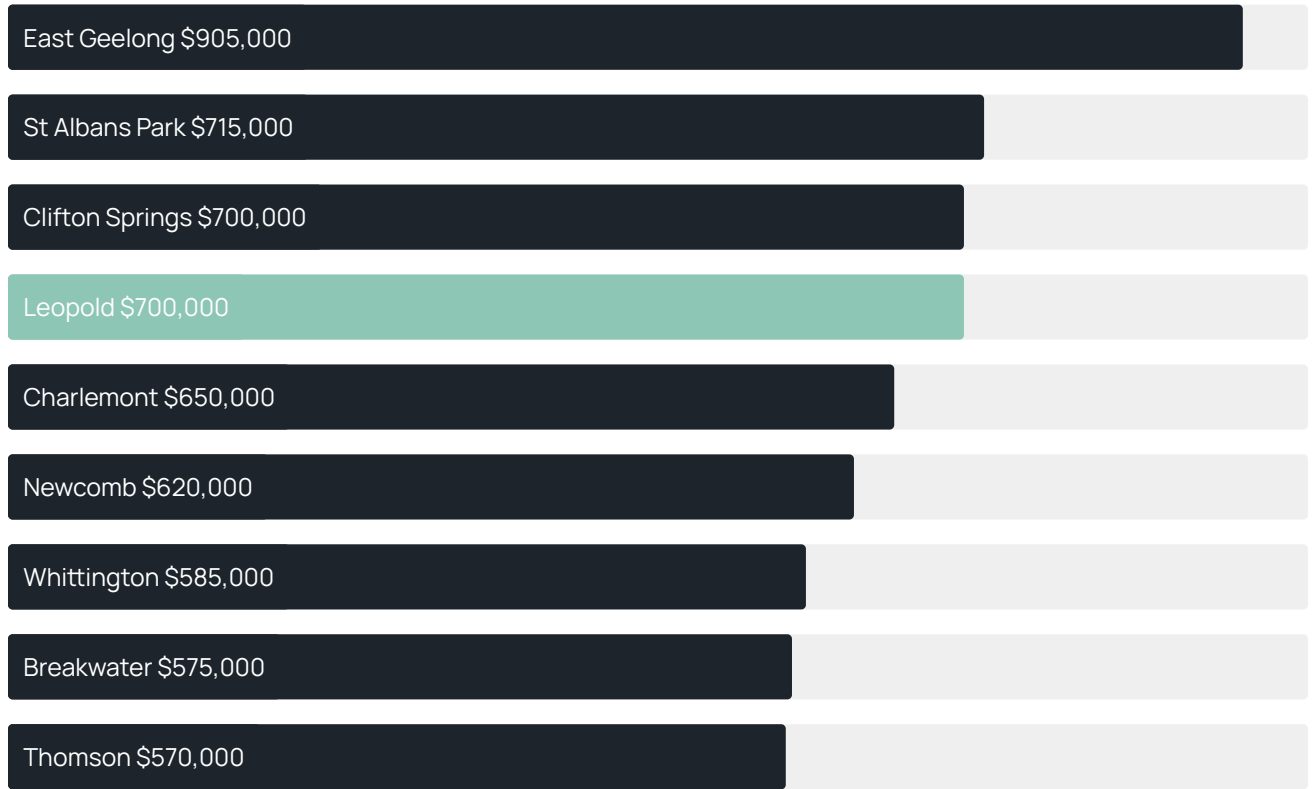
Quarterly price change

0.00% ↓

Quarterly price change<sup>1</sup>



### Median house price<sup>1</sup>



### Median unit price<sup>1</sup>



Sale method<sup>2</sup>



● Auction 1%  
 ● Private 99%

Median days on market<sup>3</sup>

29 days

Jellis Craig average inspection attendance per listing<sup>4</sup>

29 groups

Average hold period<sup>1</sup>

7.0 years

Dwelling type<sup>5</sup>



● Houses 92% ● Units 8%

Ownership<sup>5</sup>



● Owned outright 41% ● Mortgaged 45% ● Rented 14%

Population<sup>5</sup>

13,272

Median asking rent<sup>1</sup>

\$545 per week

Median age<sup>5</sup>

41 years

Rental yield<sup>1</sup>

3.79%











Median household size<sup>5</sup>

2.5 people











LEOPOLD SUBURB REPORT

## Recent Leopold sales











Discover a snapshot of the most recent results for this suburb, to view the full 12 months of sales history, please go to [jellisraig.com.au/suburb-reports](http://jellisraig.com.au/suburb-reports)

Address	Bedrooms	Type	Price	Sold
 43 Allanvale Av Leopold	5	House	\$830,000	29 May 2026
 6 Mira Ct Leopold	2	House	\$577,000	22 May 2026
 11 Bisinella Ct Leopold	4	House	\$735,000	12 May 2026
 68 Northview Dr Leopold	4	House	\$880,000	11 May 2026
 14 Dendle St Leopold	3	House	\$765,000	08 May 2026
 25 Shoaling Dr Leopold	3	House	\$665,000	06 May 2026
 20 Bowman Pl Leopold	3	House	\$845,000	05 May 2026
 12 Sarah Ct Leopold	3	House	\$620,000	05 May 2026
 89 Grassland Gr Leopold	3	House	\$676,000	30 Apr 2026
 22 Swamphen Dr LEOPOLD	3	House	\$717,500	28 Apr 2026

## LEOPOLD SUBURB REPORT

Address	Bedrooms	Type	Price	Sold
 6 Casy Gr Leopold	4	House	\$730,000	24 Apr 2026
 22 Simons Rd Leopold	3	House	\$632,500	23 Apr 2026
 4 Countryside Dr Leopold	3	House	\$650,000	23 Apr 2026
 59 Christies Rd Leopold	3	House	\$780,000	22 Apr 2026
 41 Pollard Dr Leopold	3	House	\$710,000	21 Apr 2026
 6 Countryside Dr Leopold	3	House	\$786,000	20 Apr 2026
 34 Estuary Blvd Leopold	3	House	\$660,000	16 Apr 2026
 4/64 Christies Rd Leopold	3	Flat/Unit/Apartment	\$537,000	16 Apr 2026
 39 Opal Dr Leopold	4	House	\$737,500	15 Apr 2026
 5 Pienza Way Leopold	4	House	\$840,000	14 Apr 2026

## LEOPOLD SUBURB REPORT

Address	Bedrooms	Type	Price	Sold
 21 Recreation Dr Leopold	3	House	\$687,500	10 Apr 2026
 21 Glendale Dr Leopold	3	House	\$650,000	09 Apr 2026
 1/14 Recreation Dr Leopold	2	Unit	\$535,000	08 Apr 2026
 18 Clivedon Ct Leopold	4	House	\$870,000	08 Apr 2026
 5 Dorothy St Leopold	3	House	\$602,000	04 Apr 2026
 147 Melaluka Rd Leopold	3	House	\$770,000	03 Apr 2026
 7 Senecio Pl Leopold	4	House	\$760,000	01 Apr 2026
 10 Burlington Cr Leopold	3	House	\$630,000	01 Apr 2026
 3 Trumper Cr Leopold	3	House	\$742,500	31 Mar 2026
 65 Grassland Gr Leopold	4	House	\$710,000	30 Mar 2026



Jellis Craig acknowledges and pays our respects to the Bunurong People, the Wadawurrung People, the Dja Dja Wurrung People and the Wurundjeri People as the Traditional Owners and original custodians of the lands on which Jellis Craig operates.

---

Data is current as of PDF generation date 01/06/2026

- 1 Property Data Online, updated quarterly for the past 12 months
- 2 Property Data Online, updated daily for the past 12 months
- 3 Property Data Online, updated daily for the past quarter
- 4 Jellis Craig's average inspection attendance per listing (houses) over the last 12 months, updated daily
- 5 2021 Australian Census
- 6 Property Data Online, updated daily

This publication contains data, analytics, statistics and other information supplied by PROPERTYDATAONLINE PTY LTD (PropertyData). The data provided in this publication is of a general nature and should not be construed as specific advice or relied upon in lieu of appropriate professional advice.

PropertyData relies upon data supplied by third parties and while the data is checked and reviewed, PropertyData does not warrant the accuracy or completeness of the information to the full extent permitted by the law and excludes all loss or damage howsoever arising (including through negligence) in connection with the data supplied by PropertyData. The State of Victoria owns the copyright in the Property Sales Data and reproduction of that data in any way without the consent of the State of Victoria will constitute a breach of the Copyright Act 1968 (cth). The State of Victoria does not warrant the accuracy or completeness of the Property Sales Data and any person using or relying upon such information does so on the basis that the State of Victoria accepts no responsibility or liability whatsoever for any errors, faults, defects or omissions in the information supplied.