



Lovely Banks

# Suburb Report



Your connection to property insights



JellisCraig

Median house price<sup>1</sup>

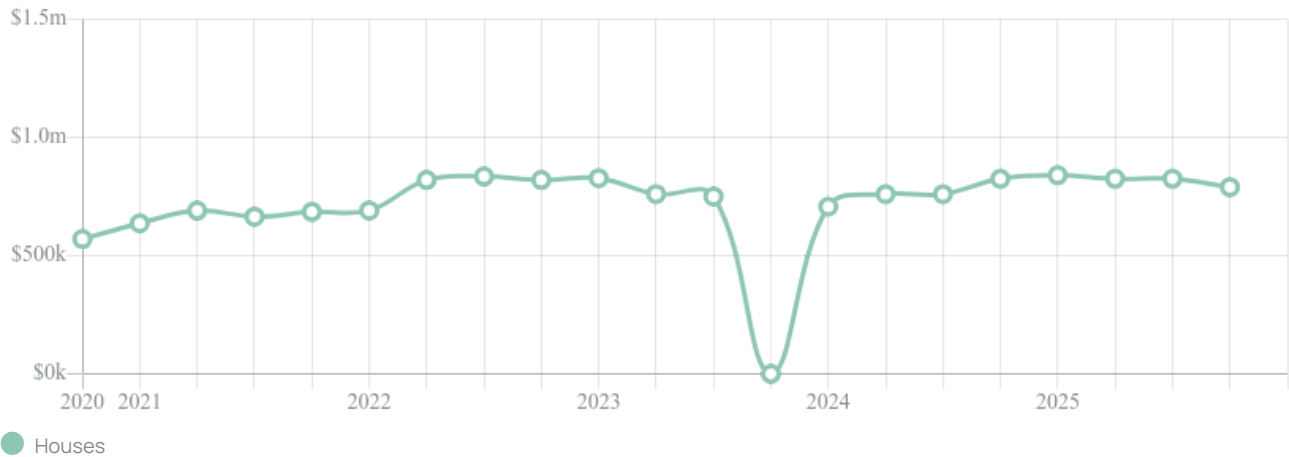
Median

\$790k

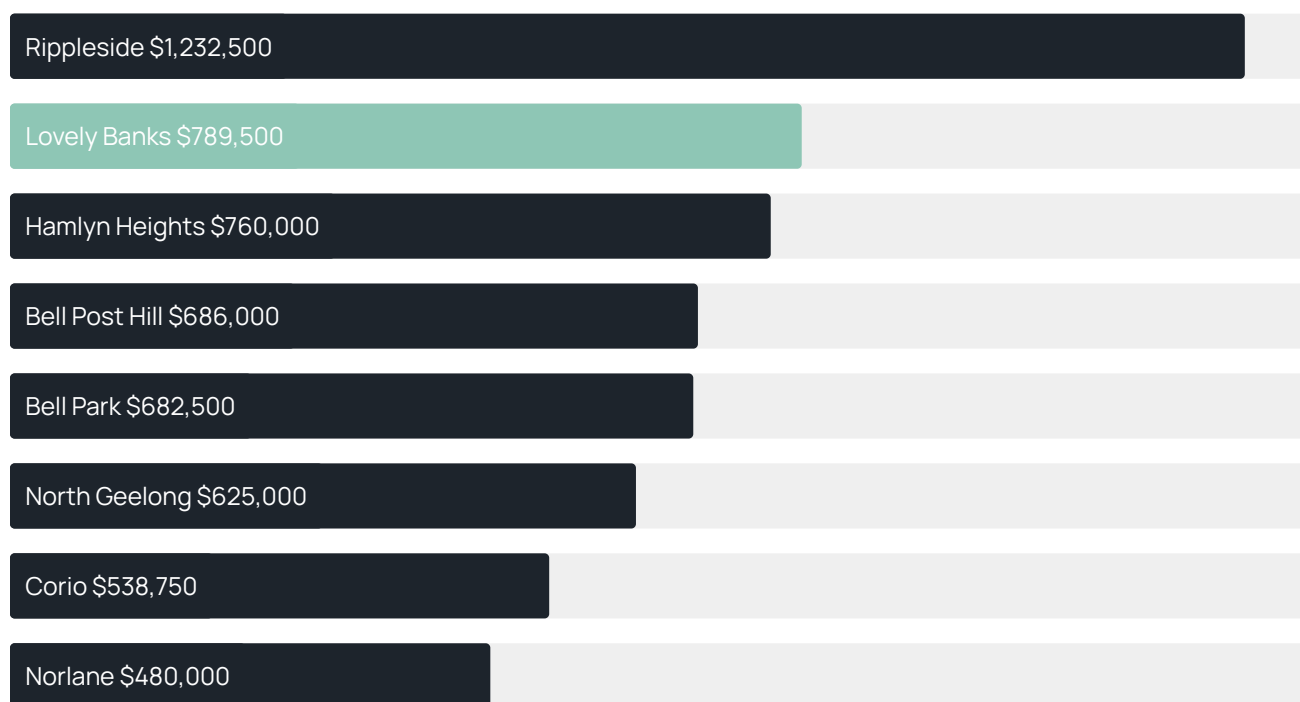
Quarterly price change

-4.30%↓

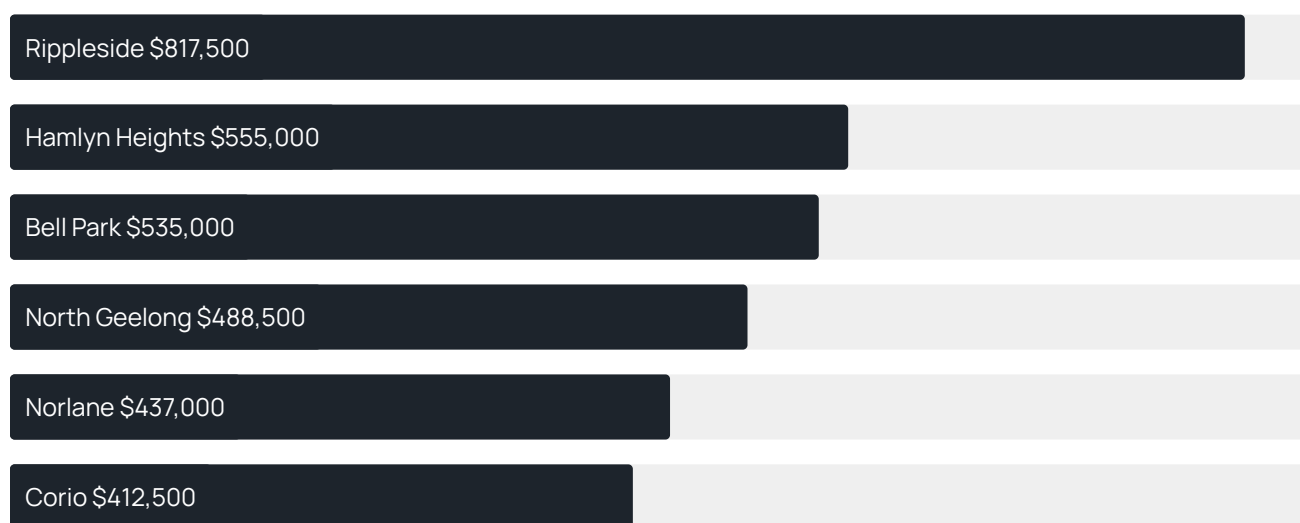
Quarterly price change<sup>1</sup>



### Median house price<sup>1</sup>



### Median unit price<sup>1</sup>



Sale method<sup>2</sup>

● Private 100%

Median days on market<sup>3</sup>

33 days

Average hold period<sup>1</sup>

7.6 years

Dwelling type<sup>5</sup>

● Houses 91% ● Units 9%

Ownership<sup>5</sup>

● Owned outright 37% ● Mortgaged 52% ● Rented 11%

Population<sup>5</sup>

2,782

Median asking rent<sup>1</sup>

\$580 per week

Median age<sup>5</sup>

37 years

Rental yield<sup>1</sup>

3.65%











Median household size<sup>5</sup>

2.9 people











## LOVELY BANKS SUBURB REPORT

## Recent Lovely Banks sales











Discover a snapshot of the most recent results for this suburb, to view the full 12 months of sales history, please go to [jellisCraig.com.au/suburb-reports](https://jellisCraig.com.au/suburb-reports)

Address	Bedrooms	Type	Price	Sold
 33 Coakley Cr Lovely Banks	4	House	\$865,000	21 Jan 2026
 361 Anakie Rd Lovely Banks	3	House	\$690,000	16 Jan 2026
 307 Anakie Rd Lovely Banks	3	House	\$700,000	23 Dec 2025
 58 Haugh St Lovely Banks	3	House	\$790,000	19 Dec 2025
 15 Uneta Ct Lovely Banks	4	House	\$825,000	18 Dec 2025
 50 Eva Pl Lovely Banks	6	House	\$3,100,000	12 Dec 2025
 89 Matthews Rd Lovely Banks	4	House	\$802,000	10 Dec 2025
 1 Cowan Ct Lovely Banks	2	House	\$550,000	02 Dec 2025
 215 Purnell Rd Lovely Banks	3	House	\$1,180,000	02 Dec 2025
 23 Coakley Cr Lovely Banks	4	House	\$865,000	02 Dec 2025

## LOVELY BANKS SUBURB REPORT

Address	Bedrooms	Type	Price	Sold
 10 Canary Ct Lovely Banks	3	House	\$695,000	26 Nov 2025
 33/180 Cox Rd Lovely Banks	2	Flat/Unit/Apartment	\$360,000	26 Nov 2025
 15 Odwyer Ct Lovely Banks	3	House	\$680,000	24 Nov 2025
 47 Haugh St Lovely Banks	3	House	\$800,000	24 Oct 2025
 15/180 Cox Rd Lovely Banks	2	Unit	\$420,000	16 Oct 2025
 7 Corr Pl Lovely Banks	4	House	\$630,000	16 Oct 2025
 17 Lucerne Ct Lovely Banks	0	Land	\$415,000	05 Oct 2025
 19 Nolan Pl Lovely Banks	3	House	\$880,000	12 Sep 2025
 125 Lovely Banks Rd Lovely Banks	3	House	\$1,475,000	09 Sep 2025
 26 Haugh St Lovely Banks	4	House	\$785,000	03 Sep 2025

## LOVELY BANKS SUBURB REPORT

Address	Bedrooms	Type	Price	Sold
 357 Anakie Rd Lovely Banks	3	House	\$715,000	18 Aug 2025
 6 Thornton Cl Lovely Banks	3	House	\$730,000	15 Aug 2025
 190b Cox Rd LOVELY BANKS	2	Unit	\$371,000	14 Aug 2025
 190a Cox Rd Lovely Banks	2	Unit	\$372,000	05 Aug 2025
 30 Lachlan Ct Lovely Banks	5	House	\$1,320,000	21 Jul 2025
 81 Matthews Rd Lovely Banks	3	House	\$700,000	18 Jul 2025
 76 Haugh St Lovely Banks	4	House	\$794,000	16 Jul 2025
 12 Haugh St Lovely Banks	3	House	\$590,000	14 Jul 2025
 1/71 Matthews Rd Lovely Banks	2	Unit	\$450,000	04 Jul 2025
 191 Goldsworthy Rd Lovely Banks	4	House	\$765,000	30 Jun 2025





**Jellis Craig Geelong**  
205 Pakington Street, Geelong West  
(03) 5222 7772

Jellis Craig acknowledges and pays our respects to the Bunurong People, the Wadawurrung People, the Dja Dja Wurrung People and the Wurundjeri People as the Traditional Owners and original custodians of the lands on which Jellis Craig operates.

---

Data is current as of PDF generation date 13/02/2026

- 1 Property Data Online, updated quarterly for the past 12 months
- 2 Property Data Online, updated daily for the past 12 months
- 3 Property Data Online, updated daily for the past quarter
- 4 Jellis Craig's average inspection attendance per listing (houses) over the last 12 months, updated daily
- 5 2021 Australian Census
- 6 Property Data Online, updated daily

This publication contains data, analytics, statistics and other information supplied by PROPERTYDATAONLINE PTY LTD (PropertyData). The data provided in this publication is of a general nature and should not be construed as specific advice or relied upon in lieu of appropriate professional advice.

PropertyData relies upon data supplied by third parties and while the data is checked and reviewed, PropertyData does not warrant the accuracy or completeness of the information to the full extent permitted by the law and excludes all loss or damage howsoever arising (including through negligence) in connection with the data supplied by PropertyData. The State of Victoria owns the copyright in the Property Sales Data and reproduction of that data in any way without the consent of the State of Victoria will constitute a breach of the Copyright Act 1968 (cth). The State of Victoria does not warrant the accuracy or completeness of the Property Sales Data and any person using or relying upon such information does so on the basis that the State of Victoria accepts no responsibility or liability whatsoever for any errors, faults, defects or omissions in the information supplied.