



Lucas

Suburb Report



Your connection to property insights



JellisCraig

LUCAS SUBURB REPORT

Median house price¹

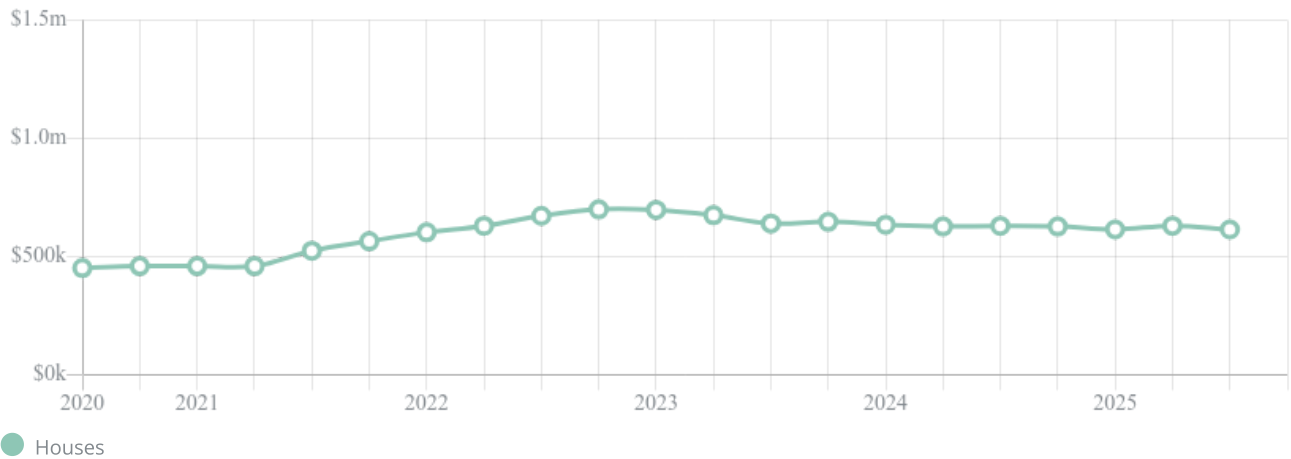
Median

\$615k

Quarterly price change

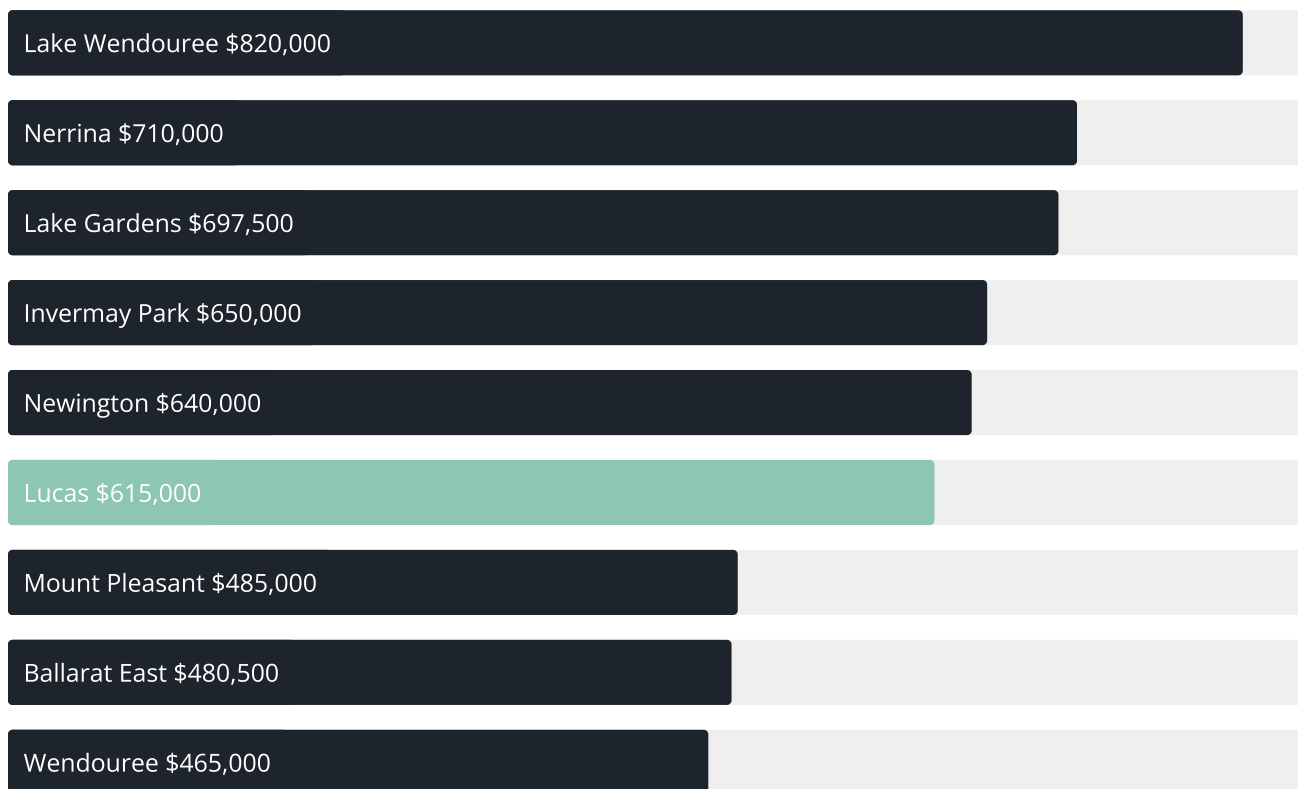
-2.38% ↓

Quarterly price change¹




LUCAS SUBURB REPORT

Median house price¹



Median unit price¹



Sale method²Median days on market³

43 days

Jellis Craig average inspection attendance per listing⁴

43 groups

Average hold period¹

2.5 years

Dwelling type⁵Ownership⁵Population⁵

2,994

Median asking rent¹

\$475 per week

Population growth⁵

195.27%

Rental yield¹

3.81%

Median age⁵

32 years











Median household size⁵

2.8 people











LUCAS SUBURB REPORT

Recent Lucas sales











Discover a snapshot of the most recent results for this suburb, to view the full 12 months of sales history, please go to jellisraig.com.au/suburb-reports

| Address | Bedrooms | Type | Price | Sold |
|--|----------|-------|-----------|-------------|
|  14 Shortridge Dr Lucas | 4 | House | \$730,000 | 19 Dec 2025 |
|  85 Shortridge Dr Lucas | 4 | House | \$805,000 | 16 Dec 2025 |
|  32 Craven St Lucas | 4 | House | \$621,000 | 01 Dec 2025 |
|  22 Hollioake Dr Lucas | 3 | House | \$625,000 | 26 Nov 2025 |
|  4 Eleanor Dr Lucas | 4 | House | \$730,000 | 26 Nov 2025 |
|  21 Lakeland Dr Lucas | 4 | House | \$742,500 | 21 Nov 2025 |
|  12 Tunbridge St Lucas | 4 | House | \$646,000 | 20 Nov 2025 |
|  36 Grainger Pde Lucas | 4 | House | \$695,000 | 19 Nov 2025 |
|  12 Matheson St Lucas | 4 | House | \$606,000 | 14 Nov 2025 |
|  23 Crowther Dr Lucas | 4 | House | \$660,000 | 13 Nov 2025 |

LUCAS SUBURB REPORT

| Address | Bedrooms | Type | Price | Sold |
|--|----------|-------|-----------|-------------|
|  3 Whatman St Lucas | 3 | House | \$585,000 | 13 Nov 2025 |
|  8 Lorensini Rd Lucas | 4 | House | \$610,000 | 12 Nov 2025 |
|  6 Sutcliffe St Lucas | 4 | House | \$761,000 | 12 Nov 2025 |
|  42 Crowther Dr Lucas | 3 | House | \$610,000 | 12 Nov 2025 |
|  15 Marshall Rd Lucas | 4 | House | \$561,500 | 10 Nov 2025 |
|  20 Moore Way Lucas | 4 | House | \$760,000 | 10 Nov 2025 |
|  4 Pernonie St Lucas | 4 | House | \$605,000 | 06 Nov 2025 |
|  8 Kernick St Lucas | 4 | House | \$705,000 | 05 Nov 2025 |
|  49 Warburton Dr Lucas | 2 | House | \$415,000 | 05 Nov 2025 |
|  13 Brind Way Lucas | 4 | House | \$610,000 | 03 Nov 2025 |

LUCAS SUBURB REPORT

| Address | Bedrooms | Type | Price | Sold |
|---|----------|-------|-----------|-------------|
|  18 Heathcote Dr Lucas | 4 | House | \$657,500 | 31 Oct 2025 |
|  25 Hutchinson Dr Lucas | 3 | House | \$649,000 | 29 Oct 2025 |
|  1 Rooney Cr Lucas | 3 | House | \$645,000 | 28 Oct 2025 |
|  29 Betteridge St Lucas | 4 | House | \$600,000 | 24 Oct 2025 |
|  13 Whatman St Lucas | 4 | House | \$645,000 | 24 Oct 2025 |
|  19 Cropley St Lucas | 4 | House | \$657,000 | 23 Oct 2025 |
|  4 Warburton Dr Lucas | 4 | House | \$550,000 | 22 Oct 2025 |
|  1 Harris Dr Lucas | 4 | House | \$650,500 | 21 Oct 2025 |
|  15 Kernick St Lucas | 3 | House | \$671,000 | 21 Oct 2025 |
|  38 Crowther Dr Lucas | 4 | House | \$667,000 | 17 Oct 2025 |



Jellis Craig Ballarat
1211 Sturt Street, Ballarat
03 5329 2500

Jellis Craig acknowledges and pays our respects to the Bunurong People, the Wadawurrung People, the Dja Dja Wurrung People and the Wurundjeri People as the Traditional Owners and original custodians of the lands on which Jellis Craig operates.

Data is current as of PDF generation date 08/01/2026

- 1 Property Data Online, updated quarterly for the past 12 months
- 2 Property Data Online, updated daily for the past 12 months
- 3 Property Data Online, updated daily for the past quarter
- 4 Jellis Craig's average inspection attendance per listing (houses) over the last 12 months, updated daily
- 5 2021 Australian Census
- 6 Property Data Online, updated daily

This publication contains data, analytics, statistics and other information supplied by PROPERTYDATAONLINE PTY LTD (PropertyData). The data provided in this publication is of a general nature and should not be construed as specific advice or relied upon in lieu of appropriate professional advice.

PropertyData relies upon data supplied by third parties and while the data is checked and reviewed, PropertyData does not warrant the accuracy or completeness of the information to the full extent permitted by the law and excludes all loss or damage howsoever arising (including through negligence) in connection with the data supplied by PropertyData. The State of Victoria owns the copyright in the Property Sales Data and reproduction of that data in any way without the consent of the State of Victoria will constitute a breach of the Copyright Act 1968 (cth). The State of Victoria does not warrant the accuracy or completeness of the Property Sales Data and any person using or relying upon such information does so on the basis that the State of Victoria accepts no responsibility or liability whatsoever for any errors, faults, defects or omissions in the information supplied.