



Maidstone

Suburb Report



Your connection to property insights



JellisCraig

MAIDSTONE SUBURB REPORT

Median house price¹

Median

\$910k

Quarterly price change

3.40% ↑

Median unit price¹

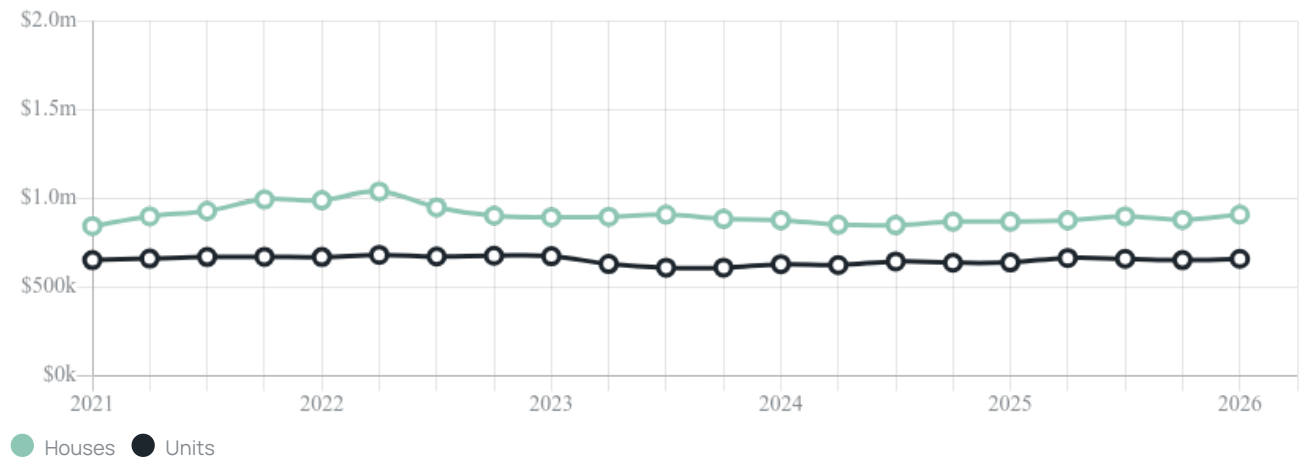
Median

\$660k

Quarterly price change

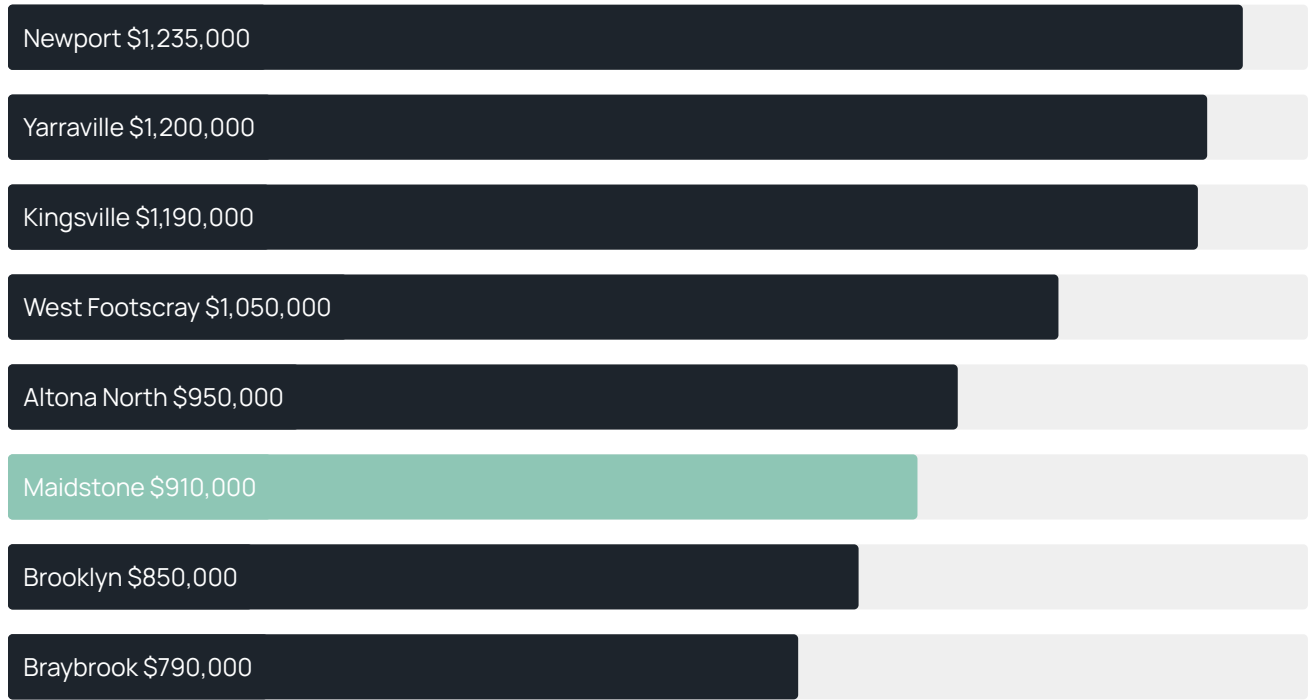
1.14% ↑

Quarterly price change¹

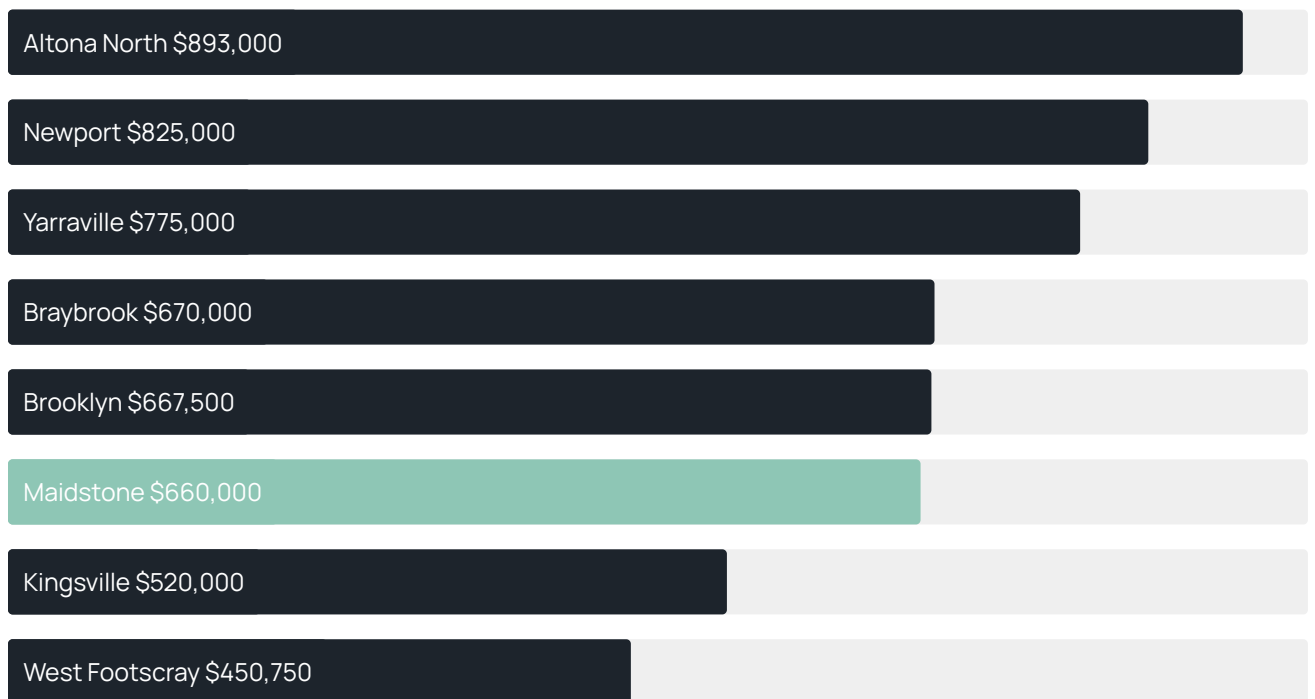


MAIDSTONE SUBURB REPORT

Median house price¹



Median unit price¹



Sale method²



● Auction 58%
● Private 42%

Auction clearance rate³

69.44%

Median days on market³

27 days

Jellis Craig average inspection attendance per listing⁴

27 groups

Average hold period¹

6.4 years

Dwelling type⁵



● Houses 47% ● Units 53%

Ownership⁵



● Owned outright 23% ● Mortgaged 37% ● Rented 40%

Population⁵

9,389

Median asking rent¹

\$600 per week

Population growth⁵

3.95%

Rental yield¹

3.32%

Median age⁵

34 years











Median household size⁵

2.5 people











MAIDSTONE SUBURB REPORT

Recent Maidstone sales











Discover a snapshot of the most recent results for this suburb, to view the full 12 months of sales history, please go to jellisCraig.com.au/suburb-reports

Address	Bedrooms	Type	Price	Sold
 66 Mitchell St Maidstone	4	House	\$1,700,000	30 May 2026
 3 Radio St Maidstone	2	House	\$915,000	23 May 2026
 75 Madden St MAIDSTONE	3	House	\$1,130,000	23 May 2026
 23 Deakin St Maidstone	2	House	\$900,000	23 May 2026
 1/11 Yardley Ct Maidstone	3	Townhouse	\$831,000	22 May 2026
 3b Raglan Ct Maidstone	4	Townhouse	\$950,000	22 May 2026
 15 Yellow Box St Maidstone	3	House	\$795,000	22 May 2026
 7/39 Rosamond Rd Maidstone	2	Townhouse	\$610,000	21 May 2026
 4 Kanooka Dr Maidstone	3	Townhouse	\$850,000	20 May 2026
 5/39 Rosamond Rd Maidstone	3	Townhouse	\$735,000	14 May 2026

MAIDSTONE SUBURB REPORT

Address	Bedrooms	Type	Price	Sold
 17 Fisher St Maidstone	2	House	\$860,000	14 May 2026
 20/8 Crefden St Maidstone	2	Apartment	\$441,000	12 May 2026
 1/12 Clarendon St MAIDSTONE	3	House	\$690,000	07 May 2026
 2/111 Mitchell St Maidstone	3	Townhouse	\$890,000	05 May 2026
 42/8 Crefden St Maidstone	2	Unit	\$457,000	04 May 2026
 31 Fisher St Maidstone	4	House	\$1,060,000	02 May 2026
 2/29 Burns St Maidstone	2	Townhouse	\$700,000	02 May 2026
 126 Ballarat Rd Maidstone	4	House	\$912,000	27 Apr 2026
 39 Crefden St Maidstone	3	Townhouse	\$635,000	25 Apr 2026
 11 Albert Facey St Maidstone	3	House	\$1,230,000	23 Apr 2026

MAIDSTONE SUBURB REPORT

Address	Bedrooms	Type	Price	Sold
 18/44 Eucalyptus Dr Maidstone	2	Apartment	\$350,000	22 Apr 2026
 38C Suffolk St Maidstone	3	Townhouse	\$905,000	22 Apr 2026
 74 Ballarat Rd Maidstone	2	House	\$680,000	21 Apr 2026
 44 Cathcart St Maidstone	3	House	\$830,000	20 Apr 2026
 3 Pullar St Maidstone	4	House	\$1,250,000	18 Apr 2026
 38/46 Eucalyptus Dr Maidstone	2	Apartment	\$385,000	15 Apr 2026
 23 Crefden St Maidstone	3	Townhouse	\$645,000	11 Apr 2026
 12 Havelock St Maidstone	3	House	\$777,000	11 Apr 2026
 42 Suffolk St Maidstone	3	House	\$1,210,000	10 Apr 2026
 3/21 Baird St Maidstone	3	Townhouse	\$757,000	10 Apr 2026



Jellis Craig Kensington
291 Racecourse Road, Kensington
03 8378 0500

Jellis Craig acknowledges and pays our respects to the Bunurong People, the Wadawurrung People, the Dja Dja Wurrung People and the Wurundjeri People as the Traditional Owners and original custodians of the lands on which Jellis Craig operates.

Data is current as of PDF generation date 01/06/2026

- 1 Property Data Online, updated quarterly for the past 12 months
- 2 Property Data Online, updated daily for the past 12 months
- 3 Property Data Online, updated daily for the past quarter
- 4 Jellis Craig's average inspection attendance per listing (houses) over the last 12 months, updated daily
- 5 2021 Australian Census
- 6 Property Data Online, updated daily

This publication contains data, analytics, statistics and other information supplied by PROPERTYDATAONLINE PTY LTD (PropertyData). The data provided in this publication is of a general nature and should not be construed as specific advice or relied upon in lieu of appropriate professional advice.

PropertyData relies upon data supplied by third parties and while the data is checked and reviewed, PropertyData does not warrant the accuracy or completeness of the information to the full extent permitted by the law and excludes all loss or damage howsoever arising (including through negligence) in connection with the data supplied by PropertyData. The State of Victoria owns the copyright in the Property Sales Data and reproduction of that data in any way without the consent of the State of Victoria will constitute a breach of the Copyright Act 1968 (cth). The State of Victoria does not warrant the accuracy or completeness of the Property Sales Data and any person using or relying upon such information does so on the basis that the State of Victoria accepts no responsibility or liability whatsoever for any errors, faults, defects or omissions in the information supplied.