



Maidstone

Suburb Report



Your connection to property insights



JellisCraig

MAIDSTONE SUBURB REPORT

Median house price¹

Median

\$910k

Quarterly price change

3.40% ↑

Median unit price¹

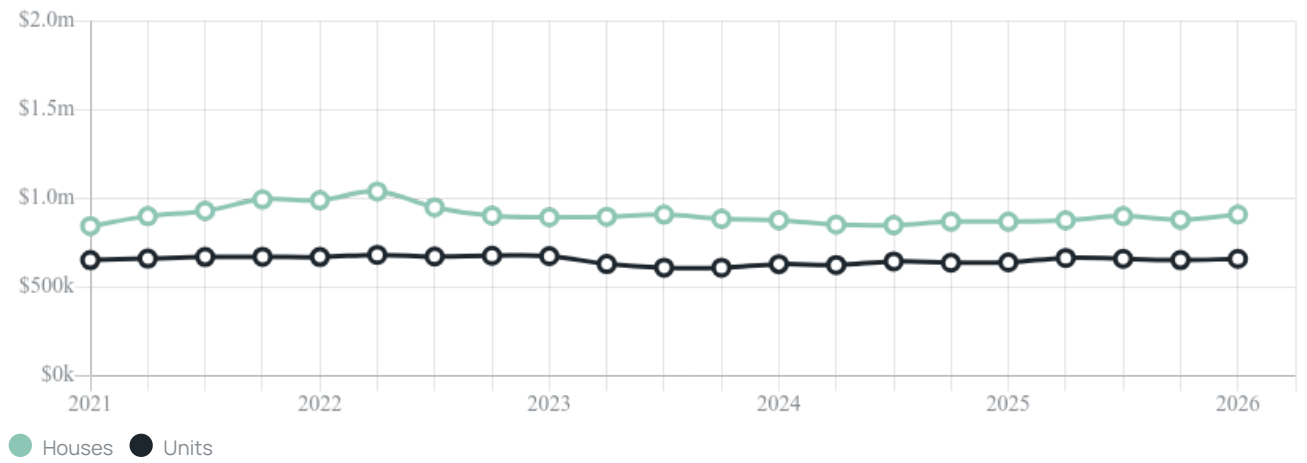
Median

\$660k

Quarterly price change

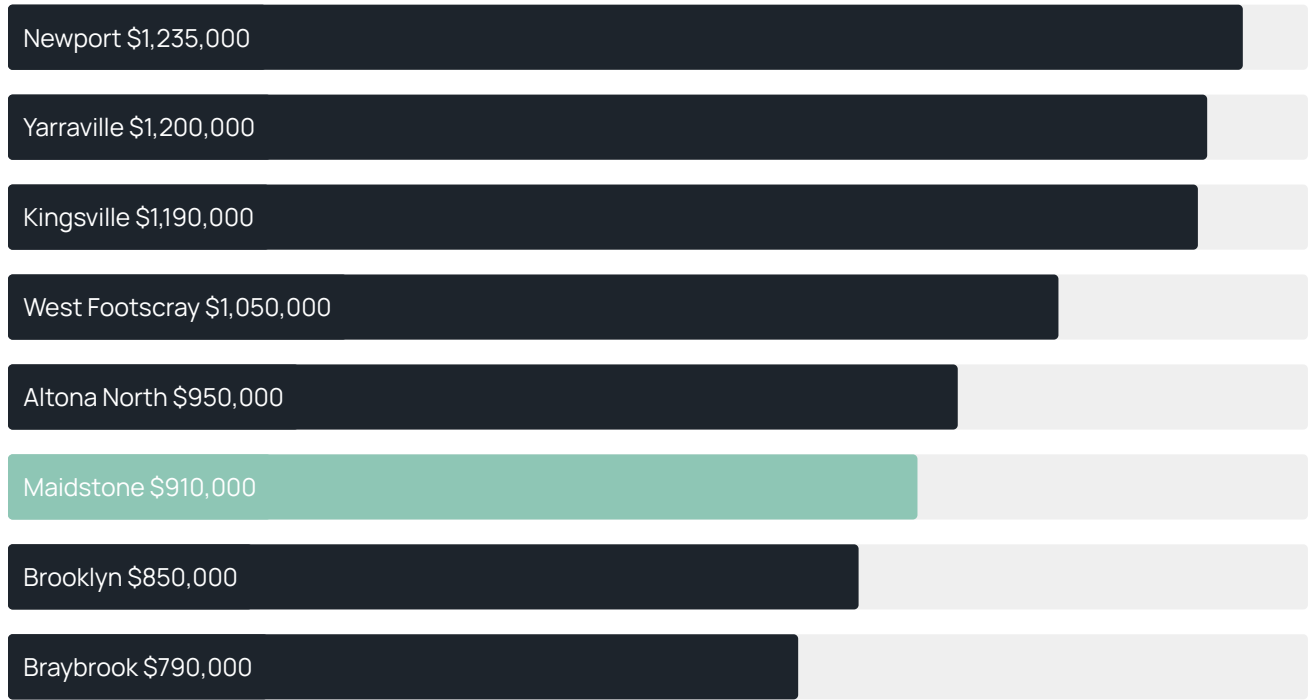
1.14% ↑

Quarterly price change¹

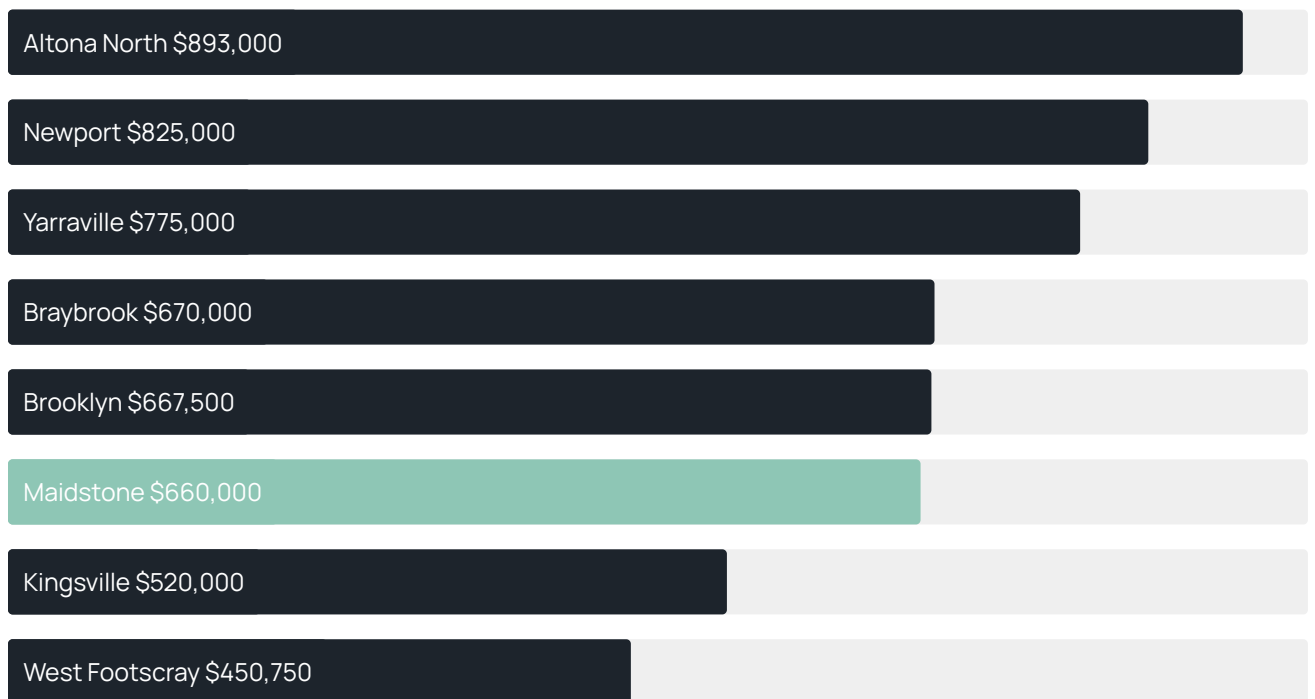


MAIDSTONE SUBURB REPORT

Median house price¹



Median unit price¹



Sale method²



● Auction 60%
● Private 40%

Auction clearance rate³

66.67%

Median days on market³

27 days

Jellis Craig average inspection attendance per listing⁴

27 groups

Average hold period¹

6.4 years

Dwelling type⁵



● Houses 47% ● Units 53%

Ownership⁵



● Owned outright 23% ● Mortgaged 37% ● Rented 40%

Population⁵

9,389

Median asking rent¹

\$600 per week

Population growth⁵

3.95%

Rental yield¹

3.32%

Median age⁵

34 years











Median household size⁵

2.5 people











MAIDSTONE SUBURB REPORT

Recent Maidstone sales











Discover a snapshot of the most recent results for this suburb, to view the full 12 months of sales history, please go to jellisraig.com.au/suburb-reports

Address	Bedrooms	Type	Price	Sold
 39 Crefden St Maidstone	3	Townhouse	\$635,000	25 Apr 2026
 11 Albert Facey St Maidstone	3	House	\$1,230,000	23 Apr 2026
 18/44 Eucalyptus Dr Maidstone	2	Apartment	\$350,000	22 Apr 2026
 74 Ballarat Rd Maidstone	2	House	\$680,000	21 Apr 2026
 44 Cathcart St Maidstone	3	House	\$830,000	20 Apr 2026
 3 Pullar St Maidstone	4	House	\$1,250,000	18 Apr 2026
 38/46 Eucalyptus Dr Maidstone	2	Apartment	\$385,000	14 Apr 2026
 12 Havelock St Maidstone	3	House	\$777,000	11 Apr 2026
 23 Crefden St Maidstone	3	Townhouse	\$645,000	11 Apr 2026
 3/21 Baird St Maidstone	3	Townhouse	\$757,000	10 Apr 2026

MAIDSTONE SUBURB REPORT

Address	Bedrooms	Type	Price	Sold
 42 Suffolk St Maidstone	3	House	\$1,210,000	10 Apr 2026
 1/10 Clarendon St Maidstone	3	House	\$785,000	08 Apr 2026
 32 Dunedin St Maidstone	5	House	\$1,045,000	08 Apr 2026
 3 Crefden St Maidstone	3	House	\$740,000	31 Mar 2026
 3 Winston St Maidstone	2	House	\$871,000	28 Mar 2026
 2/17 Dunedin St Maidstone	2	Townhouse	\$620,000	27 Mar 2026
 7 Kiln Wlk Maidstone	3	Townhouse	\$670,000	26 Mar 2026
 1/9 Cambridge St Maidstone	3	House	\$816,000	21 Mar 2026
 4 Suffolk St Maidstone	3	House	\$1,245,000	21 Mar 2026
 32 Delacey St MAIDSTONE	3	House	\$975,000	20 Mar 2026

MAIDSTONE SUBURB REPORT

Address	Bedrooms	Type	Price	Sold
 6 Lindenow St Maidstone	3	House	\$1,390,000	14 Mar 2026
 3/11 Edmund St Maidstone	2	Unit	\$515,000	12 Mar 2026
 54 Ballarat Rd Maidstone	5	House	\$1,168,000	10 Mar 2026
 2/26 Burns St Maidstone	2	Unit	\$517,000	09 Mar 2026
 41/44 Eucalyptus Dr Maidstone	2	Strata Unit/Flat	\$385,000	06 Mar 2026
 36 Scovell Cr Maidstone	3	House	\$1,111,000	06 Mar 2026
 38 Lindenow St Maidstone	3	House	\$973,000	04 Mar 2026
 102 Ballarat Rd Maidstone	3	House	\$718,000	03 Mar 2026
 17a Carlyle St Maidstone	3	Townhouse	\$833,000	03 Mar 2026
 150 Ashley St Maidstone	2	House	\$1,100,000	28 Feb 2026



Jellis Craig Kensington
291 Racecourse Road, Kensington
03 8378 0500

Jellis Craig acknowledges and pays our respects to the Bunurong People, the Wadawurrung People, the Dja Dja Wurrung People and the Wurundjeri People as the Traditional Owners and original custodians of the lands on which Jellis Craig operates.

Data is current as of PDF generation date 01/05/2026

- 1 Property Data Online, updated quarterly for the past 12 months
- 2 Property Data Online, updated daily for the past 12 months
- 3 Property Data Online, updated daily for the past quarter
- 4 Jellis Craig's average inspection attendance per listing (houses) over the last 12 months, updated daily
- 5 2021 Australian Census
- 6 Property Data Online, updated daily

This publication contains data, analytics, statistics and other information supplied by PROPERTYDATAONLINE PTY LTD (PropertyData). The data provided in this publication is of a general nature and should not be construed as specific advice or relied upon in lieu of appropriate professional advice.

PropertyData relies upon data supplied by third parties and while the data is checked and reviewed, PropertyData does not warrant the accuracy or completeness of the information to the full extent permitted by the law and excludes all loss or damage howsoever arising (including through negligence) in connection with the data supplied by PropertyData. The State of Victoria owns the copyright in the Property Sales Data and reproduction of that data in any way without the consent of the State of Victoria will constitute a breach of the Copyright Act 1968 (cth). The State of Victoria does not warrant the accuracy or completeness of the Property Sales Data and any person using or relying upon such information does so on the basis that the State of Victoria accepts no responsibility or liability whatsoever for any errors, faults, defects or omissions in the information supplied.