

JellisCraig

MALDON

Suburb Report

Know your neighbourhood.



MALDON SUBURB REPORT

Median House Price*

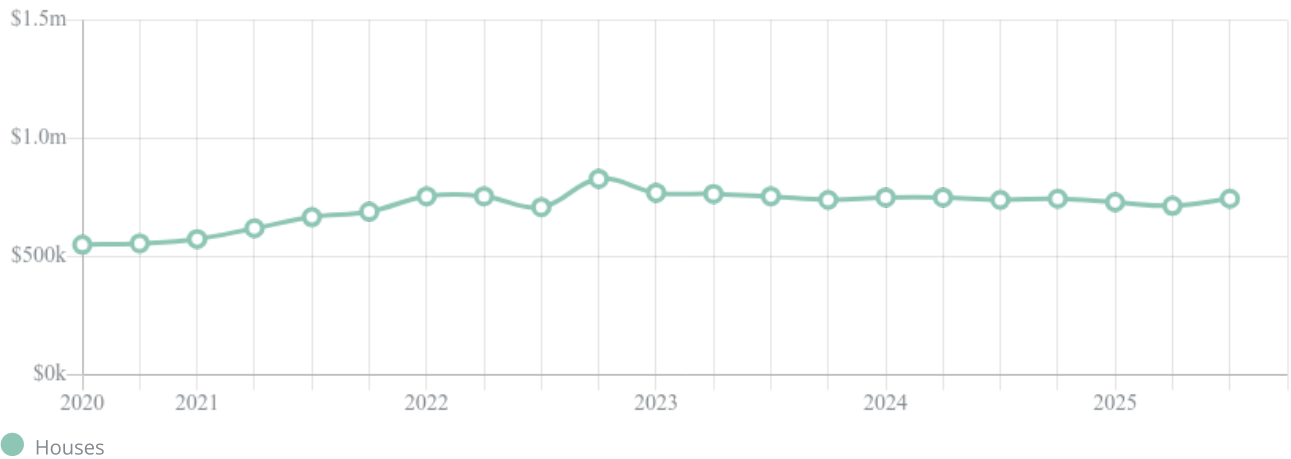
Median

\$745k

Quarterly Price Change

4.19% ↑

Quarterly Price Change*



Median House Sale Price*



MALDON SUBURB REPORT

Sale Method^{*}

● Private 100%

Median Days on Market[^]

154 days

Average Hold Period^{*}

5.0 years

Dwelling Type[^]

● Houses 98% ● Units 2%

Ownership[^]

● Owned Outright 61% ● Mortgaged 35% ● Rented 5%

Population[^]

1,665

Median Asking Rent per week^{*}

\$450

Population Growth[^]

10.05%

Rental Yield^{*}

2.82%

Median Age[^]











60 years

Median Household Size[^]











1.9 people

MALDON SUBURB REPORT











Discover a snapshot of the most recent results for this suburb, to view the full 12 months of sales history, please go to jellisicraig.com.au/suburbinsights

Address	Bedrooms	Type	Price	Sold
 79 Church St Maldon	3	House	\$965,000	17 Dec 2025
 7 Phoenix St Maldon	4	House	\$640,000	11 Dec 2025
 48 Chapel St Maldon	2	House	\$730,000	08 Dec 2025
 59 Templeton St Maldon	3	House	\$670,000	01 Dec 2025
 14 Gray St Maldon	3	House	\$730,000	14 Nov 2025
 14a Gray St Maldon	1	House	\$730,000	10 Nov 2025
 24 Adair St MALDON	4	House	\$2,100,001	28 Oct 2025
 46 Castlemaine Rd MALDON	3	House	\$600,000	21 Oct 2025
 8 Parker St Maldon	2	House	\$860,000	08 Oct 2025
 12 Stump St Maldon	2	House	\$556,500	29 Sep 2025

MALDON SUBURB REPORT

Address	Bedrooms	Type	Price	Sold
 17 Newstead Rd Maldon	3	House	\$885,000	09 Sep 2025
 3 Union St Maldon	4	House	\$1,350,000	03 Sep 2025
 28 Mt Tarrengower Rd Maldon	2	House	\$620,000	30 Aug 2025
 34 Franklin St Maldon	4	House	\$895,000	15 Aug 2025
 9 Fountain St Maldon	2	House	\$860,000	13 Aug 2025
 14 Church St Maldon	3	House	\$730,000	07 Aug 2025
 35-37 Main St MALDON	4	House	\$1,250,000	17 Jul 2025
 19 Polsue St Maldon	3	House	\$595,000	17 Jun 2025
 4 Morris St MALDON	2	House	\$535,000	12 Jun 2025
 129 High St Maldon	3	House	\$745,000	23 May 2025

MALDON SUBURB REPORT

Address	Bedrooms	Type	Price	Sold
 80 Parkins Reef Rd Maldon	4	House	\$760,000	22 May 2025
 79c High St Maldon	2	House	\$520,000	08 May 2025
 57 Templeton St Maldon	3	House	\$600,000	09 Apr 2025
 11 Parkins Reef Rd Maldon	3	House	\$739,000	03 Apr 2025
 11 Polsue St Maldon	3	House	\$678,000	31 Mar 2025
 2b Stump St Maldon	4	House	\$1,386,000	31 Mar 2025
 39a Franklin St Maldon	2	House	\$605,000	26 Mar 2025
 157 High St Maldon	2	House	\$689,000	27 Feb 2025
 23 Rowes Rd Maldon	3	House	\$900,000	19 Feb 2025
 50 Adair St Maldon	3	House	\$930,000	11 Feb 2025



jellisraig.com.au

Data is current as of PDF generation date 01/01/2026

* Updated Quarterly for the past 12 months

^ Updated daily for the past quarter

~ Updated daily: 33 recent results.

This publication contains data, analytics, statistics and other information supplied by PROPERTYDATAONLINE PTY LTD (PropertyData). The data provided in this publication is of a general nature and should not be construed as specific advice or relied upon in lieu of appropriate professional advice.

PropertyData relies upon data supplied by third parties and while the data is checked and reviewed, PropertyData does not warrant the accuracy or completeness of the information to the full extent permitted by the law and excludes all loss or damage howsoever arising (including through negligence) in connection with the data supplied by PropertyData. The State of Victoria owns the copyright in the Property Sales Data and reproduction of that data in any way without the consent of the State of Victoria will constitute a breach of the Copyright Act 1968 (cth). The State of Victoria does not warrant the accuracy or completeness of the Property Sales Data and any person using or relying upon such information does so on the basis that the State of Victoria accepts no responsibility or liability whatsoever for any errors, faults, defects or omissions in the information supplied.