



Malmsbury

# Suburb Report



Your connection to property insights



**JellisCraig**

MALMSBURY SUBURB REPORT

Median house price<sup>1</sup>

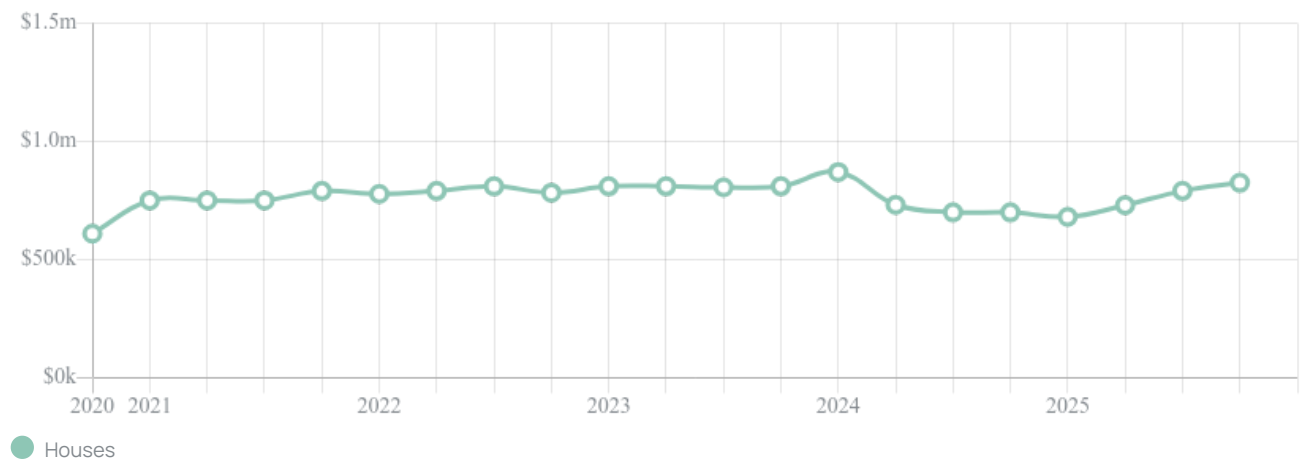
Median

\$825k

Quarterly price change

4.43% ↑

Quarterly price change<sup>1</sup>



### Median house price<sup>1</sup>



Sale method<sup>2</sup>



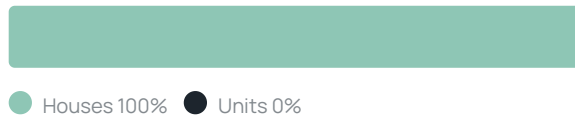
Jellis Craig average inspection attendance per listing<sup>4</sup>  
groups

---

Average hold period<sup>1</sup>  
6.6 years

---

Dwelling type<sup>5</sup>



Ownership<sup>5</sup>



Population<sup>5</sup>

905

---

Median asking rent<sup>1</sup>

\$650 per week

---

Population growth<sup>5</sup>

8.90%

---

Rental yield<sup>1</sup>

3.35%

---

Median age<sup>5</sup>

45 years

---

Median household size<sup>5</sup>











2.4 people

---










## MALMSBURY SUBURB REPORT

### Recent Malmsbury sales

Discover a snapshot of the most recent results for this suburb, to view the full 12 months of sales history, please go to [jellisraig.com.au/suburb-reports](http://jellisraig.com.au/suburb-reports)

Address	Bedrooms	Type	Price	Sold
 28 Ross St Malmsbury	2	House	\$660,000	26 Mar 2026
 10 Young St Malmsbury	4	House	\$900,000	27 Dec 2025
 16 Bennett St Malmsbury	3	Land	\$250,000	07 Dec 2025
 40 Mitchell St Malmsbury	3	House	\$815,000	04 Dec 2025
 34 Davy St Malmsbury	3	House	\$930,000	28 Nov 2025
 48 Ross St Malmsbury	3	House	\$835,000	26 Nov 2025
 13 Drake St MALMSBURY	3	House	\$767,000	24 Nov 2025
 14 Walsh St Malmsbury	3	House	\$600,000	10 Oct 2025
 51 Mollison St Malmsbury	4	House	\$1,060,000	02 Oct 2025
 13 Clowes St Malmsbury	4	House	\$840,000	31 Jul 2025

## MALMSBURY SUBURB REPORT

Address	Bedrooms	Type	Price	Sold
 43 Bennett St Malmsbury	4	House	\$700,000	15 Jul 2025
 23 Lasslett St Malmsbury	3	House	\$1,130,000	10 Jul 2025
 71 Bever St Malmsbury	4	House	\$930,000	07 Jul 2025
 5 Sullivan St Malmsbury	4	House	\$705,000	16 Jun 2025
 21 Campbell St Malmsbury	2	House	\$690,000	13 Jun 2025
 13 Walsh St Malmsbury	3	House	\$730,000	08 May 2025
 20 Drake St MALMSBURY	2	House	\$885,000	16 Apr 2025
 5 Tucker St Malmsbury	4	House	\$850,000	11 Apr 2025
 19 Sullivan St MALMSBURY	3	House	\$610,000	02 Apr 2025



Jellis Craig acknowledges and pays our respects to the Bunurong People, the Wadawurrung People, the Dja Dja Wurrung People and the Wurundjeri People as the Traditional Owners and original custodians of the lands on which Jellis Craig operates.

---

Data is current as of PDF generation date 01/04/2026

- 1 Property Data Online, updated quarterly for the past 12 months
- 2 Property Data Online, updated daily for the past 12 months
- 3 Property Data Online, updated daily for the past quarter
- 4 Jellis Craig's average inspection attendance per listing (houses) over the last 12 months, updated daily
- 5 2021 Australian Census
- 6 Property Data Online, updated daily

This publication contains data, analytics, statistics and other information supplied by PROPERTYDATAONLINE PTY LTD (PropertyData). The data provided in this publication is of a general nature and should not be construed as specific advice or relied upon in lieu of appropriate professional advice.

PropertyData relies upon data supplied by third parties and while the data is checked and reviewed, PropertyData does not warrant the accuracy or completeness of the information to the full extent permitted by the law and excludes all loss or damage howsoever arising (including through negligence) in connection with the data supplied by PropertyData. The State of Victoria owns the copyright in the Property Sales Data and reproduction of that data in any way without the consent of the State of Victoria will constitute a breach of the Copyright Act 1968 (cth). The State of Victoria does not warrant the accuracy or completeness of the Property Sales Data and any person using or relying upon such information does so on the basis that the State of Victoria accepts no responsibility or liability whatsoever for any errors, faults, defects or omissions in the information supplied.