



Maribyrnong

Suburb Report



Your connection to property insights



JellisCraig

MARIBYRNONG SUBURB REPORT

Median house price¹

Median

\$1.24m

Quarterly price change

3.33% ↑

Median unit price¹

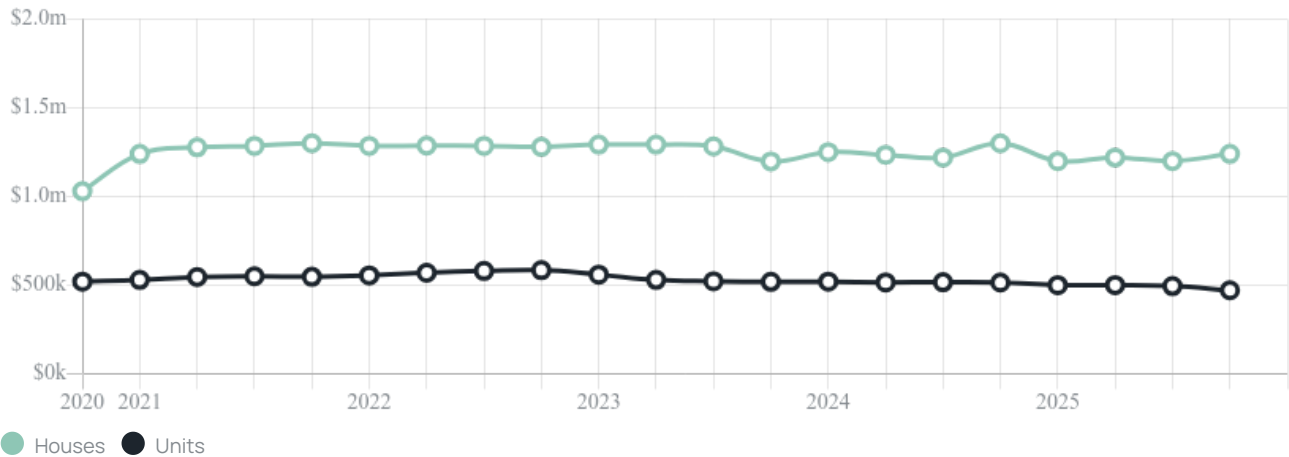
Median

\$471k

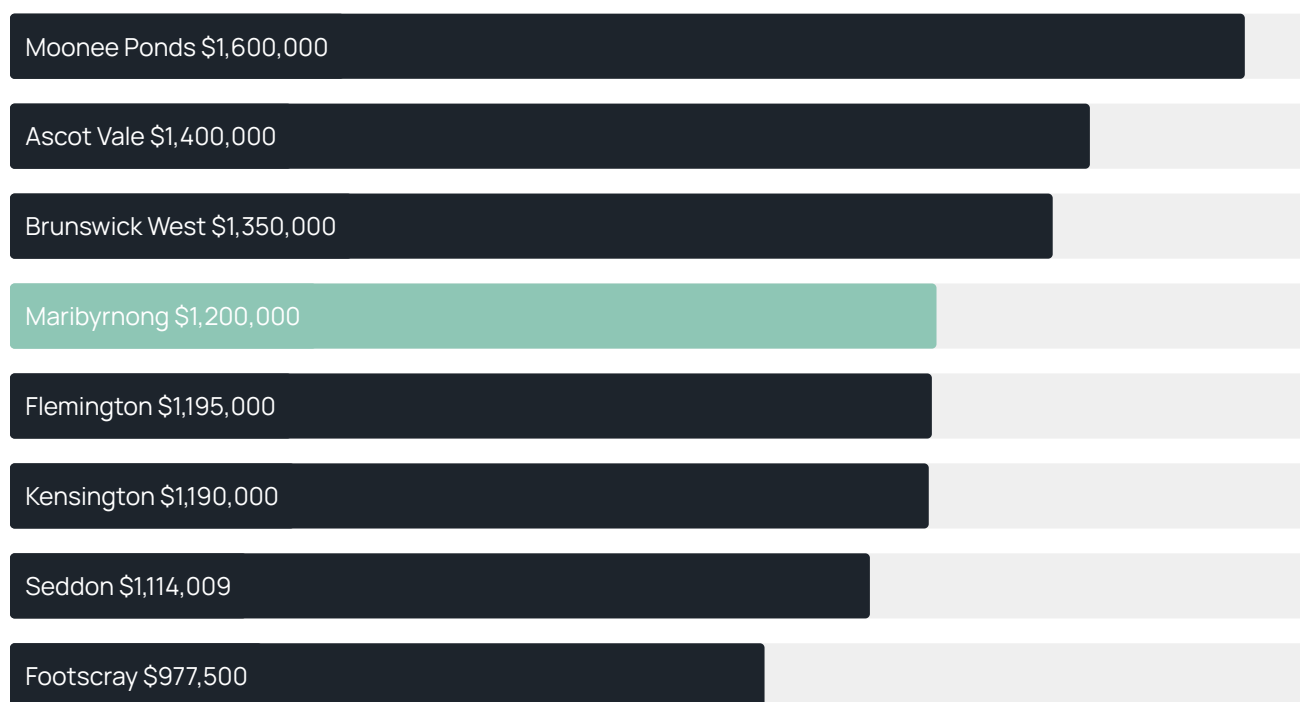
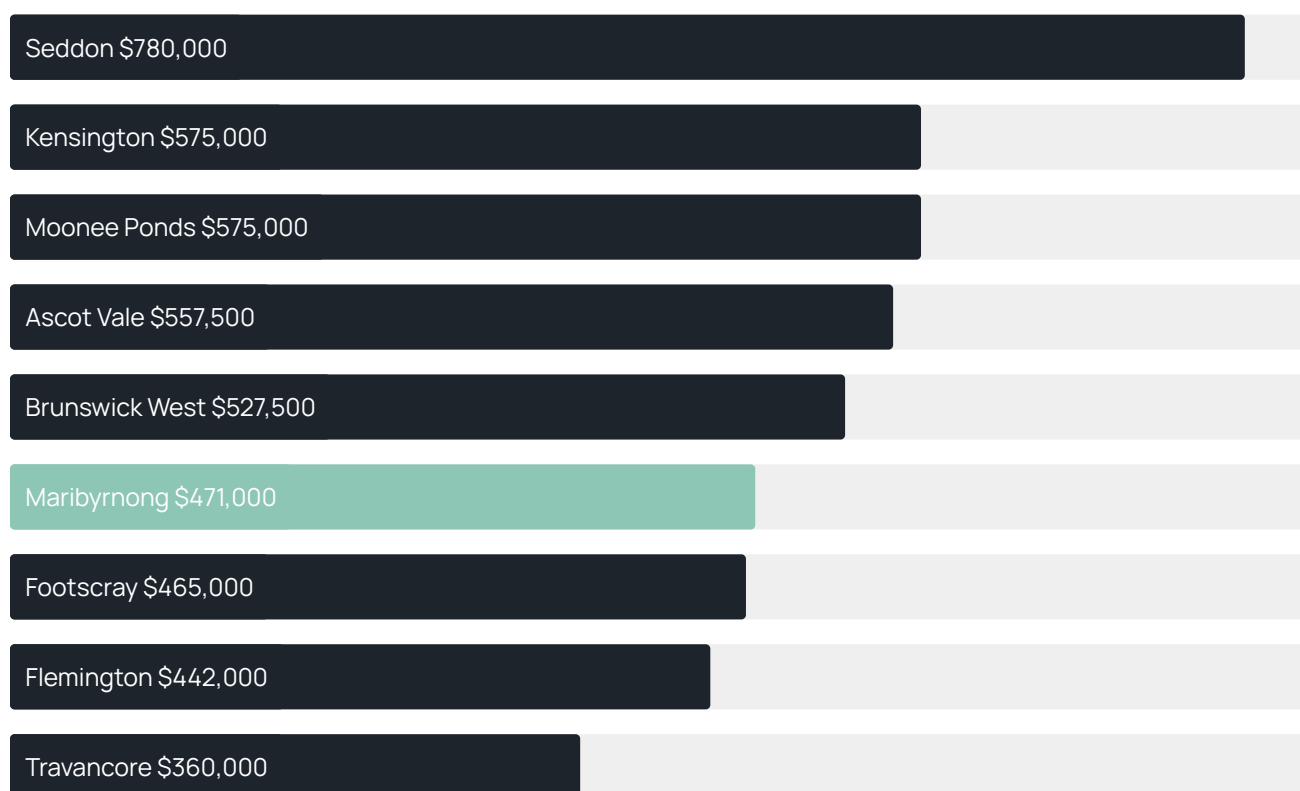
Quarterly price change

-4.84% ↓

Quarterly price change¹



MARIBYRNONG SUBURB REPORT

Median house price¹Median unit price¹

Sale method²Auction clearance rate³

65.71%

Median days on market³

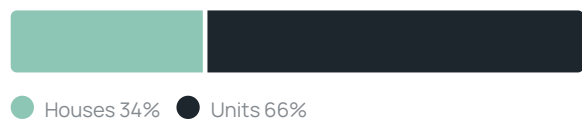
26 days

Jellis Craig average inspection attendance per listing⁴

26 groups

Average hold period¹

6.8 years

Dwelling type⁵Population⁵

12,573

Population growth⁵

2.92%

Median age⁵

36 years

Ownership⁵Median asking rent¹

\$678 per week

Rental yield¹

2.56%











Median household size⁵

2.4 people











MARIBYRNONG SUBURB REPORT

Recent Maribyrnong sales











Discover a snapshot of the most recent results for this suburb, to view the full 12 months of sales history, please go to jellisecraig.com.au/suburb-reports

Address	Bedrooms	Type	Price	Sold
 26A Mitchell St Maribyrnong	3	House	\$1,081,000	31 Jan 2026
 17a Mitchell St Maribyrnong	3	House	\$965,000	31 Jan 2026
 23/4 Wests Rd Maribyrnong	3	Apartment	\$495,000	29 Jan 2026
 304/11 Horizon Dr Maribyrnong	2	Unit	\$530,000	23 Jan 2026
 5/10 Middle Rd Maribyrnong	1	Unit	\$353,000	19 Jan 2026
 107 Gatehouse Pl MARIBYRNONG	2	Apartment	\$495,000	15 Jan 2026
 G16/55 Cumberland Dr Maribyrnong	2	Apartment	\$625,000	12 Jan 2026
 18 Cornwall Pl Maribyrnong	3	House	\$890,000	02 Jan 2026
 21 Sea Rush St Maribyrnong	3	Townhouse	\$850,000	31 Dec 2025
 1/127 Raleigh Rd Maribyrnong	3	Townhouse	\$680,000	29 Dec 2025

MARIBYRNONG SUBURB REPORT

Address	Bedrooms	Type	Price	Sold
 14 Cornwall Pl Maribyrnong	3	House	\$940,000	24 Dec 2025
 G9/55 Cumberland Dr Maribyrnong	2	Apartment	\$595,000	23 Dec 2025
 405/7 Sloane St Maribyrnong	1	Unit	\$321,000	20 Dec 2025
 25/2 Horizon Dr Maribyrnong	2	Apartment	\$510,000	19 Dec 2025
 201/66 Wests Rd Maribyrnong	2	Apartment	\$430,000	18 Dec 2025
 2/2a Warrs Rd Maribyrnong	2	Townhouse	\$757,000	17 Dec 2025
 910/68 Wests Rd Maribyrnong	1	Unit	\$365,000	17 Dec 2025
 8 Rafa Ct Maribyrnong	3	Townhouse	\$685,000	16 Dec 2025
 1/15 Duffy St MARIBYRNONG	3	House	\$1,117,500	16 Dec 2025
 1/6 Horizon Dr Maribyrnong	3	Apartment	\$647,500	16 Dec 2025

MARIBYRNONG SUBURB REPORT

Address	Bedrooms	Type	Price	Sold
 11 Tamuk St Maribyrnong	4	House	\$1,201,000	13 Dec 2025
 3 Examiner St Maribyrnong	5	House	\$1,945,000	12 Dec 2025
 110/2 La Scala Av Maribyrnong	2	Apartment	\$390,000	12 Dec 2025
 307/84 La Scala Av Maribyrnong	2	Apartment	\$425,000	11 Dec 2025
 1/4 La Scala Av Maribyrnong	1	Apartment	\$346,000	11 Dec 2025
 61 Mitchell St Maribyrnong	3	House	\$1,055,000	09 Dec 2025
 9 Nayook La Maribyrnong	3	House	\$1,215,000	06 Dec 2025
 303 Gatehouse Pl Maribyrnong	2	Apartment	\$490,000	05 Dec 2025
 4 Wardell Cl Maribyrnong	3	Townhouse	\$862,000	05 Dec 2025
 207/2 La Scala Av Maribyrnong	2	Apartment	\$525,000	05 Dec 2025



Jellis Craig Kensington
291 Racecourse Road, Kensington
03 8378 0500

Jellis Craig acknowledges and pays our respects to the Bunurong People, the Wadawurrung People, the Dja Dja Wurrung People and the Wurundjeri People as the Traditional Owners and original custodians of the lands on which Jellis Craig operates.

Data is current as of PDF generation date 01/02/2026

- 1 Property Data Online, updated quarterly for the past 12 months
- 2 Property Data Online, updated daily for the past 12 months
- 3 Property Data Online, updated daily for the past quarter
- 4 Jellis Craig's average inspection attendance per listing (houses) over the last 12 months, updated daily
- 5 2021 Australian Census
- 6 Property Data Online, updated daily

This publication contains data, analytics, statistics and other information supplied by PROPERTYDATAONLINE PTY LTD (PropertyData). The data provided in this publication is of a general nature and should not be construed as specific advice or relied upon in lieu of appropriate professional advice.

PropertyData relies upon data supplied by third parties and while the data is checked and reviewed, PropertyData does not warrant the accuracy or completeness of the information to the full extent permitted by the law and excludes all loss or damage howsoever arising (including through negligence) in connection with the data supplied by PropertyData. The State of Victoria owns the copyright in the Property Sales Data and reproduction of that data in any way without the consent of the State of Victoria will constitute a breach of the Copyright Act 1968 (cth). The State of Victoria does not warrant the accuracy or completeness of the Property Sales Data and any person using or relying upon such information does so on the basis that the State of Victoria accepts no responsibility or liability whatsoever for any errors, faults, defects or omissions in the information supplied.