



Mill Park

# Suburb Report



Your connection to property insights



JellisCraig

MILL PARK SUBURB REPORT

Median house price<sup>1</sup>

Median

\$865k

Quarterly price change

2.97% ↑

Median unit price<sup>1</sup>

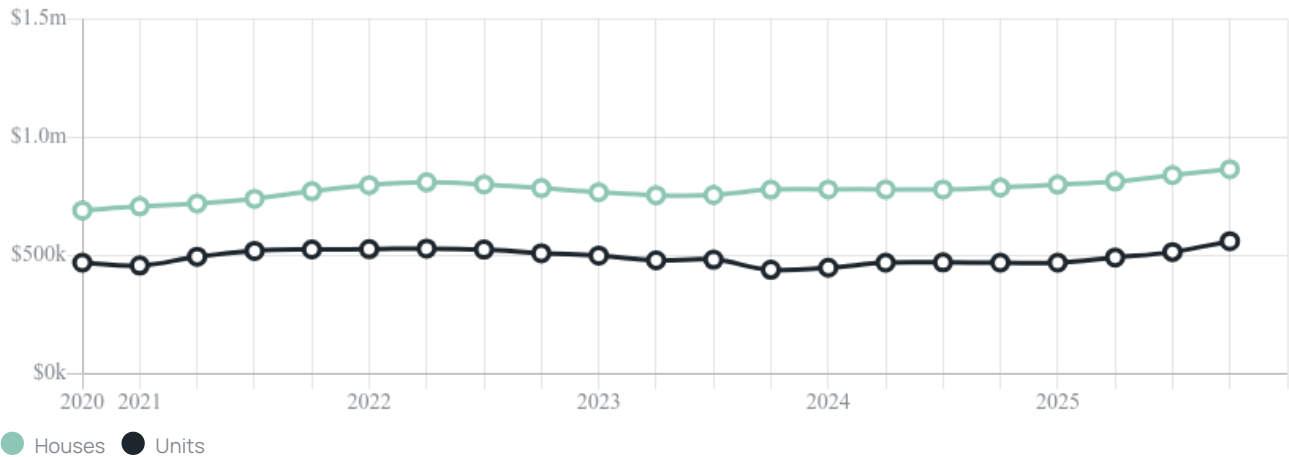
Median

\$561k

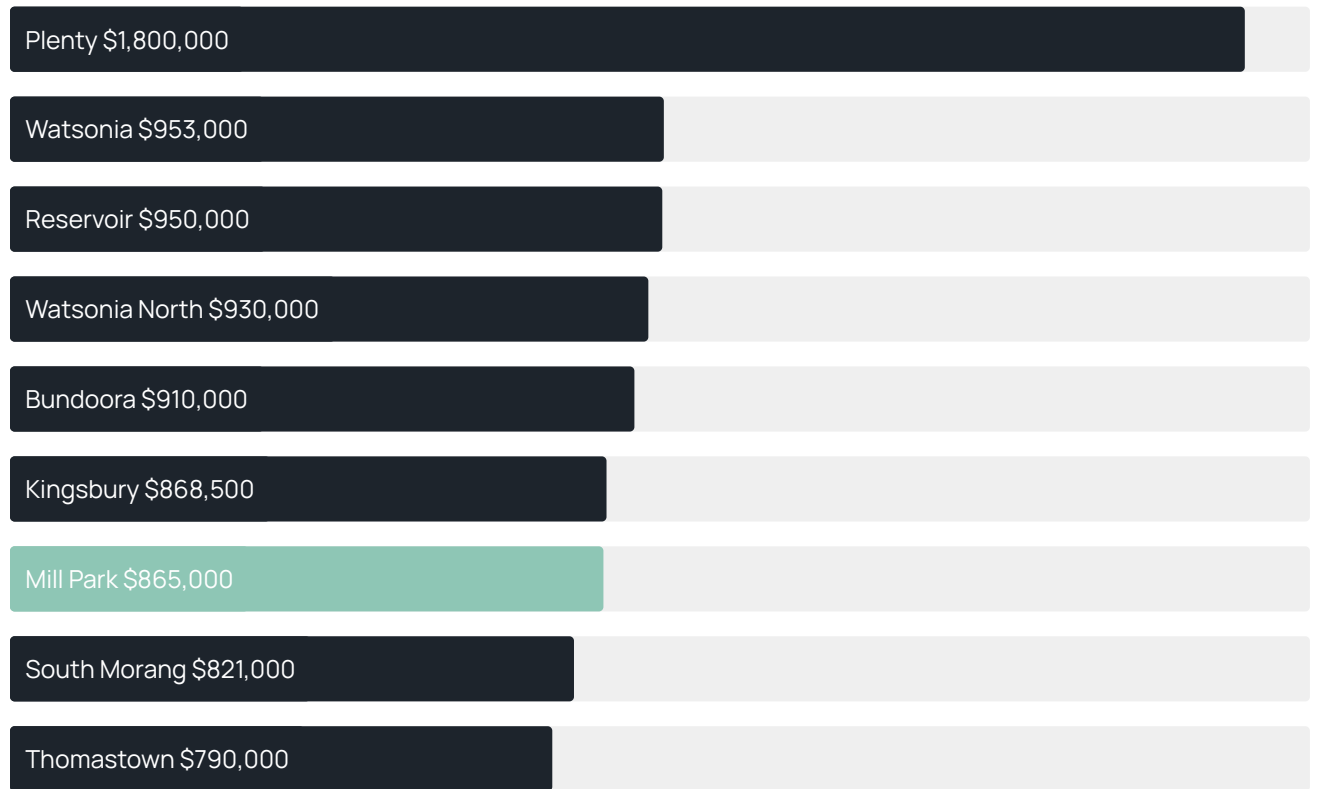
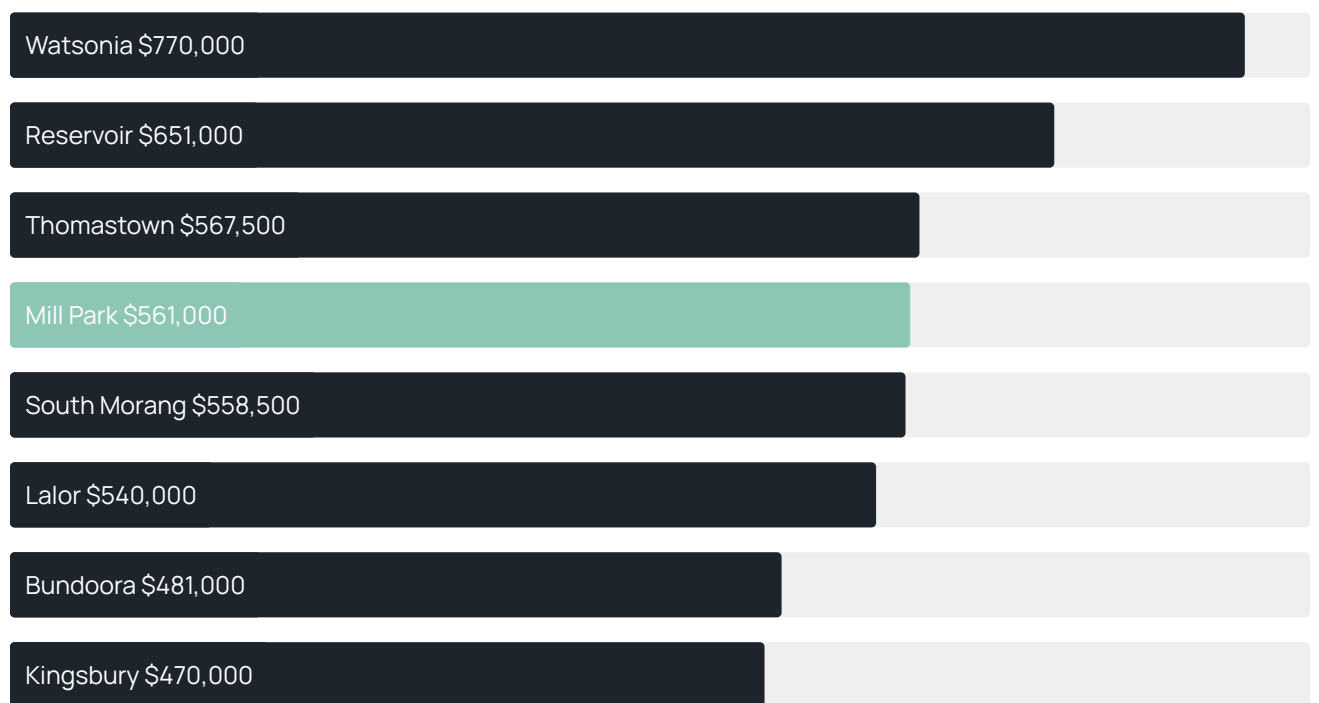
Quarterly price change

8.87% ↑

Quarterly price change<sup>1</sup>



## MILL PARK SUBURB REPORT

Median house price<sup>1</sup>Median unit price<sup>1</sup>

Sale method<sup>2</sup>Auction clearance rate<sup>3</sup>

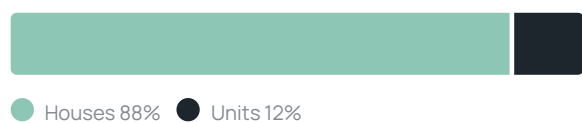
86.15%

Median days on market<sup>3</sup>

24 days

Average hold period<sup>1</sup>

8.4 years

Dwelling type<sup>5</sup>Ownership<sup>5</sup>Population<sup>5</sup>

28,712

Median asking rent<sup>1</sup>

\$550 per week

Population growth<sup>5</sup>

-3.36%

Rental yield<sup>1</sup>

3.48%

Median age<sup>5</sup>

40 years











Median household size<sup>5</sup>

2.7 people











## MILL PARK SUBURB REPORT

## Recent Mill Park sales

Discover a snapshot of the most recent results for this suburb, to view the full 12 months of sales history, please go to [jellisraig.com.au/suburb-reports](https://jellisraig.com.au/suburb-reports)











Address	Bedrooms	Type	Price	Sold
 1 Mimosa Rd Mill Park	3	House	\$858,000	31 Jan 2026
 20 Crampton Cr Mill Park	3	House	\$717,000	31 Jan 2026
 42 Madigan Cr Mill Park	3	House	\$824,000	13 Jan 2026
 209/55 Oleander Dr Mill Park	2	Apartment	\$400,000	09 Jan 2026
 210/30 Oleander Dr Mill Park	2	Apartment	\$405,000	09 Jan 2026
 18 Hawthorn Ct Mill Park	3	House	\$789,000	08 Jan 2026
 301/30 Oleander Dr Mill Park	3	Strata Flat - Single OYO Flat	\$480,000	31 Dec 2025
 264 Childs Rd Mill Park	4	House	\$828,000	29 Dec 2025
 204/30 Oleander Dr Mill Park	2	Apartment	\$410,000	24 Dec 2025
 15 Langvale Ct Mill Park	3	House	\$800,000	23 Dec 2025

## MILL PARK SUBURB REPORT

Address	Bedrooms	Type	Price	Sold
 3 Gorman Dr Mill Park	3	Townhouse	\$592,000	22 Dec 2025
 19 Crampton Cr Mill Park	3	House	\$793,000	22 Dec 2025
 8 Durack Pl Mill Park	4	House	\$950,500	20 Dec 2025
 8/45 Ancona Dr MILL PARK	3	Townhouse	\$630,000	20 Dec 2025
 96 Moorhead Dr Mill Park	3	House	\$841,000	20 Dec 2025
 1/3 Scullin Ct Mill Park	4	House	\$712,000	20 Dec 2025
 12 Allawah Ct Mill Park	3	House	\$770,000	19 Dec 2025
 18 Belmont Way Mill Park	1	House	\$640,000	17 Dec 2025
 21 Langvale Ct Mill Park	3	House	\$400,000	15 Dec 2025
 45 Golf Links Dr Mill Park	3	House	\$840,000	13 Dec 2025



## MILL PARK SUBURB REPORT

Address	Bedrooms	Type	Price	Sold
 5 Greenway Dr Mill Park	3	House	\$940,500	13 Dec 2025
 1/35 Azalea Av Mill Park	2	House	\$733,000	13 Dec 2025
 58 Cuthbert Dr Mill Park	3	House	\$822,500	13 Dec 2025
 27 Coventry Cr Mill Park	3	House	\$940,000	13 Dec 2025
 72 Woolnough Dr Mill Park	4	House	\$975,000	13 Dec 2025
 3 Wildfire Ct Mill Park	5	House	\$1,300,000	13 Dec 2025
 31/5 Delacombe Dr MILL PARK	3	Townhouse	\$675,000	11 Dec 2025
 69 Heritage Dr Mill Park	4	House	\$887,000	10 Dec 2025
 37/292 McKimmies Rd Mill Park	4	Townhouse	\$621,000	10 Dec 2025
 49 Romano Av Mill Park	4	House	\$795,000	09 Dec 2025



**Jellis Craig Greensborough**  
Shop 3, Ground Floor, 68 Main Street, Greensborough  
03 9432 1444

Jellis Craig acknowledges and pays our respects to the Bunurong People, the Wadawurrung People, the Dja Dja Wurrung People and the Wurundjeri People as the Traditional Owners and original custodians of the lands on which Jellis Craig operates.

---

Data is current as of PDF generation date 01/02/2026

- 1 Property Data Online, updated quarterly for the past 12 months
- 2 Property Data Online, updated daily for the past 12 months
- 3 Property Data Online, updated daily for the past quarter
- 4 Jellis Craig's average inspection attendance per listing (houses) over the last 12 months, updated daily
- 5 2021 Australian Census
- 6 Property Data Online, updated daily

This publication contains data, analytics, statistics and other information supplied by PROPERTYDATAONLINE PTY LTD (PropertyData). The data provided in this publication is of a general nature and should not be construed as specific advice or relied upon in lieu of appropriate professional advice.

PropertyData relies upon data supplied by third parties and while the data is checked and reviewed, PropertyData does not warrant the accuracy or completeness of the information to the full extent permitted by the law and excludes all loss or damage howsoever arising (including through negligence) in connection with the data supplied by PropertyData. The State of Victoria owns the copyright in the Property Sales Data and reproduction of that data in any way without the consent of the State of Victoria will constitute a breach of the Copyright Act 1968 (cth). The State of Victoria does not warrant the accuracy or completeness of the Property Sales Data and any person using or relying upon such information does so on the basis that the State of Victoria accepts no responsibility or liability whatsoever for any errors, faults, defects or omissions in the information supplied.