

JellisCraig

MITCHAM

Suburb Report

Know your neighbourhood.



MITCHAM SUBURB REPORT

Median House Price*

Median

\$1.24m

Quarterly Price Change

2.95% ↑

Median Unit Price*

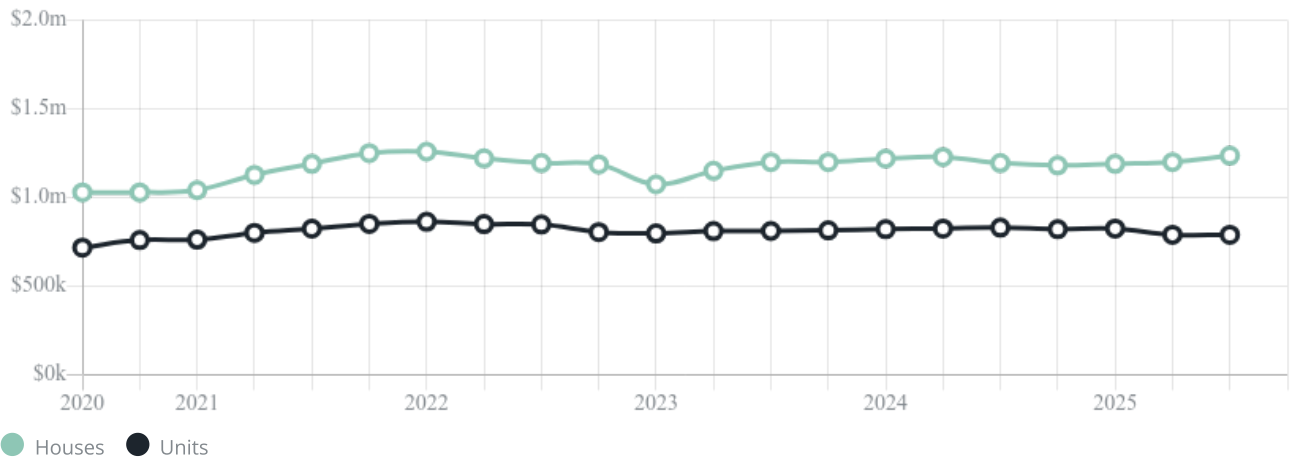
Median

\$790k

Quarterly Price Change

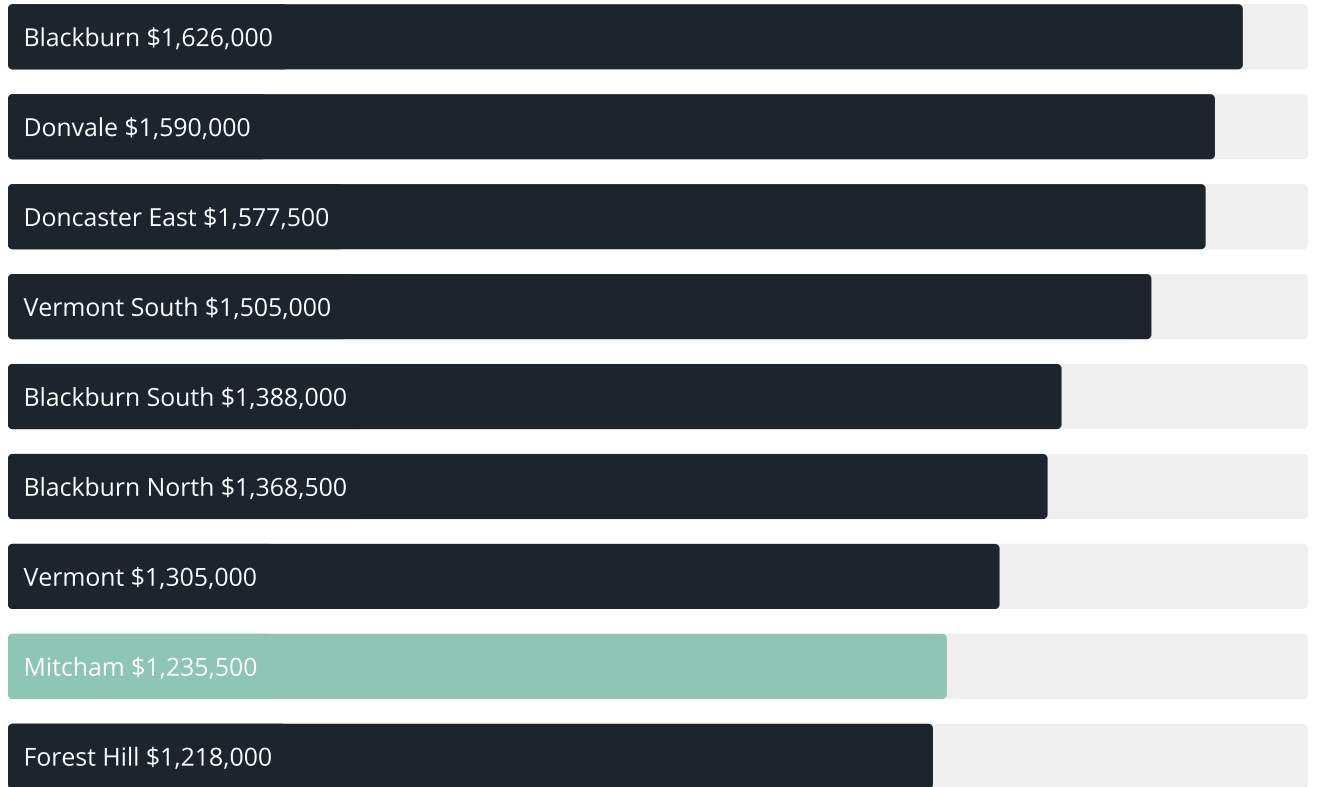
0.00% ↓

Quarterly Price Change*



MITCHAM SUBURB REPORT

Median House Sale Price^{*}



Median Unit Sale Price^{*}



MITCHAM SUBURB REPORT

Sale Method^{*}

● Auction 65%
● Private 35%

Auction Clearance Rate^{*}

75.41%

Median Days on Market[^]

25 days

Average Hold Period^{*}

8.0 years

Dwelling Type[^]

● Houses 63% ● Units 37%

Ownership[^]

● Owned Outright 37% ● Mortgaged 38% ● Rented 24%

Population[^]

16,795

Median Asking Rent per week^{*}

\$650

Population Growth[^]

4.01%

Rental Yield^{*}

2.59%

Median Age[^]











39 years

Median Household Size[^]











2.5 people

MITCHAM SUBURB REPORT











Discover a snapshot of the most recent results for this suburb, to view the full 12 months of sales history, please go to jellisraig.com.au/suburbinsights

Address	Bedrooms	Type	Price	Sold
 1/42 Owen St MITCHAM	3	House	\$1,060,000	17 Dec 2025
 17 Peel St Mitcham	3	House	\$1,505,000	13 Dec 2025
 1/2 Halls Pde Mitcham	2	House	\$1,080,000	12 Dec 2025
 86 Orient Av Mitcham	4	House	\$1,321,500	06 Dec 2025
 437 Mitcham Rd Mitcham	3	House	\$1,260,000	06 Dec 2025
 3/5 Tarrangower Av Mitcham	2	Unit	\$810,000	06 Dec 2025
 4/520 Mitcham Rd Mitcham	3	Townhouse	\$955,000	04 Dec 2025
 1/55 Churinga Av Mitcham	3	Unit	\$880,000	02 Dec 2025
 3/503 Mitcham Rd Mitcham	3	Unit	\$800,000	02 Dec 2025
 2 Price St Mitcham	4	House	\$1,615,000	29 Nov 2025

MITCHAM SUBURB REPORT

Address	Bedrooms	Type	Price	Sold
 1c Wooddale Gr Mitcham	3	House	\$1,362,000	29 Nov 2025
 6/26 Beaufort St Mitcham	3	House	\$1,025,000	22 Nov 2025
 1/69 Doncaster East Rd Mitcham	2	Unit	\$835,000	22 Nov 2025
 7/21 Doncaster East Rd Mitcham	3	Townhouse	\$860,000	19 Nov 2025
 304/339 Mitcham Rd Mitcham	2	Apartment	\$500,000	18 Nov 2025
 1/33 Carween Av Mitcham	2	Unit	\$780,000	17 Nov 2025
 1/507 Mitcham Rd Mitcham	4	Townhouse	\$1,105,000	15 Nov 2025
 2a Vernal Av Mitcham	3	Unit	\$1,260,000	14 Nov 2025
 203A/1-19 Colombo St Mitcham	1	Apartment	\$280,000	13 Nov 2025
 203A/1 Colombo St Mitcham	1	Subdivided Flat - Single OYO Flat	\$280,000	13 Nov 2025

MITCHAM SUBURB REPORT

Address	Bedrooms	Type	Price	Sold
 4/1 Wooddale Gr MITCHAM	3	Unit	\$820,000	12 Nov 2025
 13 Quarry Rd Mitcham	3	House	\$1,500,000	08 Nov 2025
 10 Langford Av Mitcham	3	House	\$1,285,000	08 Nov 2025
 1/6 Basingstoke Rd Mitcham	2	Unit	\$858,000	08 Nov 2025
 47 Cochrane St Mitcham	3	House	\$1,305,000	08 Nov 2025
 9 Alexander St Mitcham	5	House	\$1,750,000	06 Nov 2025
 466 Mitcham Rd Mitcham	4	House	\$1,652,000	04 Nov 2025
 12 Prince Edward Av Mitcham	3	House	\$1,160,000	03 Nov 2025
 2/1 Rupert St Mitcham	2	Unit	\$728,000	01 Nov 2025
 2/7 Owen St Mitcham	3	Unit	\$960,000	25 Oct 2025



Whitehorse Office
166 Whitehorse Road, Blackburn
03 9908 5700

jellisraig.com.au

Data is current as of PDF generation date 01/01/2026

* Updated Quarterly for the past 12 months

^ Updated daily for the past quarter

~ Updated daily: 33 recent results.

This publication contains data, analytics, statistics and other information supplied by PROPERTYDATAONLINE PTY LTD (PropertyData). The data provided in this publication is of a general nature and should not be construed as specific advice or relied upon in lieu of appropriate professional advice.

PropertyData relies upon data supplied by third parties and while the data is checked and reviewed, PropertyData does not warrant the accuracy or completeness of the information to the full extent permitted by the law and excludes all loss or damage howsoever arising (including through negligence) in connection with the data supplied by PropertyData. The State of Victoria owns the copyright in the Property Sales Data and reproduction of that data in any way without the consent of the State of Victoria will constitute a breach of the Copyright Act 1968 (cth). The State of Victoria does not warrant the accuracy or completeness of the Property Sales Data and any person using or relying upon such information does so on the basis that the State of Victoria accepts no responsibility or liability whatsoever for any errors, faults, defects or omissions in the information supplied.