



Montmorency

Suburb Report



Your connection to property insights



JellisCraig

MONTMORENCY SUBURB REPORT

Median house price¹

Median

\$1.16m

Quarterly price change

0.21% ↑

Median unit price¹

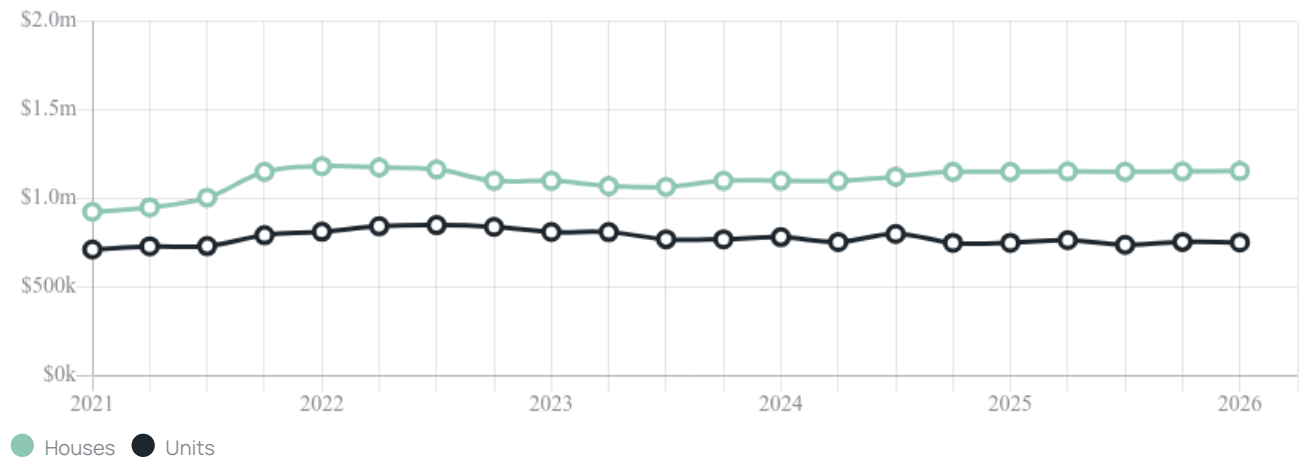
Median

\$753k

Quarterly price change

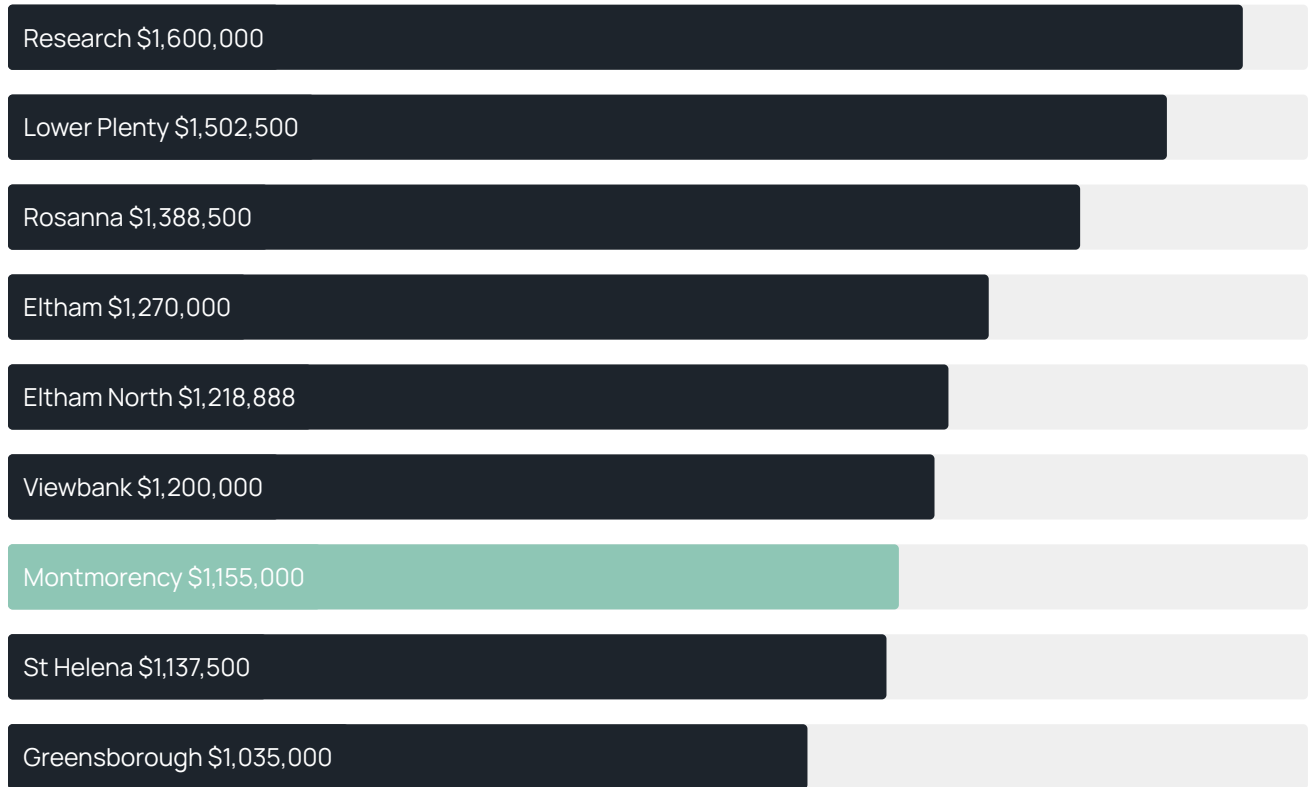
-0.33% ↓

Quarterly price change¹



MONTMORENCY SUBURB REPORT

Median house price¹



Median unit price¹



Sale method²



● Auction 21%
● Private 79%

Auction clearance rate³

57.14%

Median days on market³

25 days

Jellis Craig average inspection attendance per listing⁴

25 groups

Average hold period¹

8.7 years

Dwelling type⁵



● Houses 87% ● Units 13%

Ownership⁵



● Owned outright 41% ● Mortgaged 44% ● Rented 15%

Population⁵

9,250

Median asking rent¹

\$685 per week

Population growth⁵

3.24%

Rental yield¹

3.03%

Median age⁵

41 years











Median household size⁵

2.5 people











MONTMORENCY SUBURB REPORT

Recent Montmorency sales











Discover a snapshot of the most recent results for this suburb, to view the full 12 months of sales history, please go to jellisraig.com.au/suburb-reports

Address	Bedrooms	Type	Price	Sold
 3 Ryrie Ct Montmorency	4	House	\$1,600,000	21 Apr 2026
 5/41 Rattray Rd Montmorency	2	Unit	\$625,000	11 Apr 2026
 4 Mcfarlane St Montmorency	3	House	\$1,345,000	07 Apr 2026
 9 Woodland Gr Montmorency	4	House	\$2,300,000	02 Apr 2026
 47 Mountain View Rd Montmorency	3	House	\$1,076,000	01 Apr 2026
 119 Rattray Rd Montmorency	3	House	\$1,555,000	01 Apr 2026
 77 Sackville St Montmorency	4	House	\$1,180,000	31 Mar 2026
 1/9 Mayona Rd Montmorency	2	Unit	\$780,000	26 Mar 2026
 33 Cressy St Montmorency	3	House	\$970,000	26 Mar 2026
 2/7 Graeme Av Montmorency	2	Unit	\$737,000	23 Mar 2026

MONTMORENCY SUBURB REPORT

Address	Bedrooms	Type	Price	Sold
 1/87 Rattray Rd Montmorency	3	House	\$925,000	23 Mar 2026
 2/63 Looker Rd Montmorency	2	Unit	\$701,500	12 Mar 2026
 57 Kelvin Av Montmorency	2	House	\$806,000	11 Mar 2026
 76B Para Rd Montmorency	3	House	\$910,000	11 Mar 2026
 2/165 Rattray Rd MONTMORENCY	3	House	\$960,000	10 Mar 2026
 32 Coventry St Montmorency	4	House	\$2,675,000	02 Mar 2026
 2/113 Rattray Rd Montmorency	2	Townhouse	\$836,000	28 Feb 2026
 102 Rattray Rd Montmorency	4	House	\$1,225,000	19 Feb 2026
 2/26 Virginia Ct Montmorency	4	Townhouse	\$1,120,000	19 Feb 2026
 5/97 Rattray Rd Montmorency	2	Unit	\$750,000	10 Feb 2026

MONTMORENCY SUBURB REPORT

Address	Bedrooms	Type	Price	Sold
 2/46 Mountain View Rd Montmorency	4	House	\$1,400,000	09 Feb 2026
 2/49 Rattray Rd Montmorency	2	Unit	\$775,000	06 Feb 2026
 2/9 Meadow Cr Montmorency	3	Townhouse	\$1,205,000	06 Feb 2026
 1 Bridge Cr Montmorency	4	House	\$2,250,000	06 Feb 2026
 6 Kylie Pl Montmorency	3	House	\$1,155,000	04 Feb 2026
 4 Mitchell Av MONTMORENCY	4	House	\$1,100,000	03 Feb 2026
 1/54 Para Rd Montmorency	2	Unit	\$695,154	03 Feb 2026
 1/58 Para Rd Montmorency	3	Unit	\$852,500	25 Jan 2026
 107 Mountain View Rd Montmorency	3	House	\$700,000	24 Jan 2026
 3/9 Davey Rd Montmorency	2	Unit	\$725,000	16 Jan 2026



Jellis Craig Eltham
1022 Main Road, Eltham
03 9431 1222

Jellis Craig acknowledges and pays our respects to the Bunurong People, the Wadawurrung People, the Dja Dja Wurrung People and the Wurundjeri People as the Traditional Owners and original custodians of the lands on which Jellis Craig operates.

Data is current as of PDF generation date 01/05/2026

- 1 Property Data Online, updated quarterly for the past 12 months
- 2 Property Data Online, updated daily for the past 12 months
- 3 Property Data Online, updated daily for the past quarter
- 4 Jellis Craig's average inspection attendance per listing (houses) over the last 12 months, updated daily
- 5 2021 Australian Census
- 6 Property Data Online, updated daily

This publication contains data, analytics, statistics and other information supplied by PROPERTYDATAONLINE PTY LTD (PropertyData). The data provided in this publication is of a general nature and should not be construed as specific advice or relied upon in lieu of appropriate professional advice.

PropertyData relies upon data supplied by third parties and while the data is checked and reviewed, PropertyData does not warrant the accuracy or completeness of the information to the full extent permitted by the law and excludes all loss or damage howsoever arising (including through negligence) in connection with the data supplied by PropertyData. The State of Victoria owns the copyright in the Property Sales Data and reproduction of that data in any way without the consent of the State of Victoria will constitute a breach of the Copyright Act 1968 (cth). The State of Victoria does not warrant the accuracy or completeness of the Property Sales Data and any person using or relying upon such information does so on the basis that the State of Victoria accepts no responsibility or liability whatsoever for any errors, faults, defects or omissions in the information supplied.