



Montrose

Suburb Report



Your connection to property insights



JellisCraig

MONTROSE SUBURB REPORT

Median house price¹

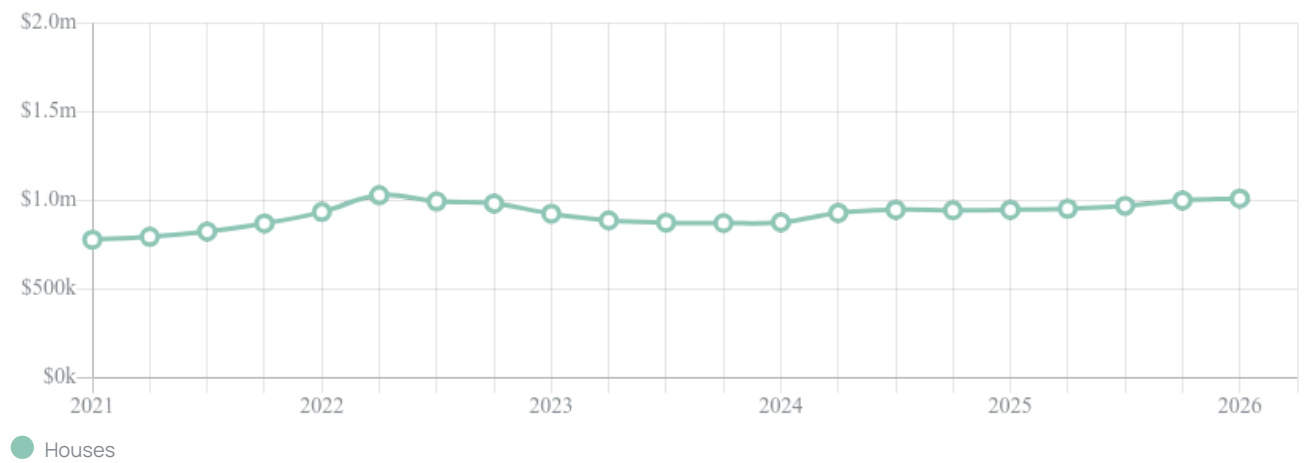
Median

\$1.01m

Quarterly price change

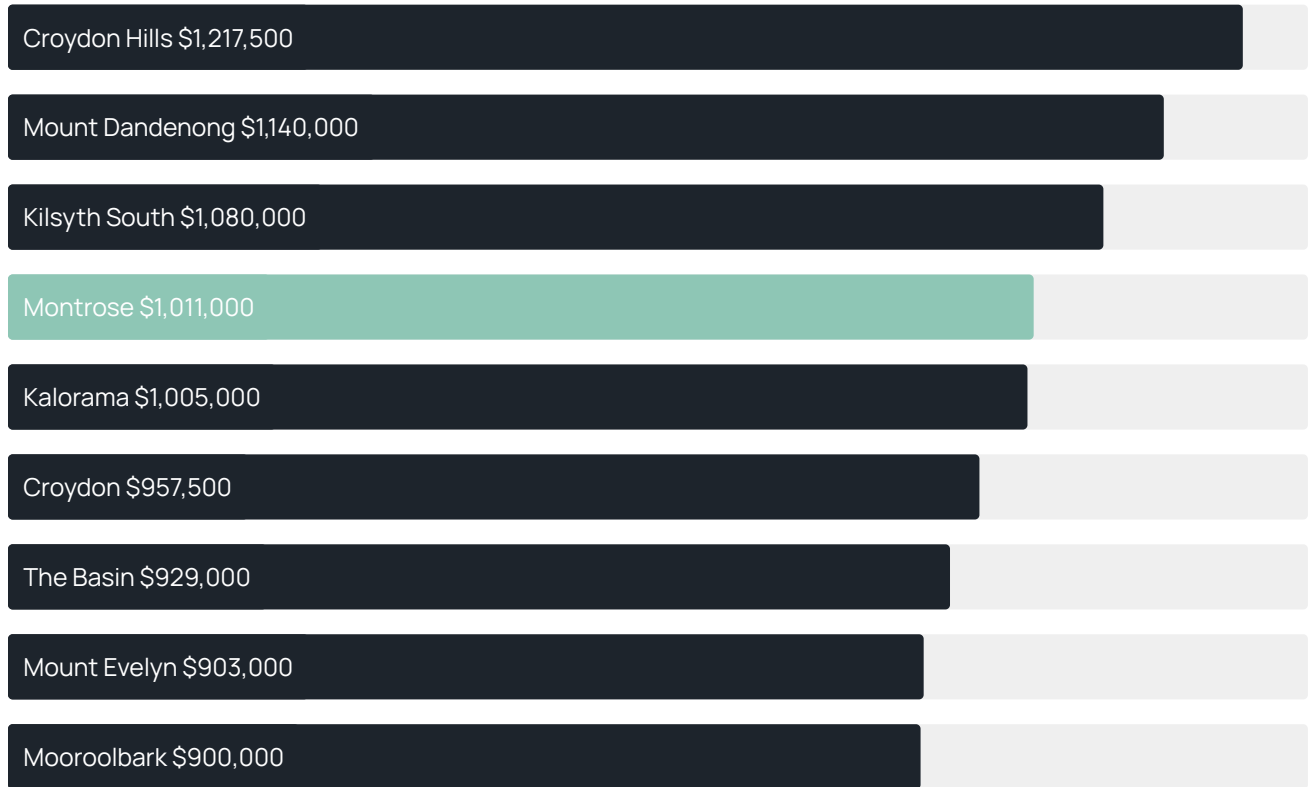
1.10% ↑

Quarterly price change¹



MONTROSE SUBURB REPORT

Median house price¹



Median unit price¹



Sale method²



● Auction 6%
● Private 94%

Auction clearance rate³

100%

Median days on market³

31 days

Jellis Craig average inspection attendance per listing⁴

31 groups

Average hold period¹

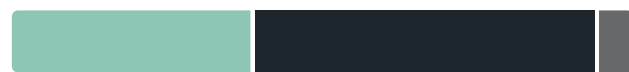
10.9 years

Dwelling type⁵



● Houses 92% ● Units 8%

Ownership⁵



● Owned outright 39% ● Mortgaged 55% ● Rented 5%

Population⁵

6,900

Median asking rent¹

\$640 per week

Population growth⁵

2.06%

Rental yield¹

3.58%

Median age⁵

41 years











Median household size⁵

2.8 people











MONTROSE SUBURB REPORT

Recent Montrose sales











Discover a snapshot of the most recent results for this suburb, to view the full 12 months of sales history, please go to jellisraig.com.au/suburb-reports

Address	Bedrooms	Type	Price	Sold
 21 Ash Gr Montrose	2	House	\$745,500	25 Apr 2026
 2 Kara Ct Montrose	4	House	\$848,000	16 Apr 2026
 13 Hakea Dr Montrose	4	House	\$1,011,000	28 Mar 2026
 5 Hillside Cl Montrose	2	Townhouse	\$695,000	16 Mar 2026
 17 Browns Rd Montrose	5	House	\$1,250,000	14 Mar 2026
 98 Swansea Rd Montrose	4	House	\$1,155,000	11 Mar 2026
 39 Timberglades Rd Montrose	4	House	\$1,142,000	05 Mar 2026
 6 The Boulevard MONTROSE	3	House	\$1,141,000	04 Mar 2026
 296 Sheffield Rd Montrose	3	House	\$1,032,500	25 Feb 2026
 375 Cambridge Rd Montrose	3	House	\$1,240,000	25 Feb 2026

MONTROSE SUBURB REPORT

Address	Bedrooms	Type	Price	Sold
 149 York Rd Montrose	3	House	\$855,000	24 Feb 2026
 69 Swansea Rd Montrose	3	House	\$860,000	20 Feb 2026
 14 The Boulevard Montrose	3	House	\$860,000	13 Feb 2026
 6/3 Devenish Av Montrose	2	Flat/Unit/Apartment	\$757,000	12 Feb 2026
 7 Summerhill Rd Montrose	4	House	\$823,000	11 Feb 2026
 14 Henry St MONTROSE	4	House	\$1,731,500	04 Feb 2026
 35 Marshall Tce Montrose	2	House	\$845,000	31 Jan 2026
 34 Browns Rd Montrose	4	House	\$935,000	23 Jan 2026
 30 Richards Rd Montrose	3	House	\$962,700	22 Jan 2026
 4 Vuegrande Rise Montrose	6	House	\$1,500,000	17 Jan 2026

MONTROSE SUBURB REPORT

Address	Bedrooms	Type	Price	Sold
 36 Marshall Tce MONTROSE	4	House	\$1,370,000	17 Jan 2026
 28 Hawkins Rd Montrose	4	House	\$925,000	14 Jan 2026
 16/7 Devenish Av Montrose	2	House	\$750,500	13 Jan 2026
 50 Swansea Rd Montrose	3	House	\$1,210,000	11 Jan 2026
 387 Cambridge Rd Montrose	3	House	\$2,081,000	08 Jan 2026
 9 Swansea Rd Montrose	4	House	\$1,760,000	25 Dec 2025
 3 Banksia St Montrose	3	House	\$720,000	17 Dec 2025
 68 Stephen Av Montrose	3	House	\$870,000	12 Dec 2025
 14 Aileen Av MONTROSE	4	House	\$1,030,000	10 Dec 2025
 42 Hawkins Rd Montrose	4	House	\$620,000	10 Dec 2025



Jellis Craig Mooroolbark
46-52 Brice Avenue, Mooroolbark
(03) 9726 8888

Jellis Craig acknowledges and pays our respects to the Bunurong People, the Wadawurrung People, the Dja Dja Wurrung People and the Wurundjeri People as the Traditional Owners and original custodians of the lands on which Jellis Craig operates.

Data is current as of PDF generation date 01/05/2026

- 1 Property Data Online, updated quarterly for the past 12 months
- 2 Property Data Online, updated daily for the past 12 months
- 3 Property Data Online, updated daily for the past quarter
- 4 Jellis Craig's average inspection attendance per listing (houses) over the last 12 months, updated daily
- 5 2021 Australian Census
- 6 Property Data Online, updated daily

This publication contains data, analytics, statistics and other information supplied by PROPERTYDATAONLINE PTY LTD (PropertyData). The data provided in this publication is of a general nature and should not be construed as specific advice or relied upon in lieu of appropriate professional advice.

PropertyData relies upon data supplied by third parties and while the data is checked and reviewed, PropertyData does not warrant the accuracy or completeness of the information to the full extent permitted by the law and excludes all loss or damage howsoever arising (including through negligence) in connection with the data supplied by PropertyData. The State of Victoria owns the copyright in the Property Sales Data and reproduction of that data in any way without the consent of the State of Victoria will constitute a breach of the Copyright Act 1968 (cth). The State of Victoria does not warrant the accuracy or completeness of the Property Sales Data and any person using or relying upon such information does so on the basis that the State of Victoria accepts no responsibility or liability whatsoever for any errors, faults, defects or omissions in the information supplied.