



Moorabbin

# Suburb Report



Your connection to property insights



**JellisCraig**

MOORABBIN SUBURB REPORT

Median house price<sup>1</sup>

Median

\$1.30m

Quarterly price change

2.36% ↑

Median unit price<sup>1</sup>

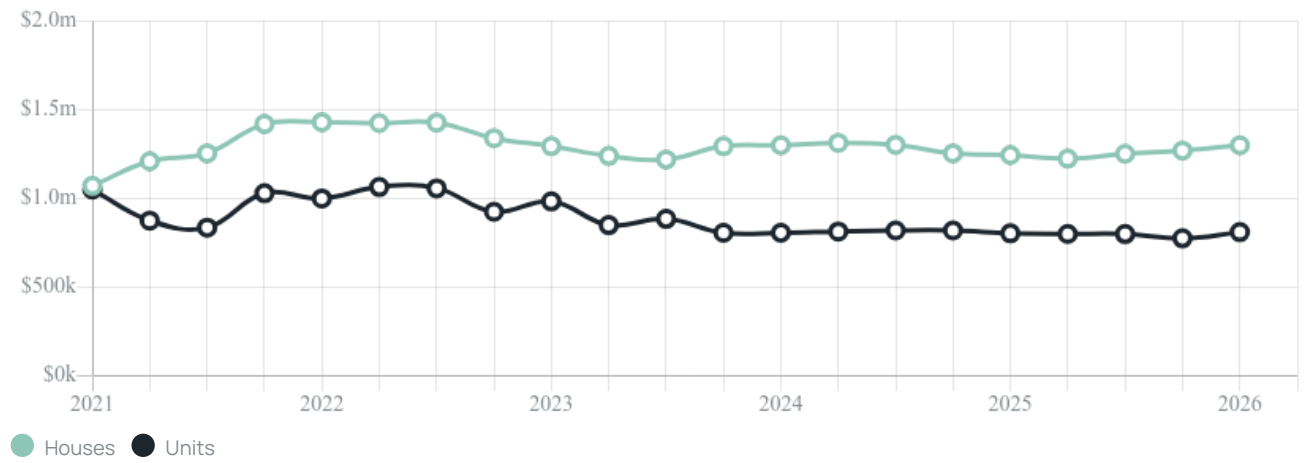
Median

\$810k

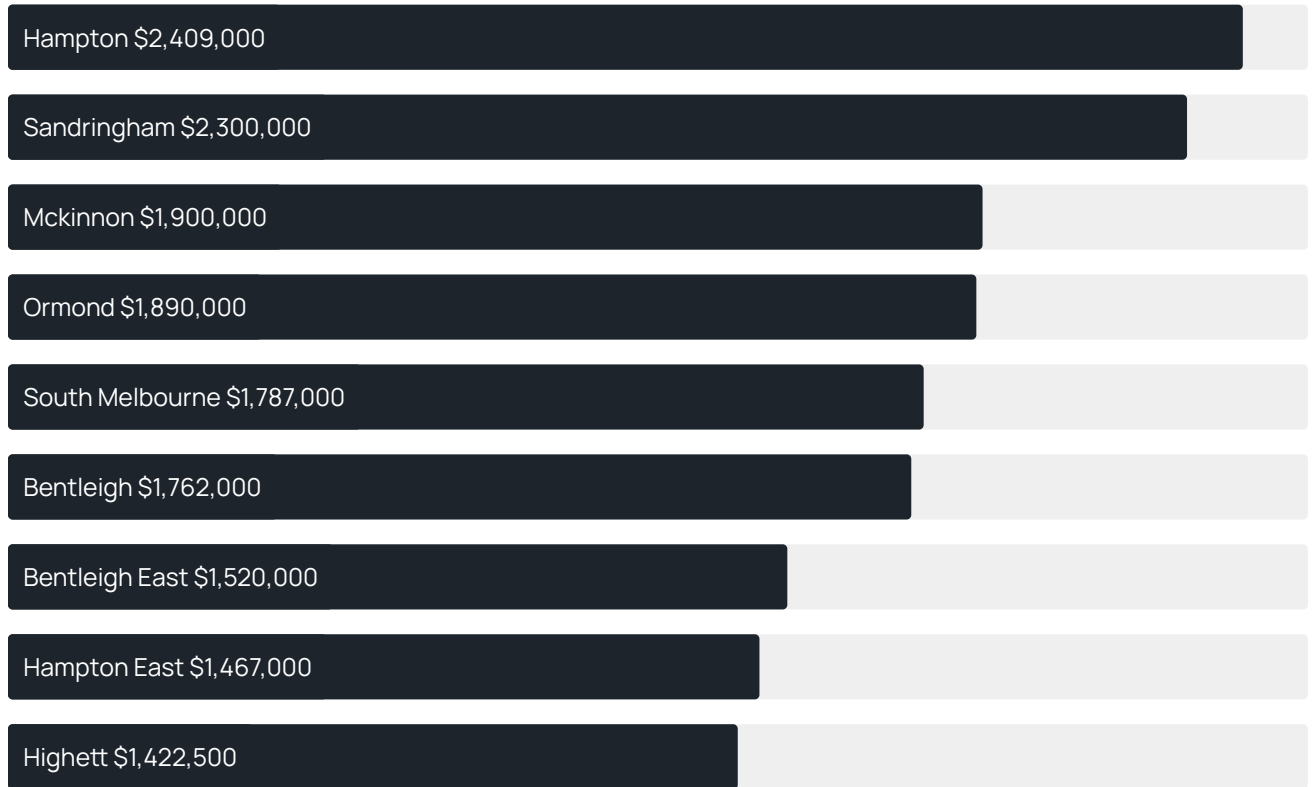
Quarterly price change

4.51% ↑

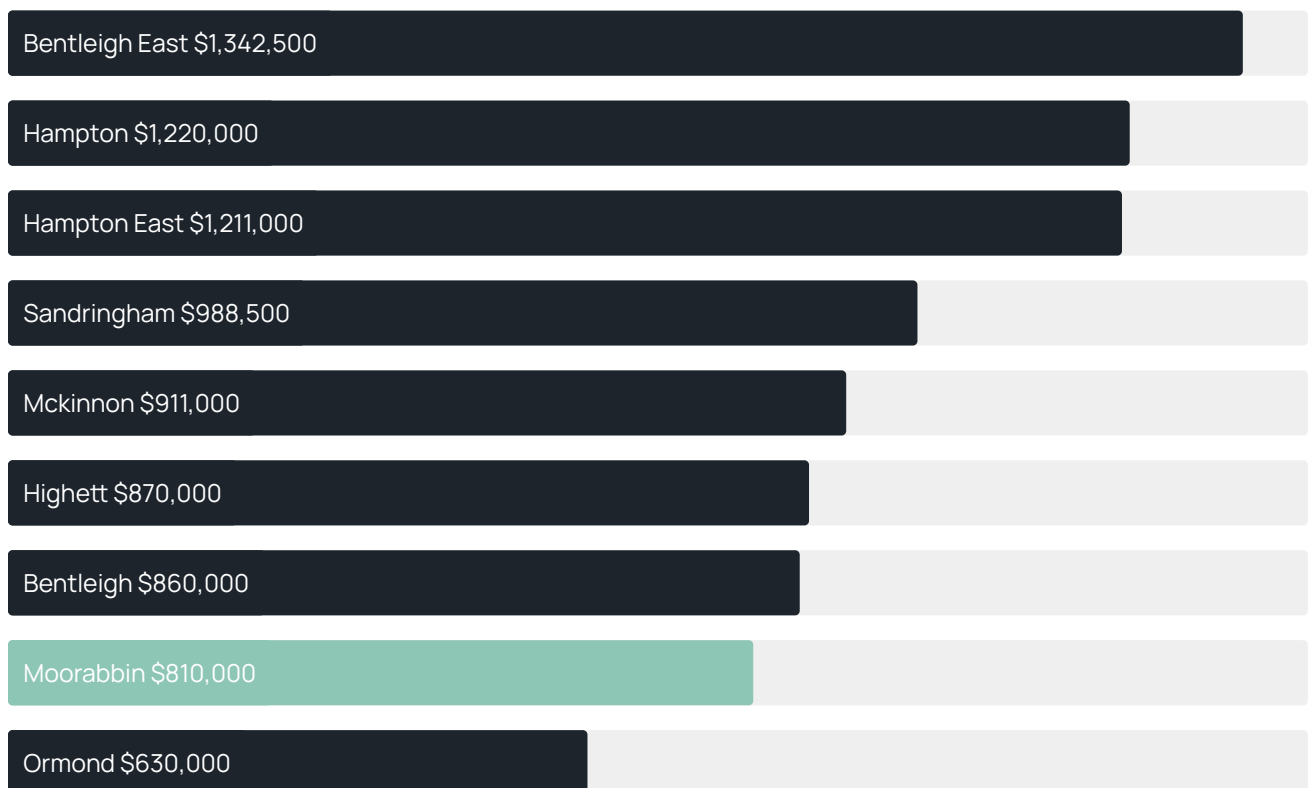
Quarterly price change<sup>1</sup>



### Median house price<sup>1</sup>



### Median unit price<sup>1</sup>



Sale method<sup>2</sup>



Auction clearance rate<sup>3</sup>

62.96%

Median days on market<sup>3</sup>

33 days

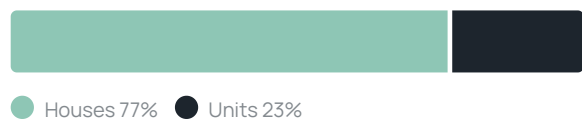
Jellis Craig average inspection attendance per listing<sup>4</sup>

33 groups

Average hold period<sup>1</sup>

6.2 years

Dwelling type<sup>5</sup>



Ownership<sup>5</sup>



Population<sup>5</sup>

6,287

Median asking rent<sup>1</sup>

\$780 per week

Population growth<sup>5</sup>

6.65%

Rental yield<sup>1</sup>

2.73%

Median age<sup>5</sup>

39 years











Median household size<sup>5</sup>

2.5 people











MOORABBIN SUBURB REPORT

## Recent Moorabbin sales











Discover a snapshot of the most recent results for this suburb, to view the full 12 months of sales history, please go to [jellisCraig.com.au/suburb-reports](http://jellisCraig.com.au/suburb-reports)

Address	Bedrooms	Type	Price	Sold
 23 Marrbridge Rd Moorabbin	3	House	\$1,050,000	30 May 2026
 3 Grandview Gr Moorabbin	4	House	\$1,505,000	23 May 2026
 63 Bulli St Moorabbin	3	House	\$1,215,000	09 May 2026
 201/4a Horscroft PI Moorabbin	2	Apartment	\$645,500	02 May 2026
 5B Ronald St Moorabbin	3	Townhouse	\$1,400,000	28 Apr 2026
 307/11 Central Av Moorabbin	2	Apartment	\$520,000	24 Apr 2026
 9 Hamer St Moorabbin	4	House	\$1,366,000	18 Apr 2026
 43A Hillston Rd Moorabbin	2	House	\$909,000	18 Apr 2026
 19b Clay St Moorabbin	4	Townhouse	\$1,559,000	05 Apr 2026
 13 Franklin St Moorabbin	3	House	\$1,190,000	28 Mar 2026

## MOORABBIN SUBURB REPORT

Address	Bedrooms	Type	Price	Sold
 12 Walsh Av Moorabbin	3	House	\$1,200,000	28 Mar 2026
 1 Hillston Rd Moorabbin	3	House	\$1,235,000	27 Mar 2026
 14 Wimmera St Moorabbin	4	House	\$1,350,000	25 Mar 2026
 4b Sheppard St Moorabbin	4	Townhouse	\$1,500,000	25 Mar 2026
 22b Franklin St Moorabbin	4	Townhouse	\$1,530,000	21 Mar 2026
 20 Marrbridge Rd Moorabbin	4	House	\$1,120,000	21 Mar 2026
 2 Nowra St Moorabbin	4	House	\$1,710,000	21 Mar 2026
 47 Fiddes St MOORABBIN	3	House	\$1,350,000	20 Mar 2026
 205/6 Station St Moorabbin	2	Apartment	\$450,000	19 Mar 2026
 3/22 Stayner Gr Moorabbin	4	Townhouse	\$1,510,000	19 Mar 2026

## MOORABBIN SUBURB REPORT

Address	Bedrooms	Type	Price	Sold
 2/12 Bruthen St Moorabbin	3	Unit	\$950,000	18 Mar 2026
 2/20 Redholme St MOORABBIN	2	Unit	\$925,000	14 Mar 2026
 19 Perry St Moorabbin	3	House	\$1,525,000	14 Mar 2026
 511/6 Station St Moorabbin	2	Apartment	\$415,000	12 Mar 2026
 101/37 Genoa St Moorabbin	3	Apartment	\$810,000	10 Mar 2026
 207/37 Genoa St Moorabbin	2	Strata Unit/Flat	\$575,000	10 Mar 2026
 1/54 Royena Rd Moorabbin	3	Townhouse	\$980,000	07 Mar 2026
 405/37 Genoa St Moorabbin	3	Apartment	\$1,095,000	05 Mar 2026
 103/215 Chesterville Rd Moorabbin	2	Apartment	\$547,000	23 Feb 2026
 281 Chesterville Rd Moorabbin	5	House	\$915,000	21 Feb 2026



**Jellis Craig Bentleigh**

Level 1, 277 - 279 Centre Road, Bentleigh  
03 9593 4500

Jellis Craig acknowledges and pays our respects to the Bunurong People, the Wadawurrung People, the Dja Dja Wurrung People and the Wurundjeri People as the Traditional Owners and original custodians of the lands on which Jellis Craig operates.

---

Data is current as of PDF generation date 01/06/2026

- 1 Property Data Online, updated quarterly for the past 12 months
- 2 Property Data Online, updated daily for the past 12 months
- 3 Property Data Online, updated daily for the past quarter
- 4 Jellis Craig's average inspection attendance per listing (houses) over the last 12 months, updated daily
- 5 2021 Australian Census
- 6 Property Data Online, updated daily

This publication contains data, analytics, statistics and other information supplied by PROPERTYDATAONLINE PTY LTD (PropertyData). The data provided in this publication is of a general nature and should not be construed as specific advice or relied upon in lieu of appropriate professional advice.

PropertyData relies upon data supplied by third parties and while the data is checked and reviewed, PropertyData does not warrant the accuracy or completeness of the information to the full extent permitted by the law and excludes all loss or damage howsoever arising (including through negligence) in connection with the data supplied by PropertyData. The State of Victoria owns the copyright in the Property Sales Data and reproduction of that data in any way without the consent of the State of Victoria will constitute a breach of the Copyright Act 1968 (cth). The State of Victoria does not warrant the accuracy or completeness of the Property Sales Data and any person using or relying upon such information does so on the basis that the State of Victoria accepts no responsibility or liability whatsoever for any errors, faults, defects or omissions in the information supplied.