



Mooroolbark

Suburb Report



Your connection to property insights



JellisCraig

MOOROOLBARK SUBURB REPORT

Median house price¹

Median

\$900k

Quarterly price change

2.27% ↑

Median unit price¹

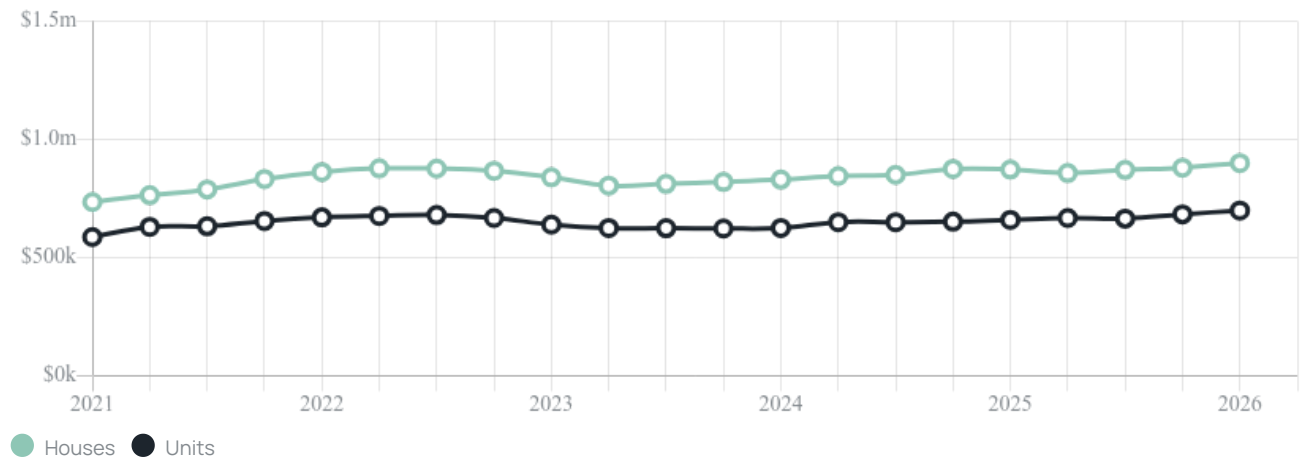
Median

\$700k

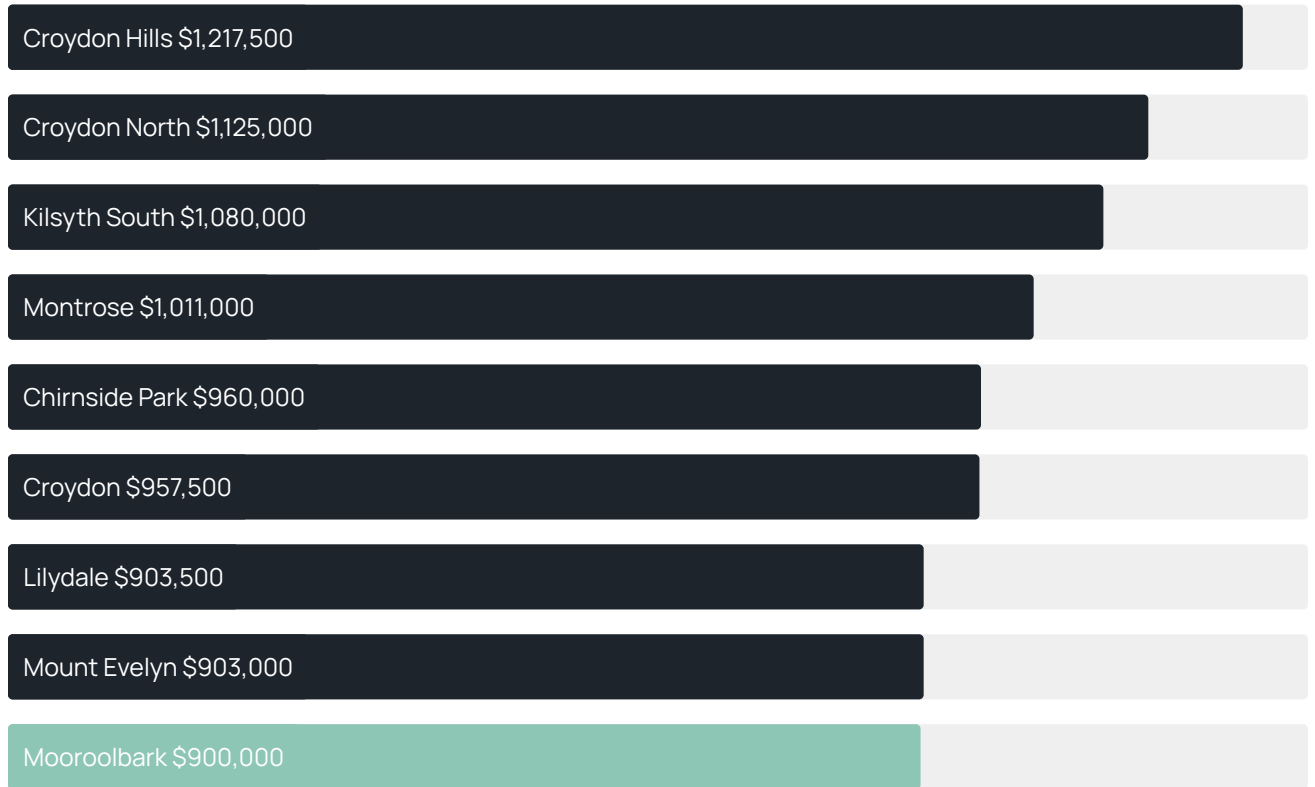
Quarterly price change

2.41% ↑

Quarterly price change¹



Median house price¹



Median unit price¹



Sale method²



● Auction 5%
● Private 95%

Auction clearance rate³

50%

Median days on market³

23 days

Jellis Craig average inspection attendance per listing⁴

23 groups

Average hold period¹

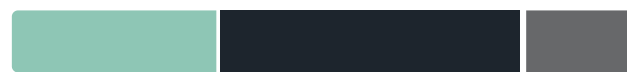
7.7 years

Dwelling type⁵



● Houses 95% ● Units 5%

Ownership⁵



● Owned outright 34% ● Mortgaged 49% ● Rented 18%

Population⁵

23,059

Median asking rent¹

\$640 per week

Population growth⁵

4.97%

Rental yield¹

3.56%

Median age⁵

37 years











Median household size⁵

2.8 people











MOOROOLBARK SUBURB REPORT

Recent Mooroolbark sales











Discover a snapshot of the most recent results for this suburb, to view the full 12 months of sales history, please go to jellisCraig.com.au/suburb-reports

Address	Bedrooms	Type	Price	Sold
 6/94 Brice Av Mooroolbark	4	Townhouse	\$760,000	30 Jun 2026
 23 Barina Av Mooroolbark	4	House	\$910,000	29 Jun 2026
 35 Myoora Dr MOOROOLBARK	4	House	\$775,000	23 Jun 2026
 173 Cardigan Rd Mooroolbark	3	House	\$915,000	17 Jun 2026
 26 Old Kent Rd Mooroolbark	5	House	\$867,000	16 Jun 2026
 30 Larbert Rd Mooroolbark	5	House	\$1,225,000	15 Jun 2026
 4 Benjamin Cha Mooroolbark	4	House	\$1,073,000	12 Jun 2026
 23a Williams Rd Mooroolbark	3	House	\$830,000	10 Jun 2026
 17 Krowera St Mooroolbark	4	House	\$848,500	10 Jun 2026
 1/69 Dryden Conc Mooroolbark	3	Unit	\$667,500	10 Jun 2026

MOOROOLBARK SUBURB REPORT

Address	Bedrooms	Type	Price	Sold
 8 Primary St Mooroolbark	4	Townhouse	\$735,000	04 Jun 2026
 3a Malcolm Ct Mooroolbark	3	House	\$895,000	01 Jun 2026
 2 English Cl Mooroolbark	2	Townhouse	\$580,000	01 Jun 2026
 32 Monomeith St Mooroolbark	3	House	\$830,000	01 Jun 2026
 30 Williams Rd Mooroolbark	3	House	\$800,000	30 May 2026
 3 Darnley Way Mooroolbark	4	House	\$1,235,000	29 May 2026
 10 Primary St Mooroolbark	3	Townhouse	\$685,000	28 May 2026
 18 Mountain Dr Mooroolbark	4	House	\$1,475,000	28 May 2026
 6 English Cl Mooroolbark	3	Townhouse	\$639,500	28 May 2026
 51 Longfellow Av Mooroolbark	3	House	\$700,000	27 May 2026

MOOROOLBARK SUBURB REPORT

Address	Bedrooms	Type	Price	Sold
 33 Shakespeare Av Mooroolbark	3	House	\$900,000	26 May 2026
 1/3 Wallace Way Mooroolbark	3	House	\$840,000	26 May 2026
 36 Barker Dr Mooroolbark	3	House	\$1,060,000	25 May 2026
 45 Meadowlark La Mooroolbark	3	House	\$850,000	25 May 2026
 66 Savanna Dr Mooroolbark	4	House	\$1,340,000	23 May 2026
 11 Thornton Ct Mooroolbark	4	House	\$875,000	23 May 2026
 50 Kipling Av Mooroolbark	4	House	\$950,000	21 May 2026
 46 Wandana Cr Mooroolbark	3	House	\$995,000	21 May 2026
 55 Croydondale Dr Mooroolbark	3	House	\$802,000	20 May 2026
 22 Wallace Way Mooroolbark	4	House	\$1,045,000	19 May 2026



Jellis Craig Mooroolbark
46-52 Brice Avenue, Mooroolbark
(03) 9726 8888

Jellis Craig acknowledges and pays our respects to the Bunurong People, the Wadawurrung People, the Dja Dja Wurrung People and the Wurundjeri People as the Traditional Owners and original custodians of the lands on which Jellis Craig operates.

Data is current as of PDF generation date 01/07/2026

- 1 Property Data Online, updated quarterly for the past 12 months
- 2 Property Data Online, updated daily for the past 12 months
- 3 Property Data Online, updated daily for the past quarter
- 4 Jellis Craig's average inspection attendance per listing (houses) over the last 12 months, updated daily
- 5 2021 Australian Census
- 6 Property Data Online, updated daily

This publication contains data, analytics, statistics and other information supplied by PROPERTYDATAONLINE PTY LTD (PropertyData). The data provided in this publication is of a general nature and should not be construed as specific advice or relied upon in lieu of appropriate professional advice.

PropertyData relies upon data supplied by third parties and while the data is checked and reviewed, PropertyData does not warrant the accuracy or completeness of the information to the full extent permitted by the law and excludes all loss or damage howsoever arising (including through negligence) in connection with the data supplied by PropertyData. The State of Victoria owns the copyright in the Property Sales Data and reproduction of that data in any way without the consent of the State of Victoria will constitute a breach of the Copyright Act 1968 (cth). The State of Victoria does not warrant the accuracy or completeness of the Property Sales Data and any person using or relying upon such information does so on the basis that the State of Victoria accepts no responsibility or liability whatsoever for any errors, faults, defects or omissions in the information supplied.