



Mooroolbark

Suburb Report



Your connection to property insights



JellisCraig

MOOROOLBARK SUBURB REPORT

Median house price¹

Median

\$900k

Quarterly price change

2.27% ↑

Median unit price¹

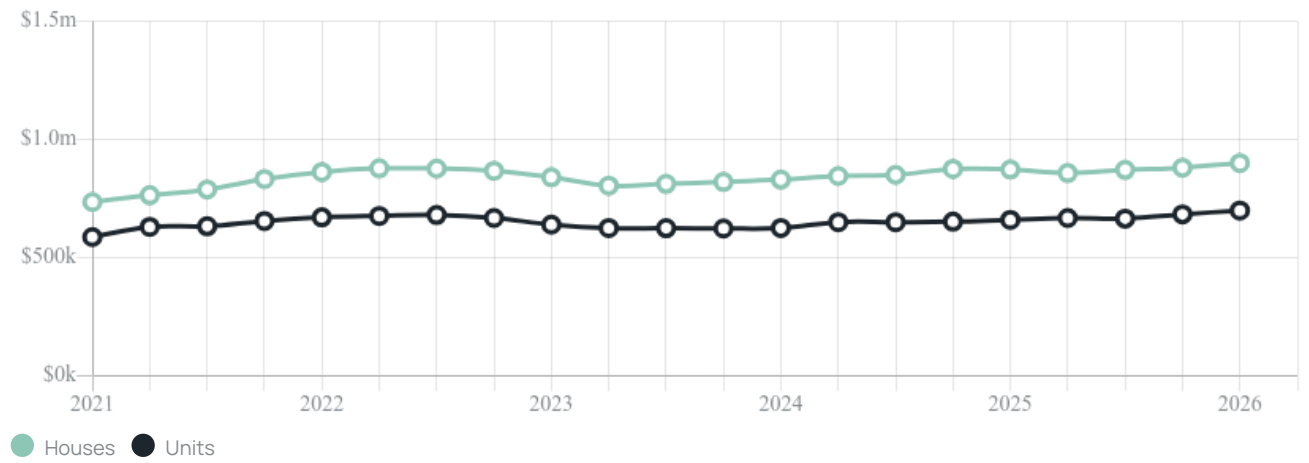
Median

\$700k

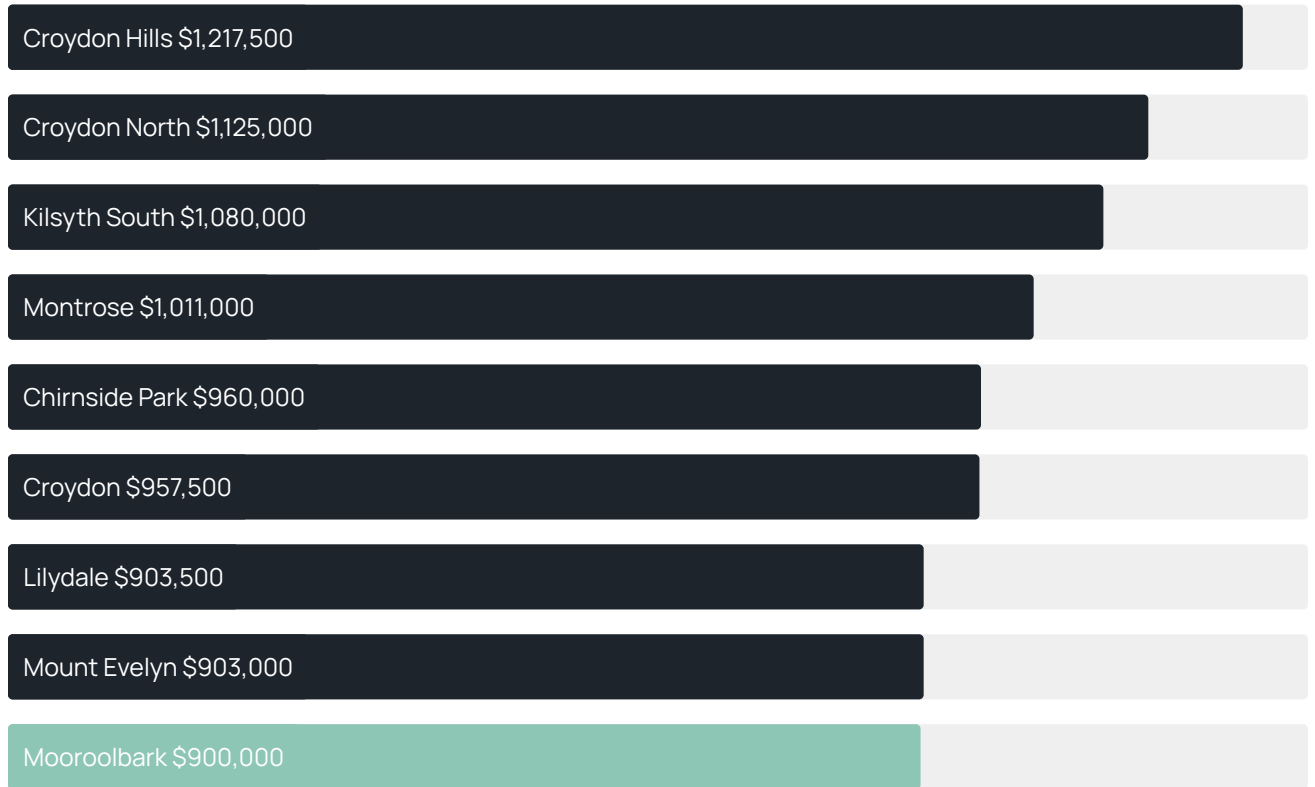
Quarterly price change

2.41% ↑

Quarterly price change¹



Median house price¹



Median unit price¹



Sale method²



● Auction 8%
● Private 92%

Auction clearance rate³

77.78%

Median days on market³

22 days

Jellis Craig average inspection attendance per listing⁴

22 groups

Average hold period¹

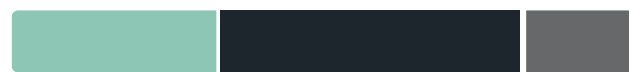
7.7 years

Dwelling type⁵



● Houses 95% ● Units 5%

Ownership⁵



● Owned outright 34% ● Mortgaged 49% ● Rented 18%

Population⁵

23,059

Median asking rent¹

\$640 per week

Population growth⁵

4.97%

Rental yield¹

3.56%

Median age⁵

37 years











Median household size⁵

2.8 people











MOOROOLBARK SUBURB REPORT

Recent Mooroolbark sales











Discover a snapshot of the most recent results for this suburb, to view the full 12 months of sales history, please go to jellisraig.com.au/suburb-reports

Address	Bedrooms	Type	Price	Sold
 12 Orrong Rd Mooroolbark	4	House	\$848,000	28 Apr 2026
 40 Longfellow Av Mooroolbark	3	House	\$800,000	25 Apr 2026
 13 Huntly Av Mooroolbark	5	House	\$1,320,000	25 Apr 2026
 1 Ventral Wlk Mooroolbark	3	Townhouse	\$708,000	25 Apr 2026
 6/208 Hull Rd Mooroolbark	2	Unit	\$680,000	22 Apr 2026
 6 Monomeith St Mooroolbark	3	House	\$795,000	22 Apr 2026
 9 Dennis Ct Mooroolbark	3	House	\$831,000	21 Apr 2026
 4/96 Sherlock Rd Mooroolbark	2	Unit	\$555,000	21 Apr 2026
 11 Kipling Av Mooroolbark	4	House	\$800,000	20 Apr 2026
 4/17 Felix Gr Mooroolbark	3	House	\$842,000	15 Apr 2026

MOOROOLBARK SUBURB REPORT

Address	Bedrooms	Type	Price	Sold
 17 Larnook Cr Mooroolbark	4	House	\$820,000	10 Apr 2026
 21 Whernside Ct Mooroolbark	4	House	\$1,080,000	09 Apr 2026
 259 Manchester Rd Mooroolbark	3	House	\$730,000	09 Apr 2026
 7 Coolaroo Ct Mooroolbark	4	House	\$990,000	09 Apr 2026
 62 Greenslopes Dr Mooroolbark	4	House	\$875,000	09 Apr 2026
 18 Alford Av Mooroolbark	5	House	\$1,400,000	08 Apr 2026
 353a Hull Rd Mooroolbark	3	House	\$825,000	02 Apr 2026
 3/88 Winyard Dr Mooroolbark	3	Townhouse	\$695,000	02 Apr 2026
 31 Chevalier Cr Mooroolbark	3	House	\$995,000	02 Apr 2026
 37 Shirley St Mooroolbark	4	House	\$838,000	01 Apr 2026

MOOROOLBARK SUBURB REPORT

Address	Bedrooms	Type	Price	Sold
 17 Wyuna Wlk Mooroolbark	4	House	\$1,200,000	31 Mar 2026
 71 Cardigan Rd Mooroolbark	3	House	\$767,500	27 Mar 2026
 37 Blue Ridge Dr Mooroolbark	4	House	\$1,250,000	27 Mar 2026
 8 French Cl Mooroolbark	4	House	\$1,100,000	26 Mar 2026
 35 Diane Cr MOOROOLBARK	3	House	\$786,000	25 Mar 2026
 65 Kipling Av Mooroolbark	3	House	\$846,000	25 Mar 2026
 8 Yellow Gum Cr Mooroolbark	3	Townhouse	\$783,000	24 Mar 2026
 2 Terra Rossa Ct Mooroolbark	3	House	\$1,160,000	22 Mar 2026
 32 Chevalier Cr Mooroolbark	4	House	\$1,015,000	21 Mar 2026
 46 Summerhill Park Dr Mooroolbark	4	House	\$1,490,000	20 Mar 2026



Jellis Craig Mooroolbark
46-52 Brice Avenue, Mooroolbark
(03) 9726 8888

Jellis Craig acknowledges and pays our respects to the Bunurong People, the Wadawurrung People, the Dja Dja Wurrung People and the Wurundjeri People as the Traditional Owners and original custodians of the lands on which Jellis Craig operates.

Data is current as of PDF generation date 01/05/2026

- 1 Property Data Online, updated quarterly for the past 12 months
- 2 Property Data Online, updated daily for the past 12 months
- 3 Property Data Online, updated daily for the past quarter
- 4 Jellis Craig's average inspection attendance per listing (houses) over the last 12 months, updated daily
- 5 2021 Australian Census
- 6 Property Data Online, updated daily

This publication contains data, analytics, statistics and other information supplied by PROPERTYDATAONLINE PTY LTD (PropertyData). The data provided in this publication is of a general nature and should not be construed as specific advice or relied upon in lieu of appropriate professional advice.

PropertyData relies upon data supplied by third parties and while the data is checked and reviewed, PropertyData does not warrant the accuracy or completeness of the information to the full extent permitted by the law and excludes all loss or damage howsoever arising (including through negligence) in connection with the data supplied by PropertyData. The State of Victoria owns the copyright in the Property Sales Data and reproduction of that data in any way without the consent of the State of Victoria will constitute a breach of the Copyright Act 1968 (cth). The State of Victoria does not warrant the accuracy or completeness of the Property Sales Data and any person using or relying upon such information does so on the basis that the State of Victoria accepts no responsibility or liability whatsoever for any errors, faults, defects or omissions in the information supplied.