

JellisCraig

MORNINGTON

Suburb Report

Know your neighbourhood.



MORNINGTON SUBURB REPORT

Median House Price*

Median

\$1.09m

Quarterly Price Change

1.77% ↑

Median Unit Price*

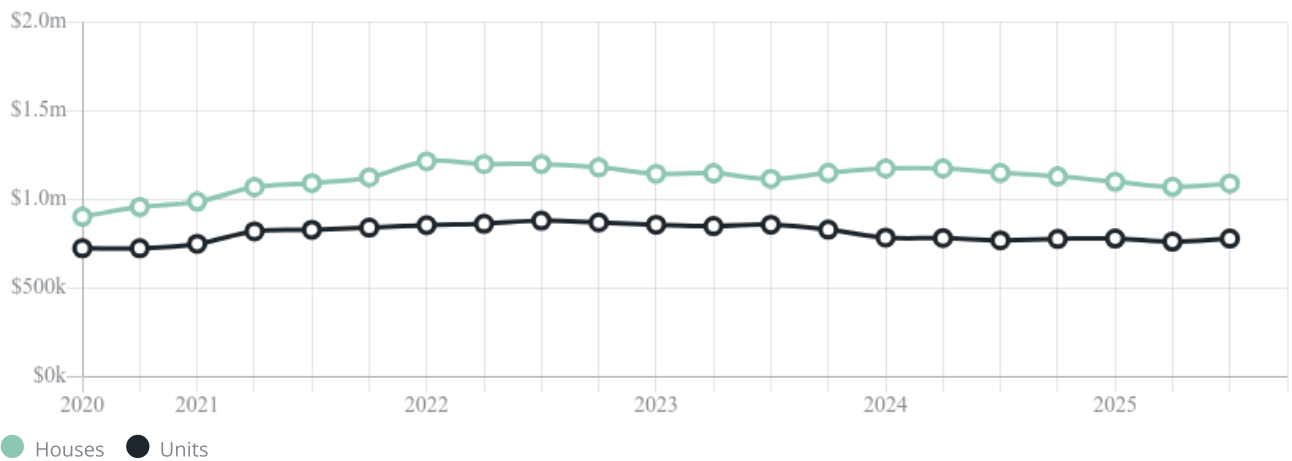
Median

\$780k

Quarterly Price Change

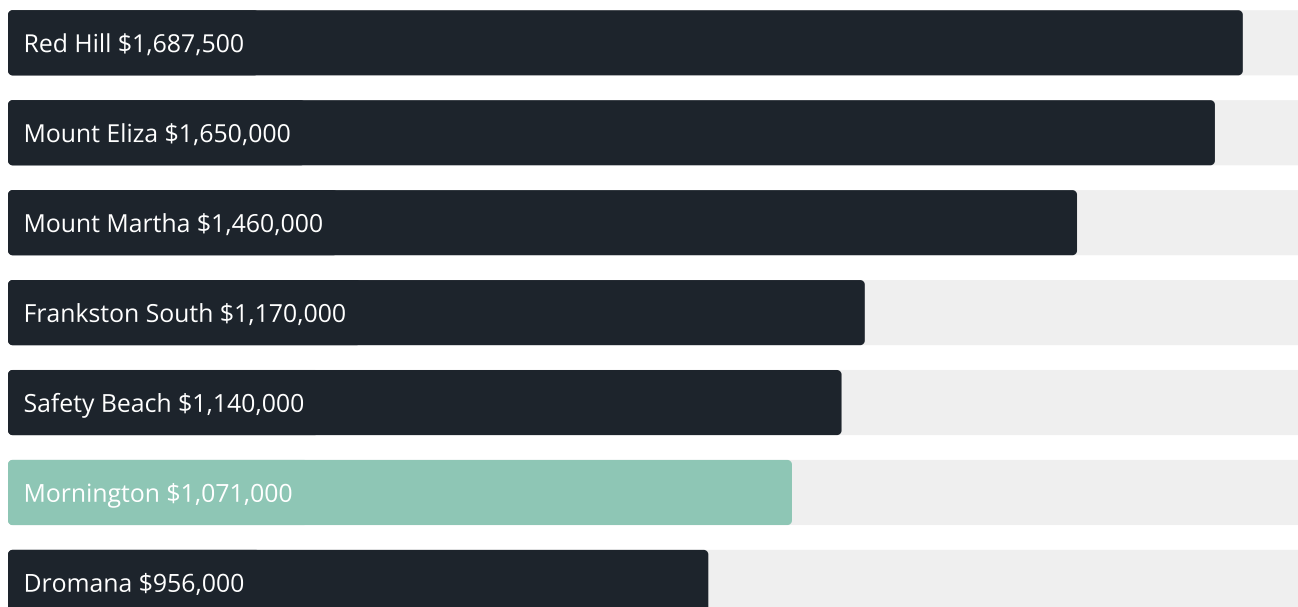
2.36% ↑

Quarterly Price Change*



MORNINGTON SUBURB REPORT

Median House Sale Price^{*}



Median Unit Sale Price^{*}



MORNINGTON SUBURB REPORT

Sale Method*



● Auction 11%
● Private 89%

Auction Clearance Rate*

77.78%

Median Days on Market^

29 days

Average Hold Period*

6.3 years

Dwelling Type^



● Houses 77% ● Units 23%

Ownership^



● Owned Outright 46% ● Mortgaged 35% ● Rented 19%

Population^

25,759

Median Asking Rent per week*

\$695

Population Growth^

0

Rental Yield*

3.11%

Median Age^











50 years

Median Household Size^











2.3 people

MORNINGTON SUBURB REPORT











Discover a snapshot of the most recent results for this suburb, to view the full 12 months of sales history, please go to jellisicraig.com.au/suburbinsights

Address	Bedrooms	Type	Price	Sold
 6 Padua Dr Mornington	3	House	\$1,155,000	31 Dec 2025
 2/30 Maxwell St Mornington	3	Unit	\$860,000	22 Dec 2025
 1/19 Bedford Pl Mornington	3	Townhouse	\$810,000	19 Dec 2025
 18a Naples St Mornington	3	House	\$1,270,000	19 Dec 2025
 10 Gilga St Mornington	3	House	\$680,000	18 Dec 2025
 3/6 Nelson St Mornington	3	Townhouse	\$850,000	16 Dec 2025
 10 George St Mornington	3	House	\$1,340,000	14 Dec 2025
 2 Bayview Rd Mornington	3	House	\$780,000	13 Dec 2025
 40 Macdonald Gr Mornington	3	House	\$930,000	12 Dec 2025
 158/98 Bungower Rd Mornington	2	House	\$330,000	12 Dec 2025

MORNINGTON SUBURB REPORT

Address	Bedrooms	Type	Price	Sold
 112 Prince St Mornington	3	House	\$1,170,000	12 Dec 2025
 23 Turnbull St Mornington	2	Unit	\$825,000	12 Dec 2025
 31 Robertson Dr MORNINGTON	3	House	\$830,000	11 Dec 2025
 850 Nepean Hwy Mornington	3	House	\$900,000	10 Dec 2025
 4a Grange Rd Mornington	4	House	\$2,740,000	08 Dec 2025
 4 Glendenning Rise Mornington	4	House	\$1,100,000	06 Dec 2025
 14 Nelson St Mornington	4	House	\$1,988,000	05 Dec 2025
 60 Shandon St Mornington	4	House	\$1,220,000	05 Dec 2025
 2/89 Barkly St MORNINGTON	2	Unit	\$780,000	05 Dec 2025
 8 Sanderling Cr Mornington	3	House	\$785,111	05 Dec 2025

MORNINGTON SUBURB REPORT

Address	Bedrooms	Type	Price	Sold
 17a Seaton Rd Mornington	4	House	\$2,035,000	05 Dec 2025
 14 Morven St MORNINGTON	4	House	\$2,300,000	01 Dec 2025
 22 Napier St Mornington	3	House	\$1,100,000	01 Dec 2025
 18 Downward St Mornington	3	House	\$1,091,000	30 Nov 2025
 13 Northcote Tce Mornington	3	House	\$1,825,000	29 Nov 2025
 11 Allison St Mornington	4	House	\$1,005,000	28 Nov 2025
 20 Glendenning Rise Mornington	4	House	\$1,115,000	26 Nov 2025
 20 Bedford Pl Mornington	4	House	\$1,040,000	25 Nov 2025
 759-760 Esplanade Mornington	5	House	\$3,350,000	22 Nov 2025
 17 Marino Ct Mornington	3	House	\$1,050,000	22 Nov 2025



jellisraig.com.au

Data is current as of PDF generation date 01/01/2026

* Updated Quarterly for the past 12 months

^ Updated daily for the past quarter

~ Updated daily: 33 recent results.

This publication contains data, analytics, statistics and other information supplied by PROPERTYDATAONLINE PTY LTD (PropertyData). The data provided in this publication is of a general nature and should not be construed as specific advice or relied upon in lieu of appropriate professional advice.

PropertyData relies upon data supplied by third parties and while the data is checked and reviewed, PropertyData does not warrant the accuracy or completeness of the information to the full extent permitted by the law and excludes all loss or damage howsoever arising (including through negligence) in connection with the data supplied by PropertyData. The State of Victoria owns the copyright in the Property Sales Data and reproduction of that data in any way without the consent of the State of Victoria will constitute a breach of the Copyright Act 1968 (cth). The State of Victoria does not warrant the accuracy or completeness of the Property Sales Data and any person using or relying upon such information does so on the basis that the State of Victoria accepts no responsibility or liability whatsoever for any errors, faults, defects or omissions in the information supplied.