



Mount Clear

Suburb Report



Your connection to property insights



JellisCraig

MOUNT CLEAR SUBURB REPORT

Median house price¹

Median

\$569k

Quarterly price change

5.37% ↑

Median unit price¹

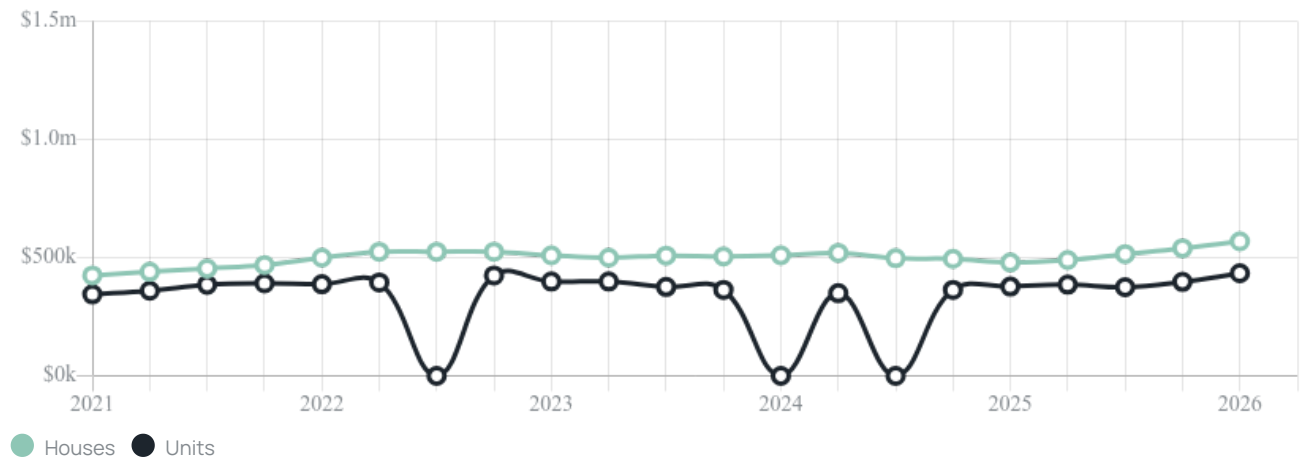
Median

\$434k

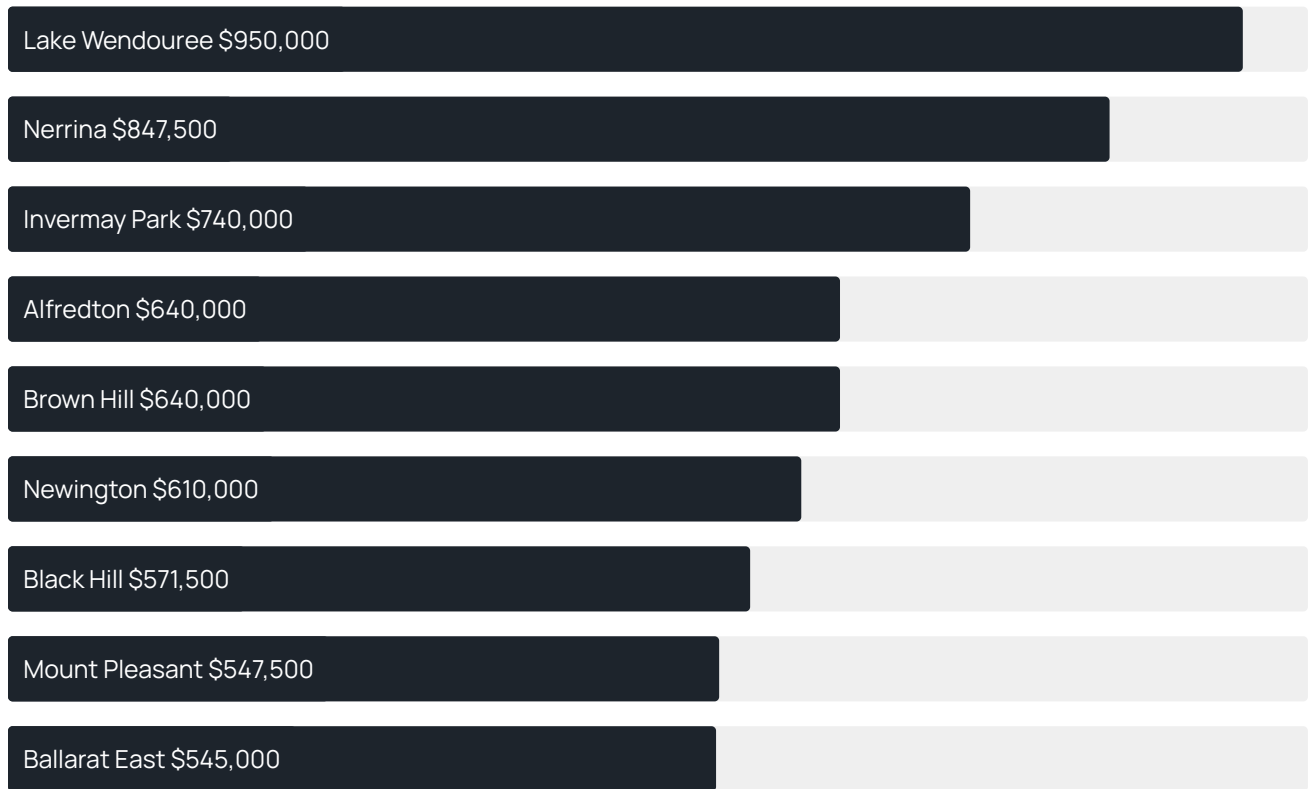
Quarterly price change

9.18% ↑

Quarterly price change¹



Median house price¹



Median unit price¹



Sale method²



● Auction 9%
● Private 91%

Auction clearance rate³

100%

Median days on market³

26 days

Average hold period¹

5.3 years

Dwelling type⁵



● Houses 75% ● Units 25%

Ownership⁵



● Owned outright 34% ● Mortgaged 38% ● Rented 28%

Population⁵

3,671

Median asking rent¹

\$430 per week

Population growth⁵

8.29%

Rental yield¹

4.26%

Median age⁵

37 years











Median household size⁵

2.5 people











MOUNT CLEAR SUBURB REPORT

Recent Mount Clear sales











Discover a snapshot of the most recent results for this suburb, to view the full 12 months of sales history, please go to jellisraig.com.au/suburb-reports

Address	Bedrooms	Type	Price	Sold
 37 Hermitage Av Mount Clear	4	House	\$950,000	30 Apr 2026
 20 Melvyn Cr Mount Clear	3	House	\$531,000	11 Apr 2026
 3/209 Tinworth Av Mount Clear	2	Unit	\$430,000	03 Apr 2026
 1302 Geelong Rd MOUNT CLEAR	3	House	\$650,000	26 Mar 2026
 2/1127 Geelong Rd MOUNT CLEAR	2	Flat/Unit/Apartment	\$415,000	24 Mar 2026
 206-208 Lylia Av Mount Clear	5	House	\$800,000	18 Mar 2026
 2/3 Cartledge Av Mount Clear	3	House	\$508,000	17 Mar 2026
 8 Mansfield Av Mount Clear	3	House	\$598,000	11 Mar 2026
 21 Marina Dr Mount Clear	4	House	\$680,000	04 Mar 2026
 11/146 Mansfield Av Mount Clear	3	Unit	\$515,000	04 Mar 2026

MOUNT CLEAR SUBURB REPORT

Address	Bedrooms	Type	Price	Sold
 17 Tinworth Av Mount Clear	4	House	\$795,000	26 Feb 2026
 3 Creek View Cl Mount Clear	4	House	\$590,000	16 Feb 2026
 35 Lucia Cr Mount Clear	3	Flat/Unit/Apartment	\$550,000	16 Feb 2026
 11 Recreation Rd MOUNT CLEAR	4	House	\$555,000	13 Feb 2026
 27 Lucia Cr Mount Clear	4	Flat/Unit/Apartment	\$550,000	11 Feb 2026
 22 Lucia Cr Mount Clear	3	Flat/Unit/Apartment	\$540,000	09 Feb 2026
 4 Soyuz Ct Mount Clear	1	House	\$475,000	07 Feb 2026
 2/3 Regency Dr Mount Clear	2	Unit	\$450,000	05 Feb 2026
 40 Olympic Av Mount Clear	4	House	\$675,000	04 Feb 2026
 8 Barrington Ct Mount Clear	4	House	\$680,000	03 Feb 2026

MOUNT CLEAR SUBURB REPORT

Address	Bedrooms	Type	Price	Sold
 8 The Gums Mount Clear	4	House	\$700,000	31 Jan 2026
 3/1120 Geelong Rd Mount Clear	2	Townhouse	\$440,000	30 Jan 2026
 4 Carinda Ct Mount Clear	4	House	\$685,000	22 Jan 2026
 12/1006 Geelong Rd Mount Clear	2	Flat/Unit/Apartment	\$405,000	22 Jan 2026
 1349 Geelong Rd Mount Clear	3	House	\$511,000	21 Jan 2026
 3/16 Whitehorse Rd Mount Clear	2	Unit	\$375,000	07 Jan 2026
 1135 Geelong Rd Mount Clear	3	House	\$500,000	20 Dec 2025
 88 Hermitage Av Mount Clear	4	House	\$665,000	19 Dec 2025
 50 Cartledge Av Mount Clear	4	House	\$660,000	16 Dec 2025
 3 Parkhaven Ct Mount Clear	3	House	\$650,000	16 Dec 2025



Jellis Craig Ballarat
1211 Sturt Street, Ballarat
03 5329 2500

Jellis Craig acknowledges and pays our respects to the Bunurong People, the Wadawurrung People, the Dja Dja Wurrung People and the Wurundjeri People as the Traditional Owners and original custodians of the lands on which Jellis Craig operates.

Data is current as of PDF generation date 01/05/2026

- 1 Property Data Online, updated quarterly for the past 12 months
- 2 Property Data Online, updated daily for the past 12 months
- 3 Property Data Online, updated daily for the past quarter
- 4 Jellis Craig's average inspection attendance per listing (houses) over the last 12 months, updated daily
- 5 2021 Australian Census
- 6 Property Data Online, updated daily

This publication contains data, analytics, statistics and other information supplied by PROPERTYDATAONLINE PTY LTD (PropertyData). The data provided in this publication is of a general nature and should not be construed as specific advice or relied upon in lieu of appropriate professional advice.

PropertyData relies upon data supplied by third parties and while the data is checked and reviewed, PropertyData does not warrant the accuracy or completeness of the information to the full extent permitted by the law and excludes all loss or damage howsoever arising (including through negligence) in connection with the data supplied by PropertyData. The State of Victoria owns the copyright in the Property Sales Data and reproduction of that data in any way without the consent of the State of Victoria will constitute a breach of the Copyright Act 1968 (cth). The State of Victoria does not warrant the accuracy or completeness of the Property Sales Data and any person using or relying upon such information does so on the basis that the State of Victoria accepts no responsibility or liability whatsoever for any errors, faults, defects or omissions in the information supplied.