



Mount Dandenong Suburb Report

—
Your connection to property insights



JellisCraig

MOUNT DANDENONG SUBURB REPORT

Median house price¹

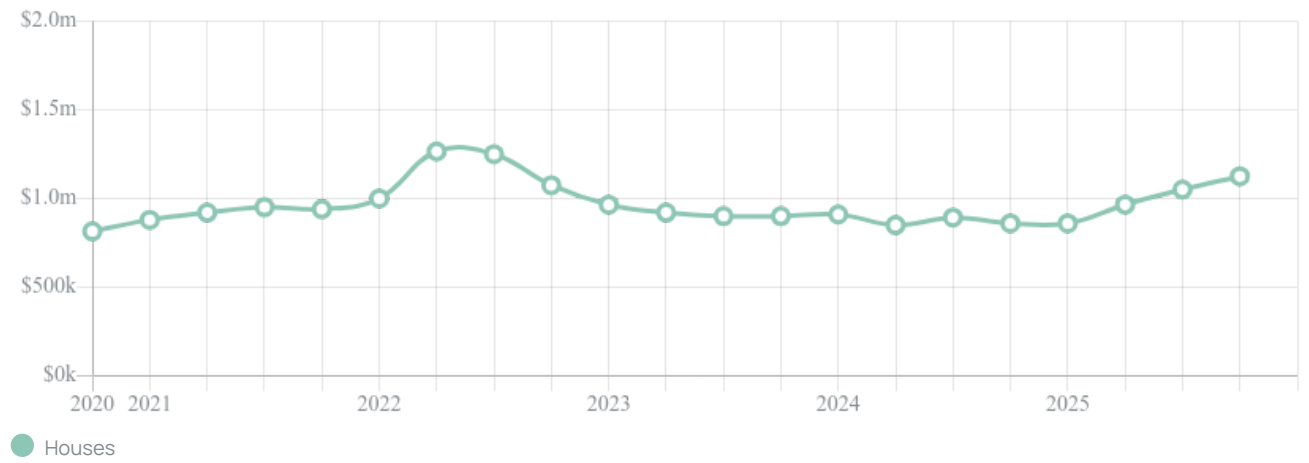
Median

\$1.13m

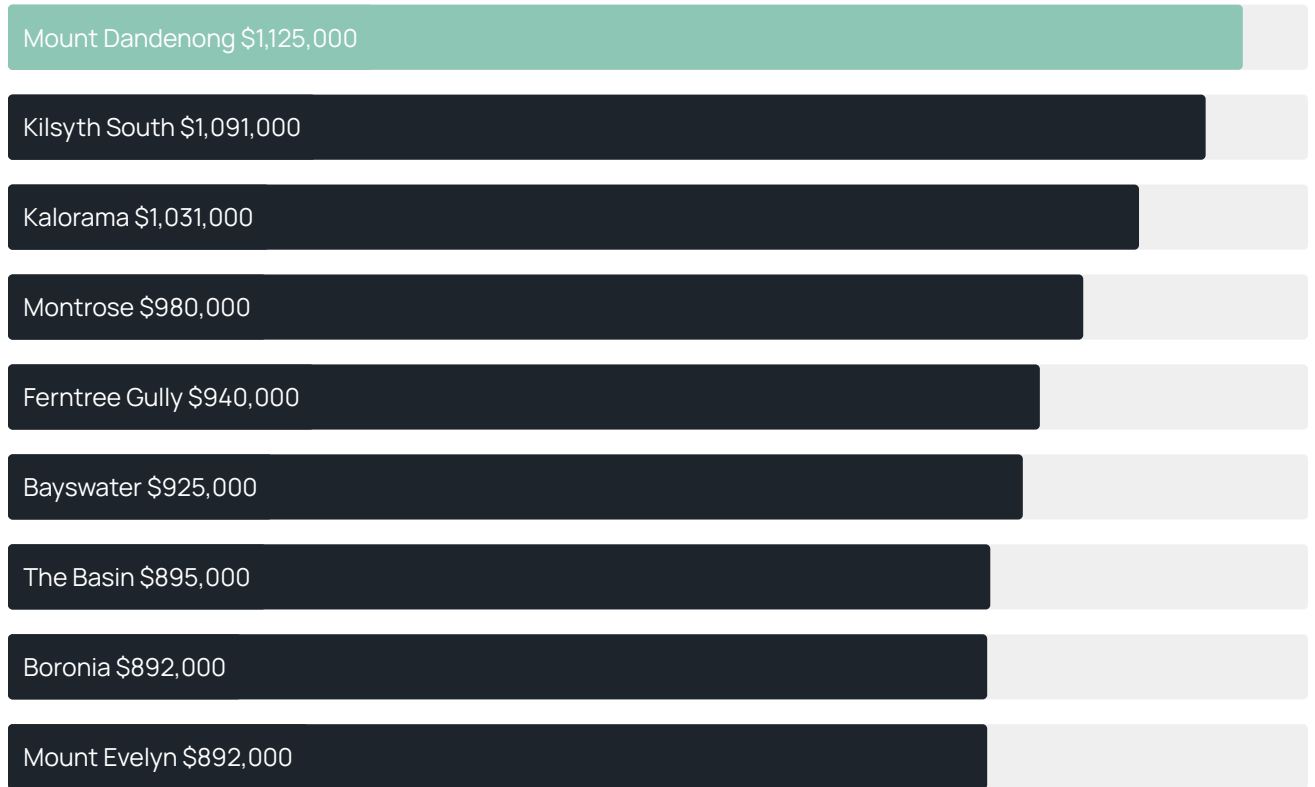
Quarterly price change

7.14% ↑

Quarterly price change¹



Median house price¹



Median unit price¹



Sale method²



● Auction 11%
● Private 89%

Auction clearance rate³

100%

Median days on market³

50 days

Average hold period¹

10.1 years

Dwelling type⁵



● Houses 98% ● Units 2%

Ownership⁵



● Owned outright 42% ● Mortgaged 52% ● Rented 6%

Population⁵

1,271

Median asking rent¹

\$640 per week

Population growth⁵

0

Rental yield¹

3.55%

Median age⁵

45 years











Median household size⁵

2.6 people







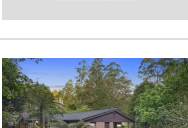

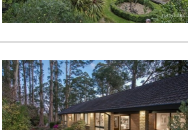
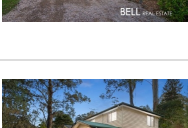
MOUNT DANDENONG SUBURB REPORT

Recent Mount Dandenong sales











Discover a snapshot of the most recent results for this suburb, to view the full 12 months of sales history, please go to jellisraig.com.au/suburb-reports

Address	Bedrooms	Type	Price	Sold
 94 Ridge Rd Mount Dandenong	3	House	\$810,000	07 Mar 2026
 96 Old Coach Rd Mount Dandenong	3	House	\$780,000	28 Feb 2026
 46 Ridge Rd Mount Dandenong	4	House	\$1,420,000	24 Feb 2026
 11 Blythes Rd Mount Dandenong	0	Land	\$405,000	20 Feb 2026
 12 Selwyn La MOUNT DANDENONG	4	House	\$800,000	07 Feb 2026
 7 Campbell Av Mount Dandenong	5	House	\$840,222	05 Feb 2026
 150 Ridge Rd Mount Dandenong	4	House	\$1,320,000	04 Feb 2026
 5 Toorak Rd MOUNT DANDENONG	2	House	\$760,000	27 Jan 2026
 1-3 Fairhaven Rd Mount Dandenong	4	House	\$1,650,000	08 Jan 2026
 12 Campbell Av Mount Dandenong	3	House	\$825,000	18 Dec 2025

MOUNT DANDENONG SUBURB REPORT

Address	Bedrooms	Type	Price	Sold
 135 Ridge Rd Mount Dandenong	4	House	\$1,100,000	08 Dec 2025
 4 Radnor Ct Mount Dandenong	4	House	\$1,185,000	04 Dec 2025
 4 Ornata Rd Mount Dandenong	4	House	\$1,570,000	12 Nov 2025
 8 Blythes Rd Mount Dandenong	4	House	\$1,015,000	10 Nov 2025
 1466 Mt Dandenong Tourist Rd Mount Dandenong	3	House	\$1,300,000	05 Nov 2025
 20 Viola Av Mount Dandenong	5	House	\$1,250,000	01 Nov 2025
 20-22 Viola Av Mount Dandenong	5	House	\$1,250,000	01 Nov 2025
 25 Summerlea Rd Mount Dandenong	4	House	\$1,000,000	29 Oct 2025
 8-10 Bonnie View Rd Mount Dandenong	3	House	\$1,140,000	28 Oct 2025
 7 Fern Glen Av Mount Dandenong	7	House	\$1,210,000	16 Sep 2025

MOUNT DANDENONG SUBURB REPORT

Address	Bedrooms	Type	Price	Sold
 1 Observatory Rd Mount Dandenong	4	House	\$2,200,000	23 Aug 2025
 24-28 Summerlea Rd Mount Dandenong	5	House	\$1,250,000	06 Aug 2025
 24 Summerlea Rd Mount Dandenong	4	House	\$1,250,000	06 Aug 2025
 9 Ann Ct Mount Dandenong	4	House	\$850,000	05 Aug 2025
 85-91 Ridge Rd Mount Dandenong	4	House	\$1,710,000	17 Jul 2025
 31 Yarrabee Rd Mount Dandenong	5	House	\$1,200,000	16 Jul 2025
 27 Yarrabee Rd Mount Dandenong	2	House	\$545,000	05 Jul 2025
 1422 Mt Dandenong Tourist Rd Mount Dandenong	4	House	\$1,430,000	04 Jun 2025
 3 Farndons Rd Mount Dandenong	4	House	\$815,000	30 May 2025
 2-4 Bonnie View Rd Mount Dandenong	3	House	\$1,270,000	28 May 2025



Jellis Craig acknowledges and pays our respects to the Bunurong People, the Wadawurrung People, the Dja Dja Wurrung People and the Wurundjeri People as the Traditional Owners and original custodians of the lands on which Jellis Craig operates.

Data is current as of PDF generation date 01/04/2026

- 1 Property Data Online, updated quarterly for the past 12 months
- 2 Property Data Online, updated daily for the past 12 months
- 3 Property Data Online, updated daily for the past quarter
- 4 Jellis Craig's average inspection attendance per listing (houses) over the last 12 months, updated daily
- 5 2021 Australian Census
- 6 Property Data Online, updated daily

This publication contains data, analytics, statistics and other information supplied by PROPERTYDATAONLINE PTY LTD (PropertyData). The data provided in this publication is of a general nature and should not be construed as specific advice or relied upon in lieu of appropriate professional advice.

PropertyData relies upon data supplied by third parties and while the data is checked and reviewed, PropertyData does not warrant the accuracy or completeness of the information to the full extent permitted by the law and excludes all loss or damage howsoever arising (including through negligence) in connection with the data supplied by PropertyData. The State of Victoria owns the copyright in the Property Sales Data and reproduction of that data in any way without the consent of the State of Victoria will constitute a breach of the Copyright Act 1968 (cth). The State of Victoria does not warrant the accuracy or completeness of the Property Sales Data and any person using or relying upon such information does so on the basis that the State of Victoria accepts no responsibility or liability whatsoever for any errors, faults, defects or omissions in the information supplied.