



Mount Eliza

Suburb Report



Your connection to property insights



JellisCraig

MOUNT ELIZA SUBURB REPORT

Median house price¹

Median

\$1.74m

Quarterly price change

5.45% ↑

Median unit price¹

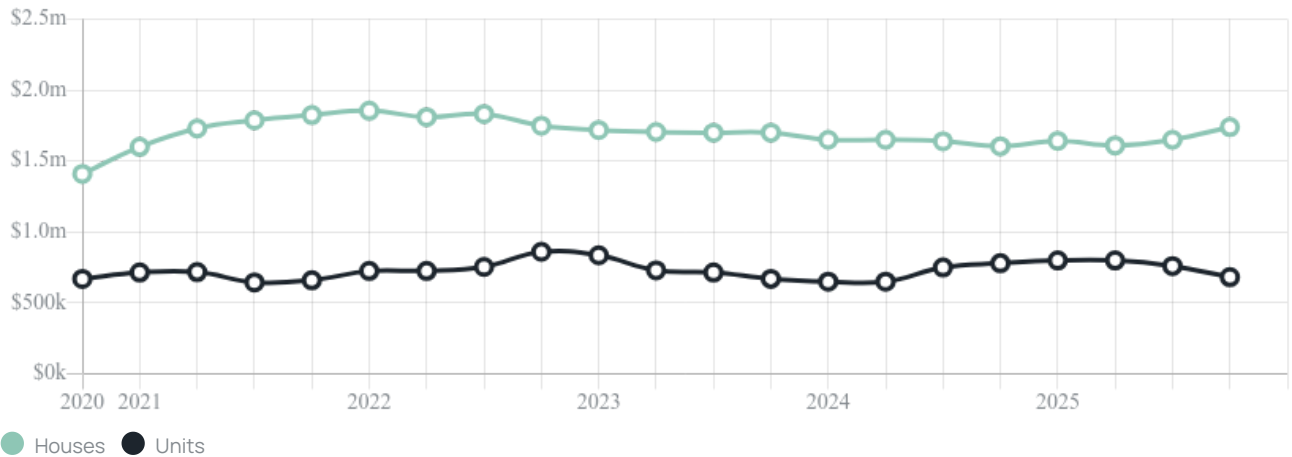
Median

\$682k

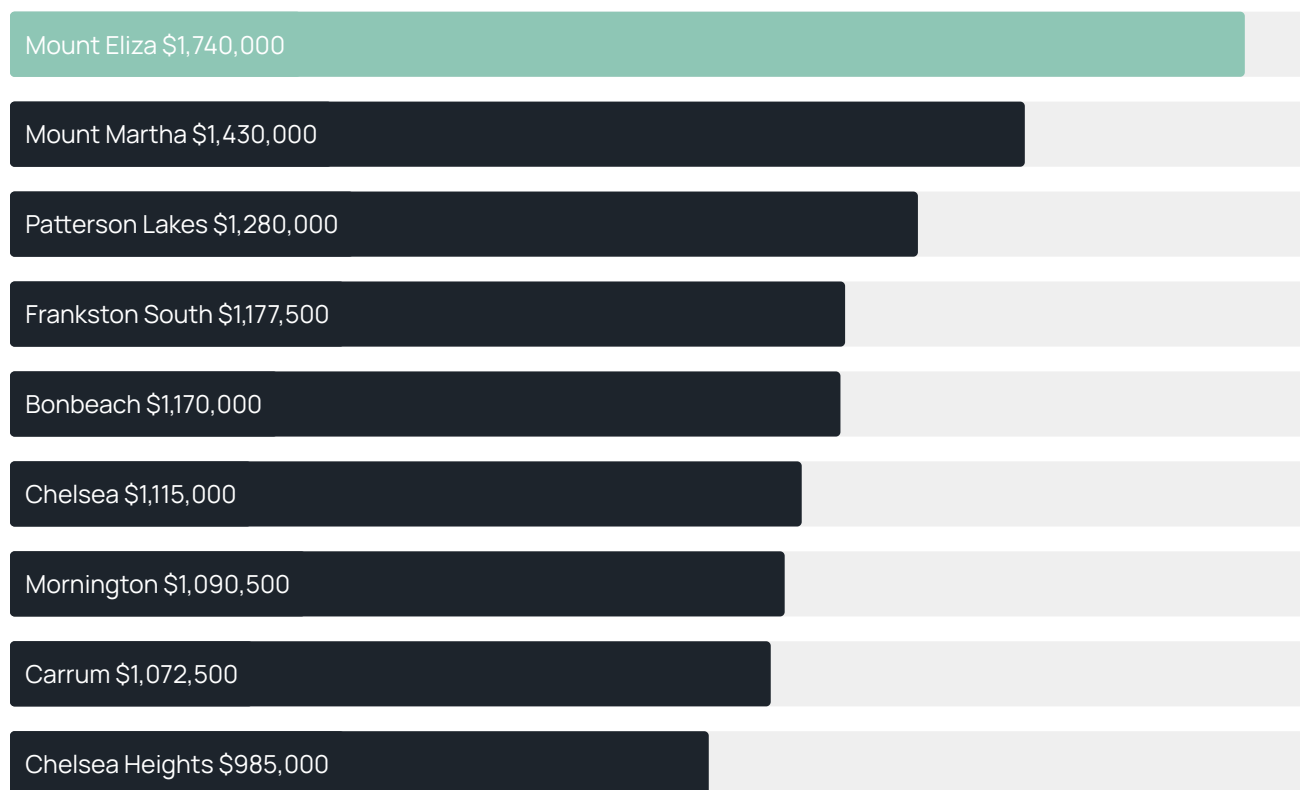
Quarterly price change

-10.32% ↓

Quarterly price change¹



MOUNT ELIZA SUBURB REPORT

Median house price¹Median unit price¹

Sale method²

● Auction 2%
● Private 98%

Auction clearance rate³

100%

Median days on market³

43 days

Average hold period¹

6.3 years

Dwelling type⁵

● Houses 92% ● Units 8%

Ownership⁵

● Owned outright 47% ● Mortgaged 46% ● Rented 7%

Population⁵

18,734

Median asking rent¹

\$980 per week

Population growth⁵

0

Rental yield¹

2.87%

Median age⁵

45 years











Median household size⁵

2.8 people











MOUNT ELIZA SUBURB REPORT

Recent Mount Eliza sales











Discover a snapshot of the most recent results for this suburb, to view the full 12 months of sales history, please go to jellisicraig.com.au/suburb-reports

Address	Bedrooms	Type	Price	Sold
 152 Humphries Rd Mount Eliza	5	House	\$1,810,000	21 Jan 2026
 19 Mount Eliza Way Mount Eliza	5	House	\$1,910,000	17 Jan 2026
 148 Moorooduc Hwy Mount Eliza	3	House	\$1,300,000	14 Jan 2026
 126 Baden Powell Dr Mount Eliza	4	House	\$1,570,000	02 Jan 2026
 7/2 Coonara Av Mount Eliza	2	House	\$645,000	26 Dec 2025
 57-59 Station St Mount Eliza	5	House	\$1,880,000	22 Dec 2025
 1350 Nepean Hwy Mount Eliza	4	House	\$990,000	22 Dec 2025
 45a Old Mornington Rd Mount Eliza	4	House	\$3,450,000	20 Dec 2025
 9/151 Mount Eliza Way Mount Eliza	1	Flat/Unit/Apartment	\$370,000	19 Dec 2025
 29 Old Mornington Rd Mount Eliza	4	House	\$2,695,000	17 Dec 2025

MOUNT ELIZA SUBURB REPORT

Address	Bedrooms	Type	Price	Sold
 4-6 Rannoch Av Mount Eliza	5	House	\$3,850,000	11 Dec 2025
 3 Stevenson Ct Mount Eliza	3	House	\$1,527,500	09 Dec 2025
 2 Petrel Cl MOUNT ELIZA	3	House	\$1,000,000	09 Dec 2025
 1/2 Moorgate Av Mount Eliza	3	Flat/Unit/Apartment	\$430,000	09 Dec 2025
 9a Glen Shian Cr Mount Eliza	4	House	\$4,050,000	07 Dec 2025
 14 Sunset Cr Mount Eliza	5	House	\$1,700,000	05 Dec 2025
 6 Parklands Gr Mount Eliza	4	House	\$1,295,000	02 Dec 2025
 7/6 Coonara Av MOUNT ELIZA	2	Unit	\$607,000	02 Dec 2025
 7 Meadow La Mount Eliza	5	House	\$1,828,000	01 Dec 2025
 2 Penny La Mount Eliza	4	House	\$2,350,000	29 Nov 2025

MOUNT ELIZA SUBURB REPORT

Address	Bedrooms	Type	Price	Sold
 44 Mountain View Rd Mount Eliza	4	House	\$1,202,000	25 Nov 2025
 7 Autumn Cr Mount Eliza	3	House	\$1,355,000	25 Nov 2025
 7 Waringa Cr Mount Eliza	3	House	\$1,179,000	25 Nov 2025
 6/36 Clarkestown Av Mount Eliza	2	House	\$850,000	24 Nov 2025
 6 Brighton Cr Mount Eliza	3	House	\$875,000	22 Nov 2025
 25 Attunga Way MOUNT ELIZA	4	House	\$1,950,000	21 Nov 2025
 8 Dueran St Mount Eliza	3	House	\$1,260,000	19 Nov 2025
 104 Banool Cr Mount Eliza	4	House	\$1,195,000	19 Nov 2025
 54 Mountain View Rd Mount Eliza	4	House	\$1,420,000	17 Nov 2025
 47 Bareena Dr Mount Eliza	3	House	\$1,100,000	14 Nov 2025



Jellis Craig acknowledges and pays our respects to the Bunurong People, the Wadawurrung People, the Dja Dja Wurrung People and the Wurundjeri People as the Traditional Owners and original custodians of the lands on which Jellis Craig operates.

Data is current as of PDF generation date 01/02/2026

1 Property Data Online, updated quarterly for the past 12 months

2 Property Data Online, updated daily for the past 12 months

3 Property Data Online, updated daily for the past quarter

4 Jellis Craig's average inspection attendance per listing (houses) over the last 12 months, updated daily

5 2021 Australian Census

6 Property Data Online, updated daily

This publication contains data, analytics, statistics and other information supplied by PROPERTYDATAONLINE PTY LTD (PropertyData). The data provided in this publication is of a general nature and should not be construed as specific advice or relied upon in lieu of appropriate professional advice.

PropertyData relies upon data supplied by third parties and while the data is checked and reviewed, PropertyData does not warrant the accuracy or completeness of the information to the full extent permitted by the law and excludes all loss or damage howsoever arising (including through negligence) in connection with the data supplied by PropertyData. The State of Victoria owns the copyright in the Property Sales Data and reproduction of that data in any way without the consent of the State of Victoria will constitute a breach of the Copyright Act 1968 (cth). The State of Victoria does not warrant the accuracy or completeness of the Property Sales Data and any person using or relying upon such information does so on the basis that the State of Victoria accepts no responsibility or liability whatsoever for any errors, faults, defects or omissions in the information supplied.