



Mount Evelyn

Suburb Report



Your connection to property insights



JellisCraig

MOUNT EVELYN SUBURB REPORT

Median house price¹

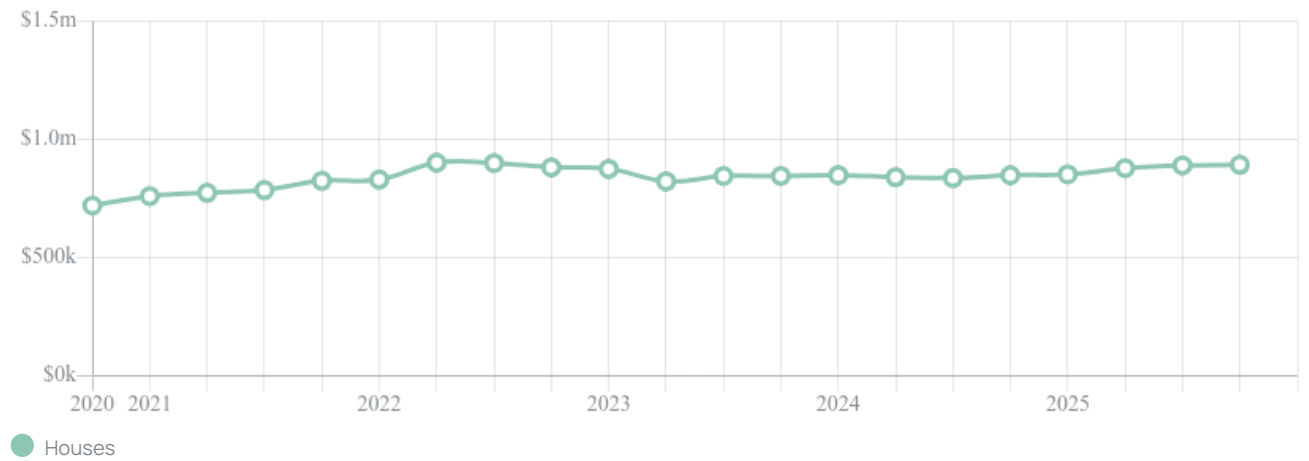
Median

\$892k

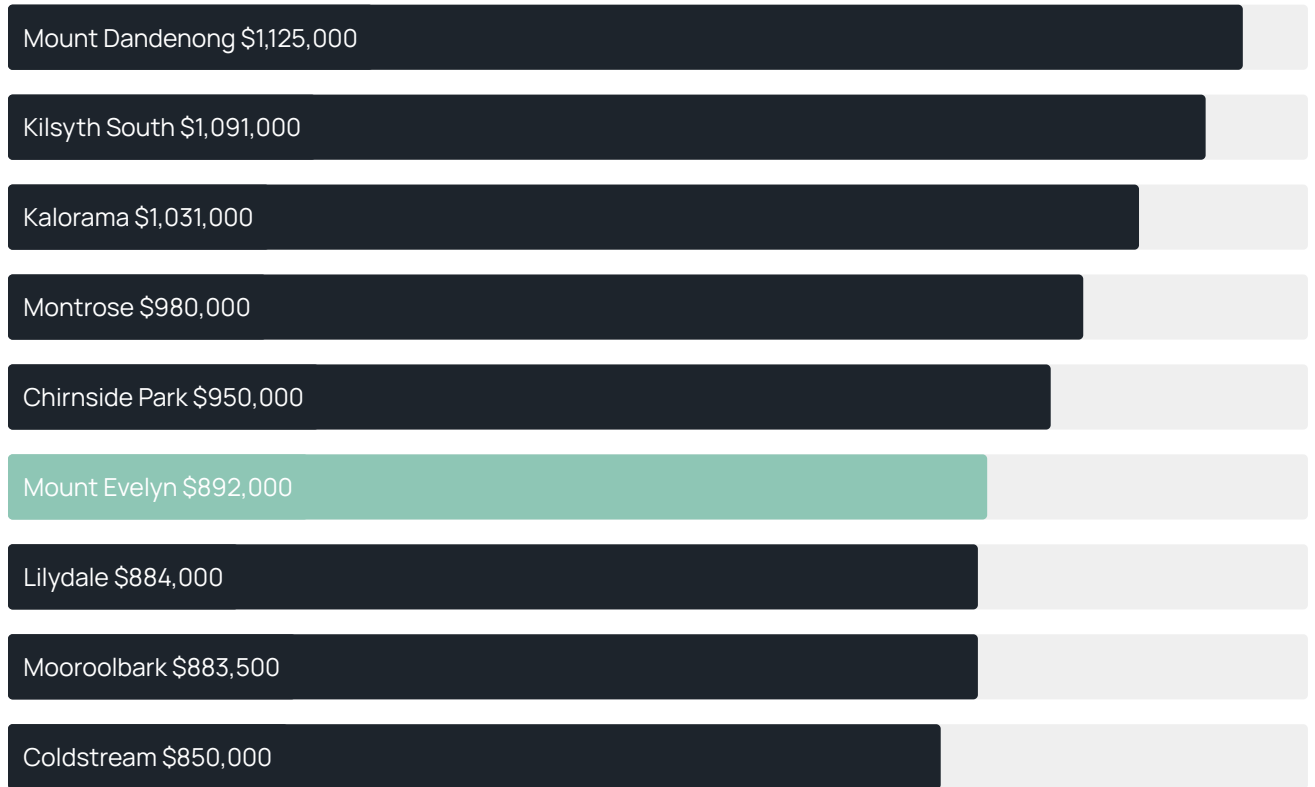
Quarterly price change

0.22% ↑

Quarterly price change¹



Median house price¹



Median unit price¹



Sale method²



- Auction 8%
- Private 92%

Auction clearance rate³

100%

Median days on market³

16 days

Average hold period¹

7.5 years

Dwelling type⁵



- Houses 98%
- Units 2%

Ownership⁵



- Owned outright 34%
- Mortgaged 60%
- Rented 5%

Population⁵

9,799

Median asking rent¹

\$590 per week

Population growth⁵

0

Rental yield¹

3.61%

Median age⁵

38 years











Median household size⁵

2.8 people











MOUNT EVELYN SUBURB REPORT

Recent Mount Evelyn sales











Discover a snapshot of the most recent results for this suburb, to view the full 12 months of sales history, please go to jellisraig.com.au/suburb-reports

Address	Bedrooms	Type	Price	Sold
 48 Birmingham Rd Mount Evelyn	2	House	\$800,000	18 Mar 2026
 23 Olinda Rd Mount Evelyn	3	House	\$903,000	07 Mar 2026
 1/31 Rangeview Rd Mount Evelyn	8	House	\$1,250,000	17 Feb 2026
 1/3 Snowball Av Mount Evelyn	3	House	\$770,000	14 Feb 2026
 5 Muir Smyth Pl MOUNT EVELYN	3	House	\$1,075,000	13 Feb 2026
 82 Bailey Rd MOUNT EVELYN	3	House	\$915,000	05 Feb 2026
 5 Bradman Av Mount Evelyn	4	House	\$650,000	31 Jan 2026
 1/17 Glen View Rd Mount Evelyn	4	House	\$910,000	29 Jan 2026
 35 Russell St Mount Evelyn	3	House	\$925,000	27 Jan 2026
 14 The Crescent Mount Evelyn	3	House	\$855,000	27 Jan 2026

MOUNT EVELYN SUBURB REPORT

Address	Bedrooms	Type	Price	Sold
 2 Antonio Ct Mount Evelyn	4	House	\$1,200,500	22 Jan 2026
 21 Mckillop Rd Mount Evelyn	4	House	\$2,325,000	21 Jan 2026
 50 Johns Cr Mount Evelyn	1	House	\$585,000	15 Jan 2026
 164 Quinn Cr Mount Evelyn	3	House	\$735,000	06 Jan 2026
 240 Swansea Rd Mount Evelyn	3	House	\$795,000	27 Dec 2025
 21 George St Mount Evelyn	3	House	\$935,000	17 Dec 2025
 125 Bailey Rd Mount Evelyn	3	House	\$785,000	12 Dec 2025
 4 Kuyura Rd Mount Evelyn	4	House	\$818,000	12 Dec 2025
 18 Falkingham Rd Mount Evelyn	4	House	\$882,500	12 Dec 2025
 1 Trudy Pl Mount Evelyn	4	House	\$1,352,000	08 Dec 2025

MOUNT EVELYN SUBURB REPORT

Address	Bedrooms	Type	Price	Sold
 18a Hordern Rd Mount Evelyn	4	House	\$1,190,000	06 Dec 2025
 40 Clegg Rd Mount Evelyn	3	House	\$790,000	05 Dec 2025
 16 Grantully St Mount Evelyn	4	House	\$810,000	04 Dec 2025
 42 Railway Rd Mount Evelyn	5	House	\$926,120	01 Dec 2025
 14 Mitarm Cl Mount Evelyn	3	House	\$777,000	26 Nov 2025
 62 York Rd Mount Evelyn	4	House	\$665,000	21 Nov 2025
 2/11 Glen View Rd Mount Evelyn	3	Townhouse	\$820,000	18 Nov 2025
 1b Marcus St Mount Evelyn	4	House	\$860,000	16 Nov 2025
 52 Mckillop Rd Mount Evelyn	5	House	\$1,365,000	13 Nov 2025
 290a Swansea Rd MOUNT EVELYN	3	House	\$870,000	12 Nov 2025



Jellis Craig Mooroolbark
46-52 Brice Avenue, Mooroolbark
(03) 9726 8888

Jellis Craig acknowledges and pays our respects to the Bunurong People, the Wadawurrung People, the Dja Dja Wurrung People and the Wurundjeri People as the Traditional Owners and original custodians of the lands on which Jellis Craig operates.

Data is current as of PDF generation date 01/04/2026

- 1 Property Data Online, updated quarterly for the past 12 months
- 2 Property Data Online, updated daily for the past 12 months
- 3 Property Data Online, updated daily for the past quarter
- 4 Jellis Craig's average inspection attendance per listing (houses) over the last 12 months, updated daily
- 5 2021 Australian Census
- 6 Property Data Online, updated daily

This publication contains data, analytics, statistics and other information supplied by PROPERTYDATAONLINE PTY LTD (PropertyData). The data provided in this publication is of a general nature and should not be construed as specific advice or relied upon in lieu of appropriate professional advice.

PropertyData relies upon data supplied by third parties and while the data is checked and reviewed, PropertyData does not warrant the accuracy or completeness of the information to the full extent permitted by the law and excludes all loss or damage howsoever arising (including through negligence) in connection with the data supplied by PropertyData. The State of Victoria owns the copyright in the Property Sales Data and reproduction of that data in any way without the consent of the State of Victoria will constitute a breach of the Copyright Act 1968 (cth). The State of Victoria does not warrant the accuracy or completeness of the Property Sales Data and any person using or relying upon such information does so on the basis that the State of Victoria accepts no responsibility or liability whatsoever for any errors, faults, defects or omissions in the information supplied.