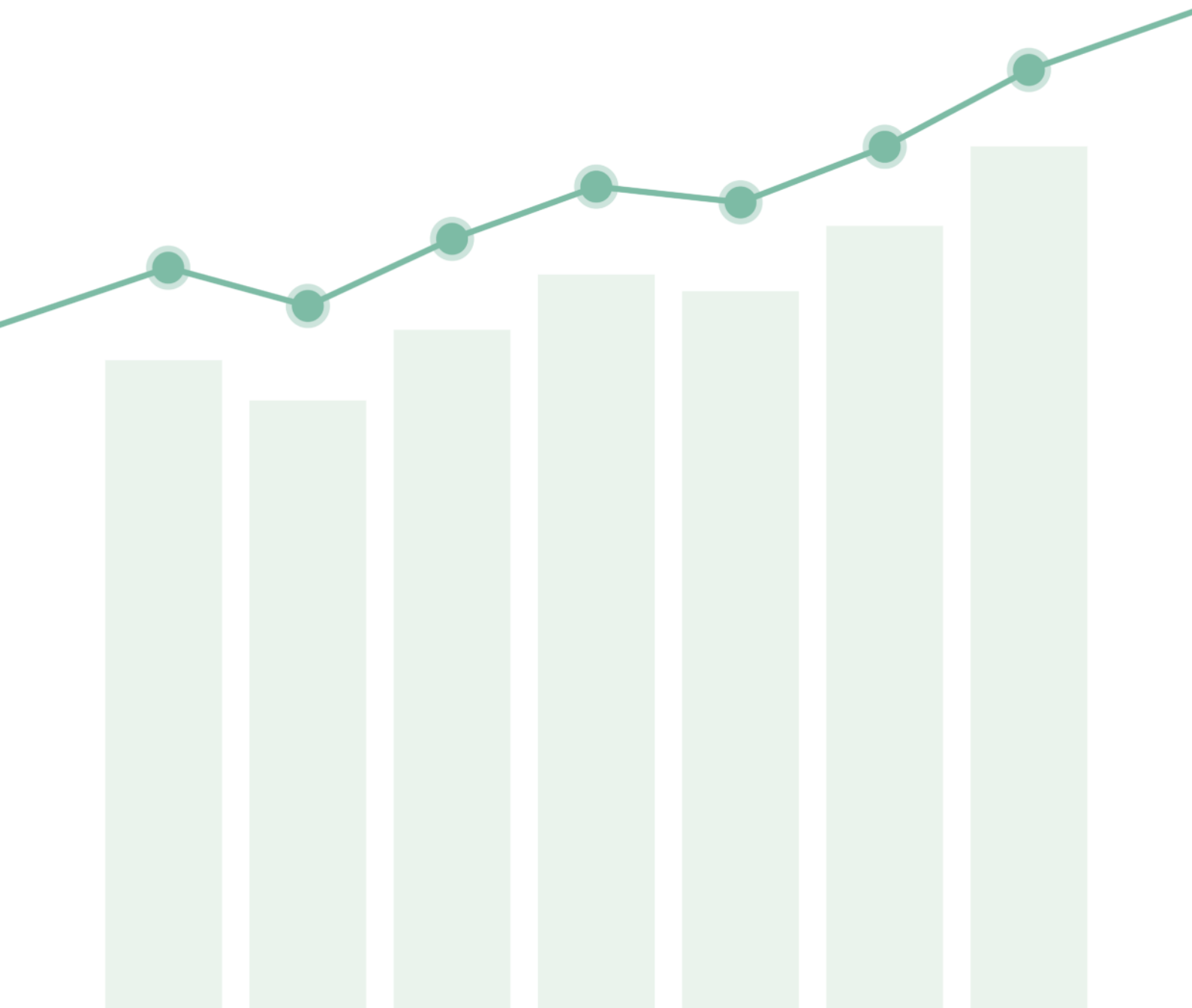


JellisCraig

MOUNT EVELYN

Suburb Report

Know your neighbourhood.



MOUNT EVELYN SUBURB REPORT

Median House Price*

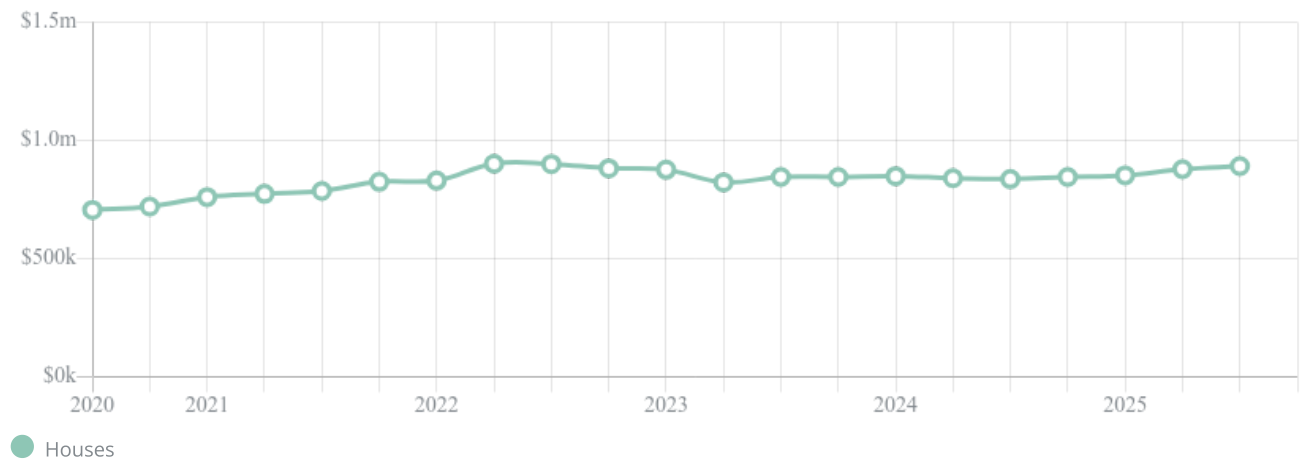
Median

\$891k

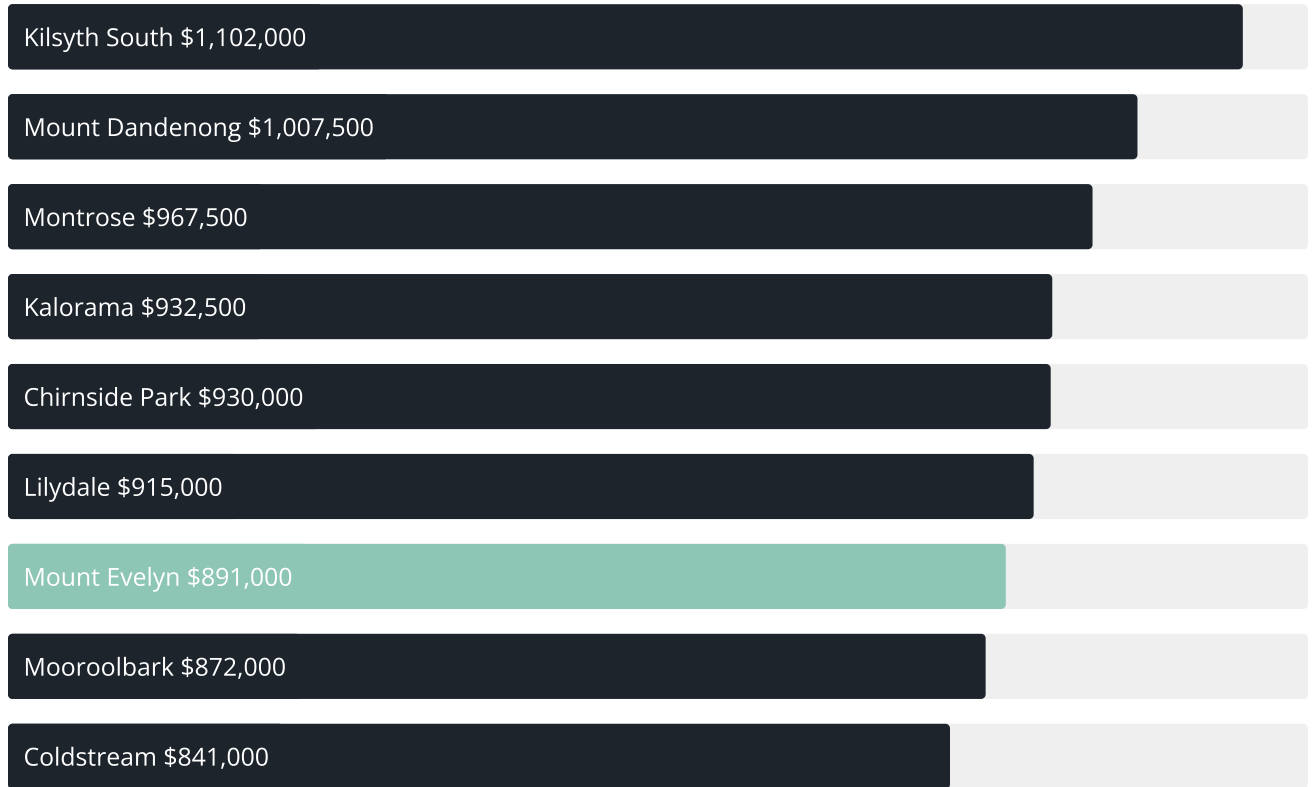
Quarterly Price Change

1.48% ↑

Quarterly Price Change*



Median House Sale Price*



Median Unit Sale Price*



MOUNT EVELYN SUBURB REPORT

Sale Method*



- Auction 3%
- Private 97%

Auction Clearance Rate*

100%

Median Days on Market^

15 days

Average Hold Period*

7.5 years

Dwelling Type^



- Houses 98%
- Units 2%

Ownership^



- Owned Outright 34%
- Mortgaged 60%
- Rented 5%

Population^

9,799

Median Asking Rent per week*

\$600

Population Growth^

0

Rental Yield*

3.61%

Median Age^











38 years

Median Household Size^











2.8 people

MOUNT EVELYN SUBURB REPORT











Discover a snapshot of the most recent results for this suburb, to view the full 12 months of sales history, please go to jellisicraig.com.au/suburbinsights

Address	Bedrooms	Type	Price	Sold
 1b Marcus St Mount Evelyn	4	House	\$860,000	24 Nov 2025
 2/11 Glen View Rd Mount Evelyn	3	Townhouse	\$820,000	18 Nov 2025
 70 Bailey Rd Mount Evelyn	4	House	\$1,140,000	31 Oct 2025
 115 York Rd Mount Evelyn	4	House	\$912,880	23 Oct 2025
 22 Fernhill Rd Mount Evelyn	4	House	\$970,000	23 Oct 2025
 182 Swansea Rd MOUNT EVELYN	3	House	\$939,000	22 Oct 2025
 23 Warrawee Rd Mount Evelyn	3	House	\$605,000	21 Oct 2025
 134 Quinn Cr Mount Evelyn	3	House	\$790,000	13 Oct 2025
 26 Bradman Av Mount Evelyn	3	House	\$810,000	13 Oct 2025
 1 Artisan Cl Mount Evelyn	3	Unit	\$807,777	13 Oct 2025

MOUNT EVELYN SUBURB REPORT

Address	Bedrooms	Type	Price	Sold
 154 Bailey Rd Mount Evelyn	4	House	\$955,000	10 Oct 2025
 18a Bradman Av Mount Evelyn	4	House	\$907,000	09 Oct 2025
 190 Quinn Cr Mount Evelyn	3	House	\$890,000	08 Oct 2025
 56 Rangeview Rd Mount Evelyn	5	House	\$2,000,000	07 Oct 2025
 6/3 Snowball Av Mount Evelyn	4	Townhouse	\$835,000	30 Sep 2025
 2/25 Hereford Rd Mount Evelyn	2	Unit	\$567,000	29 Sep 2025
 2/68 Birmingham Rd Mount Evelyn	2	Unit	\$646,000	26 Sep 2025
 3 Marcus St Mount Evelyn	3	House	\$712,000	25 Sep 2025
 63 Bailey Rd Mount Evelyn	3	House	\$743,800	24 Sep 2025
 29-31 Clematis Rd Mount Evelyn	5	House	\$2,100,000	17 Sep 2025

MOUNT EVELYN SUBURB REPORT

Address	Bedrooms	Type	Price	Sold
 60 Bailey Rd Mount Evelyn	3	House	\$892,000	17 Sep 2025
 29 Clematis Rd Mount Evelyn	5	House	\$2,100,000	17 Sep 2025
 94 Bailey Rd Mount Evelyn	5	House	\$1,063,000	04 Sep 2025
 16 Gardner Pde Mount Evelyn	3	House	\$980,000	01 Sep 2025
 63 York Rd Mount Evelyn	6	House	\$460,000	28 Aug 2025
 2/39 Birmingham Rd Mount Evelyn	3	House	\$745,000	27 Aug 2025
 18 Russell St Mount Evelyn	5	House	\$1,070,000	25 Aug 2025
 24 Marshall St Mount Evelyn	3	House	\$806,000	25 Aug 2025
 38 Fernhill Rd Mount Evelyn	4	House	\$1,085,000	23 Aug 2025
 77 Hereford Rd Mount Evelyn	2	House	\$763,000	22 Aug 2025



Mooroolbark Office
46-52 Brice Avenue, Mooroolbark
(03) 9726 8888

jellisraig.com.au

Data is current as of PDF generation date 01/12/2025

* Updated Quarterly for the past 12 months

^ Updated daily for the past quarter

~ Updated daily: 33 recent results.

This publication contains data, analytics, statistics and other information supplied by PROPERTYDATAONLINE PTY LTD (PropertyData). The data provided in this publication is of a general nature and should not be construed as specific advice or relied upon in lieu of appropriate professional advice.

PropertyData relies upon data supplied by third parties and while the data is checked and reviewed, PropertyData does not warrant the accuracy or completeness of the information to the full extent permitted by the law and excludes all loss or damage howsoever arising (including through negligence) in connection with the data supplied by PropertyData. The State of Victoria owns the copyright in the Property Sales Data and reproduction of that data in any way without the consent of the State of Victoria will constitute a breach of the Copyright Act 1968 (cth). The State of Victoria does not warrant the accuracy or completeness of the Property Sales Data and any person using or relying upon such information does so on the basis that the State of Victoria accepts no responsibility or liability whatsoever for any errors, faults, defects or omissions in the information supplied.