



Mount Evelyn

Suburb Report



Your connection to property insights



JellisCraig

MOUNT EVELYN SUBURB REPORT

Median house price¹

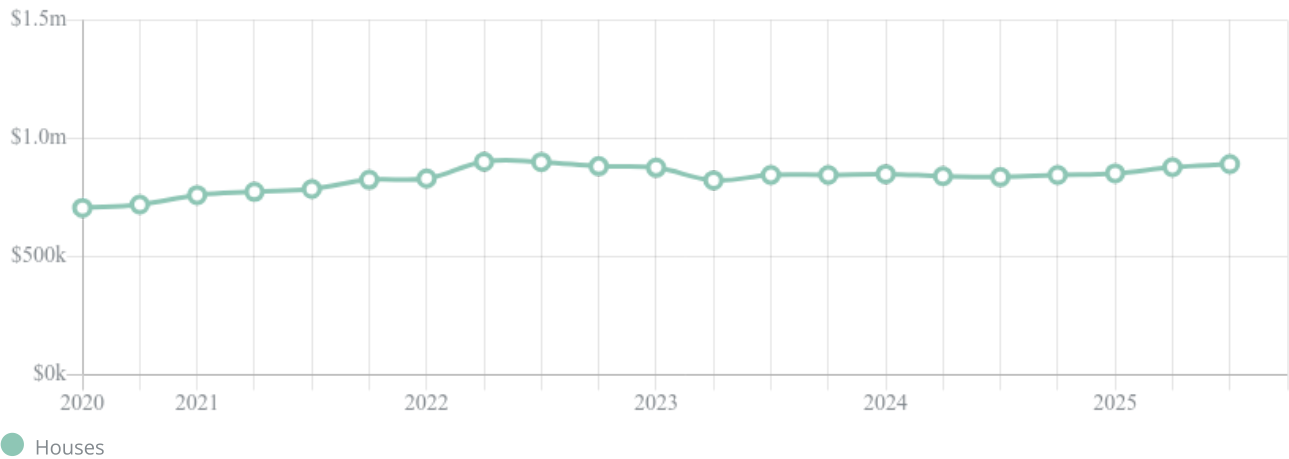
Median

\$891k

Quarterly price change

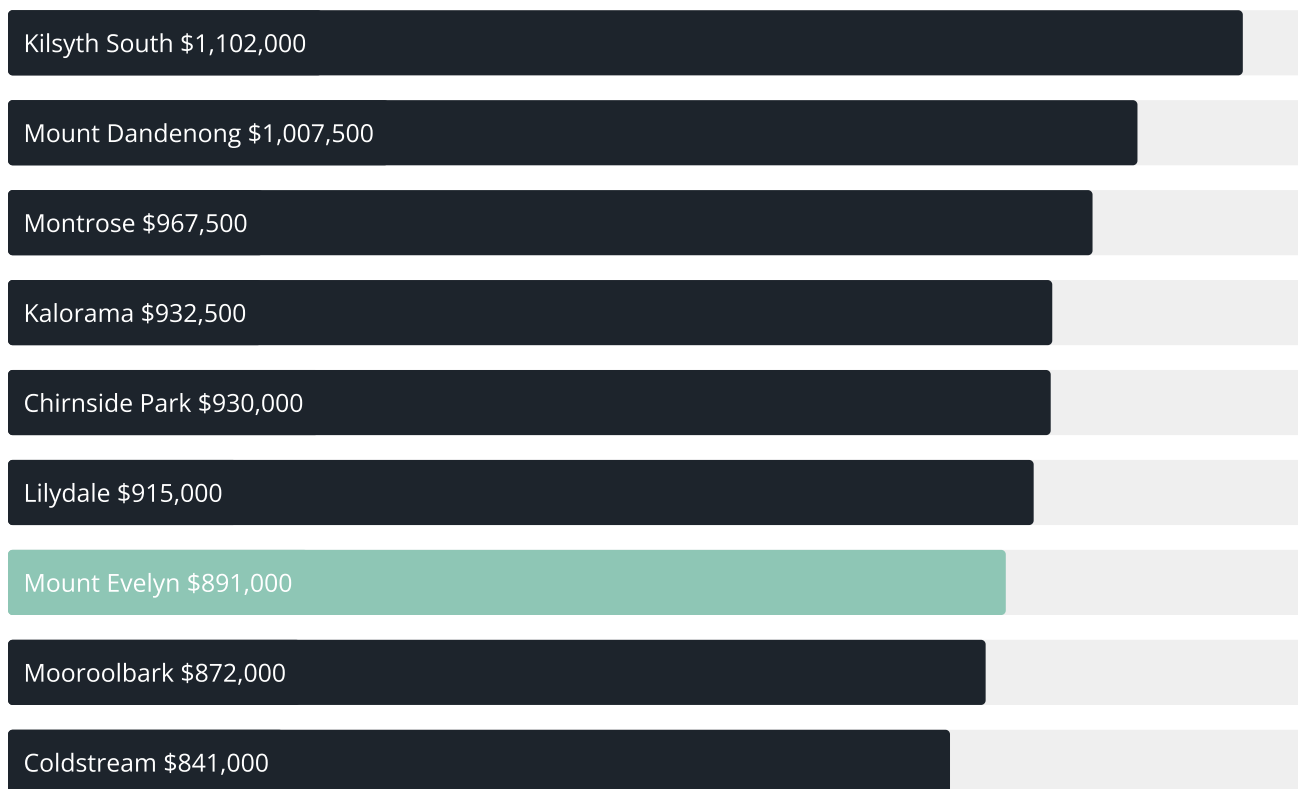
1.48% ↑

Quarterly price change¹



MOUNT EVELYN SUBURB REPORT

Median house price¹



Median unit price¹



Sale method²

● Private 100%

Median days on market³

16 days

Average hold period¹

7.5 years

Dwelling type⁵

● Houses 98% ● Units 2%

Ownership⁵

● Owned outright 34% ● Mortgaged 60% ● Rented 5%

Population⁵

9,799

Median asking rent¹

\$600 per week

Population growth⁵

0

Rental yield¹

3.61%

Median age⁵

38 years











Median household size⁵

2.8 people











MOUNT EVELYN SUBURB REPORT

Recent Mount Evelyn sales











Discover a snapshot of the most recent results for this suburb, to view the full 12 months of sales history, please go to jellisraig.com.au/suburb-reports

Address	Bedrooms	Type	Price	Sold
 240 Swansea Rd Mount Evelyn	3	House	\$795,000	27 Dec 2025
 125 Bailey Rd Mount Evelyn	3	House	\$785,000	12 Dec 2025
 4 Kuyura Rd Mount Evelyn	4	House	\$818,000	12 Dec 2025
 18 Falkingham Rd Mount Evelyn	4	House	\$882,500	12 Dec 2025
 1 Trudy Pl Mount Evelyn	4	House	\$1,352,000	08 Dec 2025
 18a Hordern Rd Mount Evelyn	4	House	\$1,190,000	06 Dec 2025
 40 Clegg Rd Mount Evelyn	3	House	\$790,000	05 Dec 2025
 42 Railway Rd Mount Evelyn	5	House	\$926,120	01 Dec 2025
 14 Mitarm Cl Mount Evelyn	3	House	\$777,000	26 Nov 2025
 62 York Rd Mount Evelyn	4	House	\$665,000	21 Nov 2025

MOUNT EVELYN SUBURB REPORT

Address	Bedrooms	Type	Price	Sold
 2/11 Glen View Rd Mount Evelyn	3	Townhouse	\$820,000	18 Nov 2025
 52 Mckillop Rd Mount Evelyn	5	House	\$1,365,000	13 Nov 2025
 290a Swansea Rd MOUNT EVELYN	3	House	\$870,000	12 Nov 2025
 70 Bailey Rd Mount Evelyn	4	House	\$1,140,000	31 Oct 2025
 22 Fernhill Rd Mount Evelyn	4	House	\$970,000	23 Oct 2025
 115 York Rd Mount Evelyn	4	House	\$912,880	23 Oct 2025
 182 Swansea Rd MOUNT EVELYN	3	House	\$939,000	22 Oct 2025
 15 North Av Mount Evelyn	3	House	\$730,000	22 Oct 2025
 51 Old Hereford Rd Mount Evelyn	4	House	\$980,000	22 Oct 2025
 23 Warrawee Rd Mount Evelyn	3	House	\$605,000	21 Oct 2025

MOUNT EVELYN SUBURB REPORT

Address	Bedrooms	Type	Price	Sold
 12 Elsie Gr Mount Evelyn	3	House	\$990,000	20 Oct 2025
 134 Quinn Cr Mount Evelyn	3	House	\$790,000	13 Oct 2025
 26 Bradman Av Mount Evelyn	3	House	\$810,000	13 Oct 2025
 1 Artisan Cl Mount Evelyn	3	Unit	\$807,777	13 Oct 2025
 3 Pearl Ct Mount Evelyn	4	House	\$1,112,000	11 Oct 2025
 154 Bailey Rd Mount Evelyn	4	House	\$955,000	10 Oct 2025
 18a Bradman Av Mount Evelyn	4	House	\$907,000	09 Oct 2025
 190 Quinn Cr Mount Evelyn	3	House	\$890,000	08 Oct 2025
 56 Rangeview Rd Mount Evelyn	5	House	\$2,000,000	07 Oct 2025
 6/3 Snowball Av Mount Evelyn	4	Townhouse	\$835,000	30 Sep 2025



Jellis Craig Mooroolbark
46-52 Brice Avenue, Mooroolbark
(03) 9726 8888

Jellis Craig acknowledges and pays our respects to the Bunurong People, the Wadawurrung People, the Dja Dja Wurrung People and the Wurundjeri People as the Traditional Owners and original custodians of the lands on which Jellis Craig operates.



Data is current as of PDF generation date 08/01/2026

- 1 Property Data Online, updated quarterly for the past 12 months
- 2 Property Data Online, updated daily for the past 12 months
- 3 Property Data Online, updated daily for the past quarter
- 4 Jellis Craig's average inspection attendance per listing (houses) over the last 12 months, updated daily
- 5 2021 Australian Census
- 6 Property Data Online, updated daily

This publication contains data, analytics, statistics and other information supplied by PROPERTYDATAONLINE PTY LTD (PropertyData). The data provided in this publication is of a general nature and should not be construed as specific advice or relied upon in lieu of appropriate professional advice.

PropertyData relies upon data supplied by third parties and while the data is checked and reviewed, PropertyData does not warrant the accuracy or completeness of the information to the full extent permitted by the law and excludes all loss or damage howsoever arising (including through negligence) in connection with the data supplied by PropertyData. The State of Victoria owns the copyright in the Property Sales Data and reproduction of that data in any way without the consent of the State of Victoria will constitute a breach of the Copyright Act 1968 (cth). The State of Victoria does not warrant the accuracy or completeness of the Property Sales Data and any person using or relying upon such information does so on the basis that the State of Victoria accepts no responsibility or liability whatsoever for any errors, faults, defects or omissions in the information supplied.