



Mount Evelyn

Suburb Report



Your connection to property insights



JellisCraig

MOUNT EVELYN SUBURB REPORT

Median house price¹

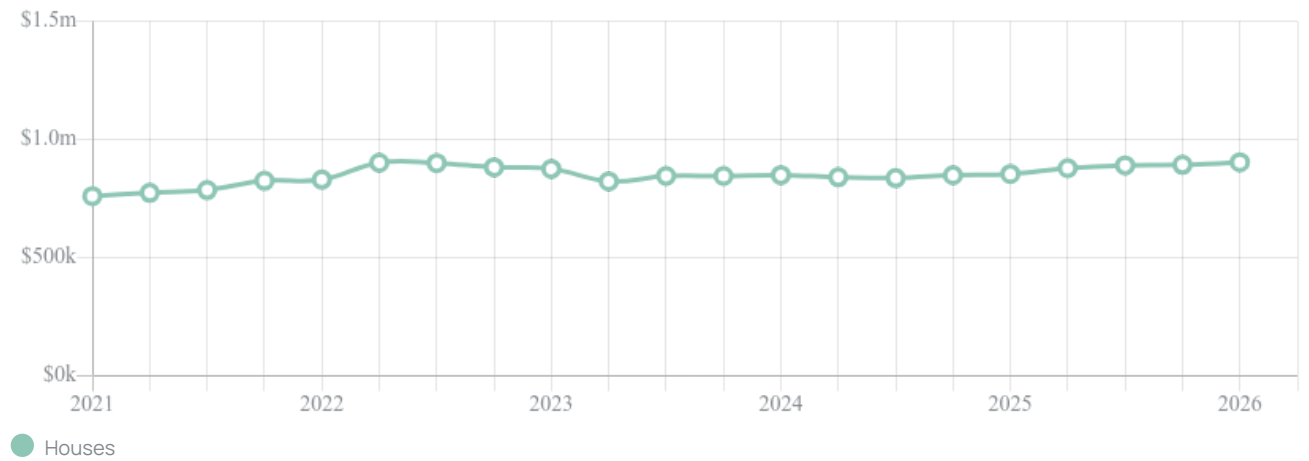
Median

\$903k

Quarterly price change

1.23% ↑

Quarterly price change¹



Median house price¹



Median unit price¹



Sale method²



- Auction 3%
- Private 97%

Auction clearance rate³

100%

Median days on market³

24 days

Average hold period¹

7.5 years

Dwelling type⁵



- Houses 98%
- Units 2%

Ownership⁵



- Owned outright 34%
- Mortgaged 60%
- Rented 5%

Population⁵

9,799

Median asking rent¹

\$595 per week

Population growth⁵

0

Rental yield¹

3.61%

Median age⁵

38 years











Median household size⁵

2.8 people











MOUNT EVELYN SUBURB REPORT

Recent Mount Evelyn sales











Discover a snapshot of the most recent results for this suburb, to view the full 12 months of sales history, please go to jellisraig.com.au/suburb-reports

Address	Bedrooms	Type	Price	Sold
 16 Railway Rd Mount Evelyn	3	House	\$840,000	16 Jun 2026
 7 Grantully St Mount Evelyn	3	House	\$785,000	13 Jun 2026
 19 Falkingham Rd Mount Evelyn	3	House	\$780,000	12 Jun 2026
 1 Russell St Mount Evelyn	4	House	\$1,141,000	12 Jun 2026
 4 Bradman Av Mount Evelyn	3	House	\$780,000	07 Jun 2026
 5 North Av Mount Evelyn	3	House	\$883,000	04 Jun 2026
 42 Bailey Rd Mount Evelyn	3	House	\$590,000	02 Jun 2026
 129 Birmingham Rd Mount Evelyn	3	House	\$787,000	28 May 2026
 20 Kookaburra La Mount Evelyn	3	House	\$865,000	16 May 2026
 15 Francis Cr Mount Evelyn	3	House	\$785,000	13 May 2026

MOUNT EVELYN SUBURB REPORT

Address	Bedrooms	Type	Price	Sold
 6 Everton Rd Mount Evelyn	3	House	\$902,000	12 May 2026
 25 Inverness Rd MOUNT EVELYN	3	House	\$860,000	09 May 2026
 18 Mitarm Cl MOUNT EVELYN	3	House	\$712,121	01 May 2026
 37 Commercial Rd Mount Evelyn	3	House	\$760,130	28 Apr 2026
 17 Rangeview Rd Mount Evelyn	3	House	\$920,000	22 Apr 2026
 4 Liquidambar La Mount Evelyn	4	House	\$1,265,000	15 Apr 2026
 28 Russell St Mount Evelyn	4	House	\$995,000	12 Apr 2026
 1a Everton Rd Mount Evelyn	3	House	\$905,000	10 Apr 2026
 18 Johns Cr Mount Evelyn	4	House	\$940,000	07 Apr 2026
 10 Monbulk Rd Mount Evelyn	2	House	\$687,000	01 Apr 2026

MOUNT EVELYN SUBURB REPORT

Address	Bedrooms	Type	Price	Sold
 36a Hereford Rd MOUNT EVELYN	5	House	\$1,382,000	31 Mar 2026
 1 Commercial Rd Mount Evelyn	3	House	\$800,000	26 Mar 2026
 3/5 Hordern Rd Mount Evelyn	3	Unit	\$760,000	25 Mar 2026
 48 Birmingham Rd Mount Evelyn	2	House	\$800,000	18 Mar 2026
 76 Birmingham Rd Mount Evelyn	3	House	\$935,000	17 Mar 2026
 2 Hordern Rd Mount Evelyn	5	House	\$1,606,000	13 Mar 2026
 8 Sycamore Gr Mount Evelyn	3	House	\$1,015,000	11 Mar 2026
 23 Olinda Rd Mount Evelyn	3	House	\$903,000	07 Mar 2026
 68A Hereford Rd Mount Evelyn	3	House	\$1,050,000	06 Mar 2026
 9 Pearl Ct Mount Evelyn	4	House	\$1,028,000	05 Mar 2026



Jellis Craig Mooroolbark
46-52 Brice Avenue, Mooroolbark
(03) 9726 8888

Jellis Craig acknowledges and pays our respects to the Bunurong People, the Wadawurrung People, the Dja Dja Wurrung People and the Wurundjeri People as the Traditional Owners and original custodians of the lands on which Jellis Craig operates.

Data is current as of PDF generation date 01/07/2026

- 1 Property Data Online, updated quarterly for the past 12 months
- 2 Property Data Online, updated daily for the past 12 months
- 3 Property Data Online, updated daily for the past quarter
- 4 Jellis Craig's average inspection attendance per listing (houses) over the last 12 months, updated daily
- 5 2021 Australian Census
- 6 Property Data Online, updated daily

This publication contains data, analytics, statistics and other information supplied by PROPERTYDATAONLINE PTY LTD (PropertyData). The data provided in this publication is of a general nature and should not be construed as specific advice or relied upon in lieu of appropriate professional advice.

PropertyData relies upon data supplied by third parties and while the data is checked and reviewed, PropertyData does not warrant the accuracy or completeness of the information to the full extent permitted by the law and excludes all loss or damage howsoever arising (including through negligence) in connection with the data supplied by PropertyData. The State of Victoria owns the copyright in the Property Sales Data and reproduction of that data in any way without the consent of the State of Victoria will constitute a breach of the Copyright Act 1968 (cth). The State of Victoria does not warrant the accuracy or completeness of the Property Sales Data and any person using or relying upon such information does so on the basis that the State of Victoria accepts no responsibility or liability whatsoever for any errors, faults, defects or omissions in the information supplied.