



Mount Helen

# Suburb Report



Your connection to property insights



**JellisCraig**

MOUNT HELEN SUBURB REPORT

Median house price<sup>1</sup>

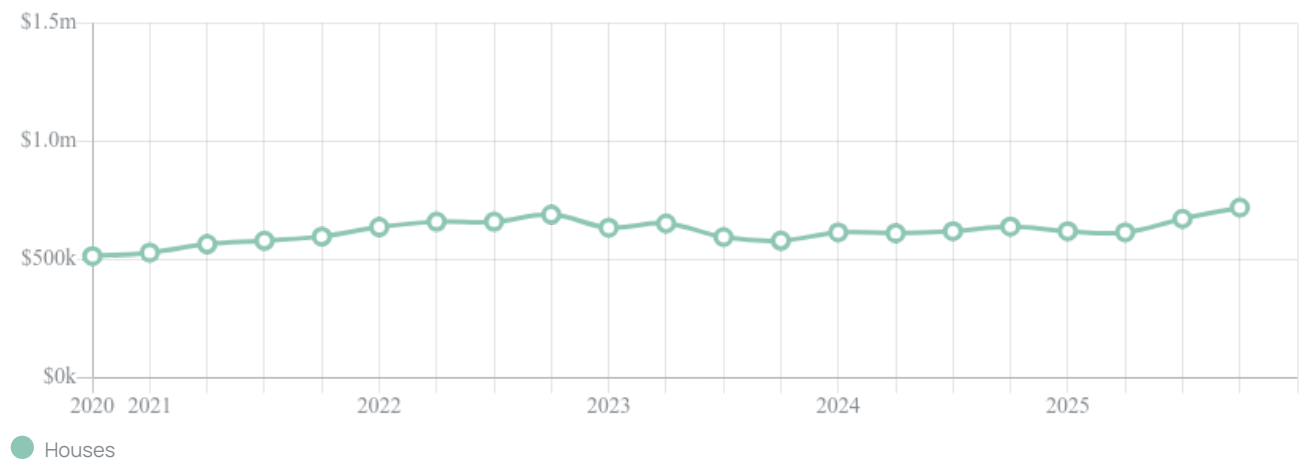
Median

\$720k

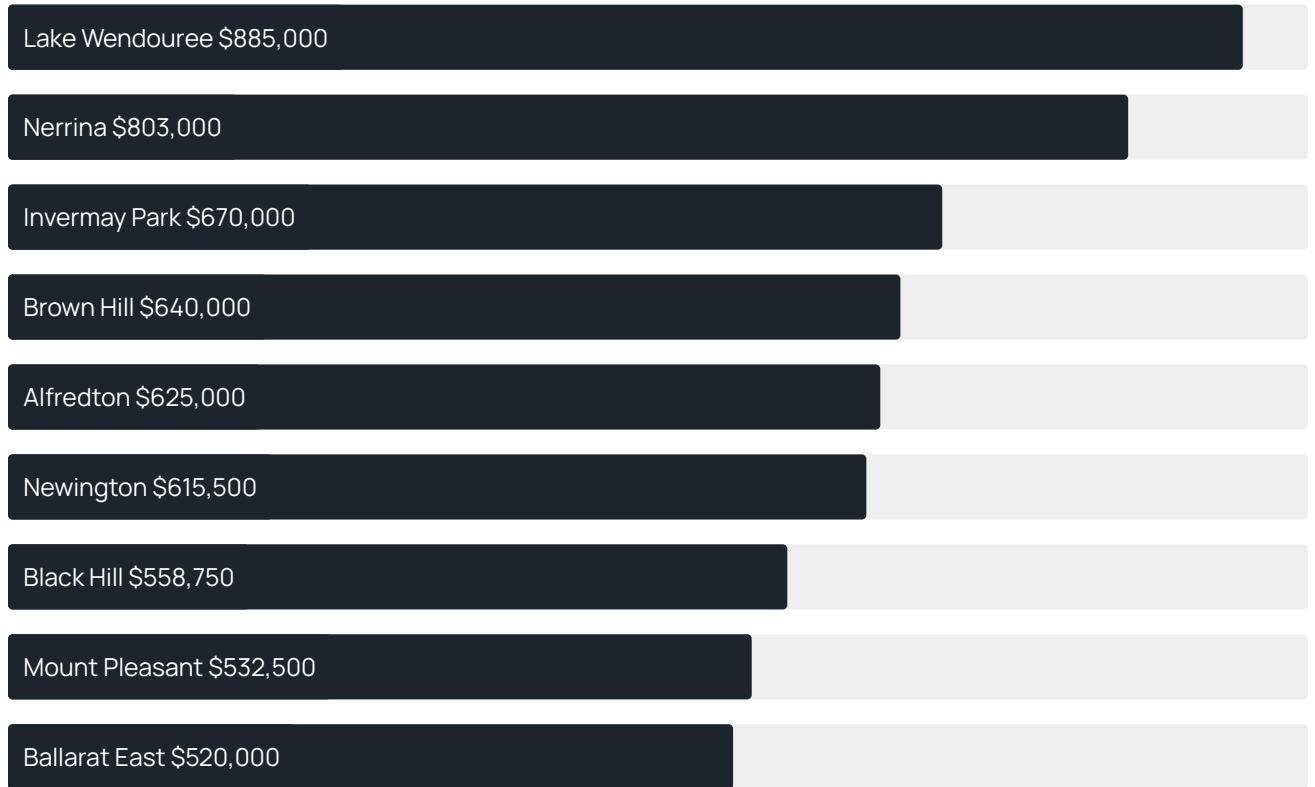
Quarterly price change

7.06% ↑

Quarterly price change<sup>1</sup>



### Median house price<sup>1</sup>



### Median unit price<sup>1</sup>



Sale method<sup>2</sup>



● Private 100%

Average hold period<sup>1</sup>

4.4 years

Dwelling type<sup>5</sup>



● Houses 95% ● Units 5%

Ownership<sup>5</sup>



● Owned outright 40% ● Mortgaged 46% ● Rented 14%

Population<sup>5</sup>

3,011

Median asking rent<sup>1</sup>

\$455 per week

Population growth<sup>5</sup>

1.21%

Rental yield<sup>1</sup>

3.5%

Median age<sup>5</sup>

36 years











Median household size<sup>5</sup>

2.8 people











MOUNT HELEN SUBURB REPORT

## Recent Mount Helen sales











Discover a snapshot of the most recent results for this suburb, to view the full 12 months of sales history, please go to [jellisraig.com.au/suburb-reports](http://jellisraig.com.au/suburb-reports)

Address	Bedrooms	Type	Price	Sold
 26 Ploughshare Dr Mount Helen	4	House	\$815,000	11 Mar 2026
 6 Mount Helen Dr MOUNT HELEN	3	House	\$1,350,000	27 Feb 2026
 8b Rathkeale Av Mount Helen	2	Flat/Unit/Apartment	\$300,000	07 Feb 2026
 8a Rathkeale Av Mount Helen	2	Flat/Unit/Apartment	\$300,000	07 Feb 2026
 216 Boak Av MOUNT HELEN	4	House	\$590,000	03 Feb 2026
 47 Darriwell Dr Mount Helen	4	House	\$790,000	30 Jan 2026
 36 Oakbank Dr Mount Helen	3	House	\$725,000	17 Dec 2025
 6 Timbertop Dr Mount Helen	4	House	\$950,000	15 Dec 2025
 4 Viola Ct Mount Helen	4	House	\$668,000	10 Dec 2025
 33 Nevett Cr MOUNT HELEN	4	House	\$742,500	08 Dec 2025

## MOUNT HELEN SUBURB REPORT

Address	Bedrooms	Type	Price	Sold
 3 Redwood Ct Mount Helen	4	House	\$570,000	05 Dec 2025
 10 Eilish Ct Mount Helen	3	House	\$620,000	04 Dec 2025
 10 The Horizon Mount Helen	4	House	\$850,000	25 Nov 2025
 4 Woodland Dr Mount Helen	3	House	\$1,075,000	24 Nov 2025
 207A Eddy Av Mount Helen	4	House	\$340,000	24 Nov 2025
 11 Rosewood Ct Mount Helen	3	House	\$630,000	20 Nov 2025
 1 The Horizon Mount Helen	5	House	\$905,000	18 Nov 2025
 9 Timbertop Dr Mount Helen	4	House	\$810,000	07 Nov 2025
 1810 Geelong Rd Mount Helen	3	House	\$510,000	30 Oct 2025
 105 Bell Av MOUNT HELEN	5	House	\$975,000	16 Oct 2025

## MOUNT HELEN SUBURB REPORT

Address	Bedrooms	Type	Price	Sold
 5 Zoe Dr MOUNT HELEN	4	House	\$835,000	15 Oct 2025
 6 Eilish Ct Mount Helen	3	House	\$620,000	07 Oct 2025
 116 Greenhill Rd Mount Helen	4	House	\$720,000	03 Oct 2025
 12 Wirilda Ct Mount Helen	4	House	\$680,000	29 Sep 2025
 2 Rosewood Ct Mount Helen	4	House	\$575,000	10 Sep 2025
 7 Brodie Ct Mount Helen	4	House	\$780,000	08 Sep 2025
 203 Shire Av Mount Helen	3	House	\$539,000	05 Sep 2025
 15 Mount Helen Dr Mount Helen	6	House	\$1,076,000	04 Sep 2025
 20 Mount Helen Av Mount Helen	5	House	\$885,000	03 Sep 2025
 14 Nyora Gr Mount Helen	4	House	\$680,000	03 Sep 2025



Jellis Craig acknowledges and pays our respects to the Bunurong People, the Wadawurrung People, the Dja Dja Wurrung People and the Wurundjeri People as the Traditional Owners and original custodians of the lands on which Jellis Craig operates.

---

Data is current as of PDF generation date 01/04/2026

- 1 Property Data Online, updated quarterly for the past 12 months
- 2 Property Data Online, updated daily for the past 12 months
- 3 Property Data Online, updated daily for the past quarter
- 4 Jellis Craig's average inspection attendance per listing (houses) over the last 12 months, updated daily
- 5 2021 Australian Census
- 6 Property Data Online, updated daily

This publication contains data, analytics, statistics and other information supplied by PROPERTYDATAONLINE PTY LTD (PropertyData). The data provided in this publication is of a general nature and should not be construed as specific advice or relied upon in lieu of appropriate professional advice.

PropertyData relies upon data supplied by third parties and while the data is checked and reviewed, PropertyData does not warrant the accuracy or completeness of the information to the full extent permitted by the law and excludes all loss or damage howsoever arising (including through negligence) in connection with the data supplied by PropertyData. The State of Victoria owns the copyright in the Property Sales Data and reproduction of that data in any way without the consent of the State of Victoria will constitute a breach of the Copyright Act 1968 (cth). The State of Victoria does not warrant the accuracy or completeness of the Property Sales Data and any person using or relying upon such information does so on the basis that the State of Victoria accepts no responsibility or liability whatsoever for any errors, faults, defects or omissions in the information supplied.