



Mount Helen

# Suburb Report



Your connection to property insights



JellisCraig

MOUNT HELEN SUBURB REPORT

Median house price<sup>1</sup>

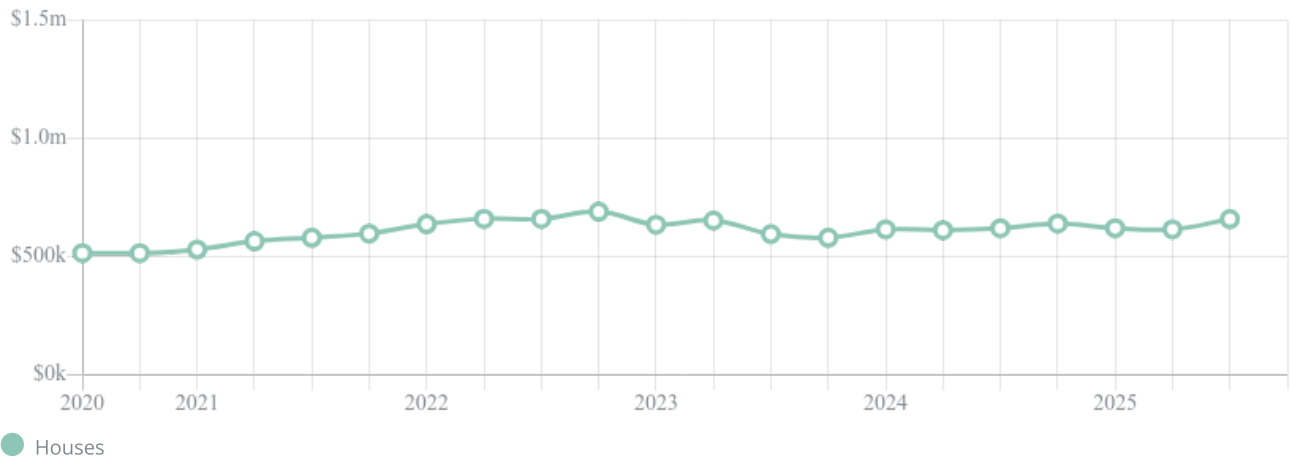
Median

\$659k

Quarterly price change

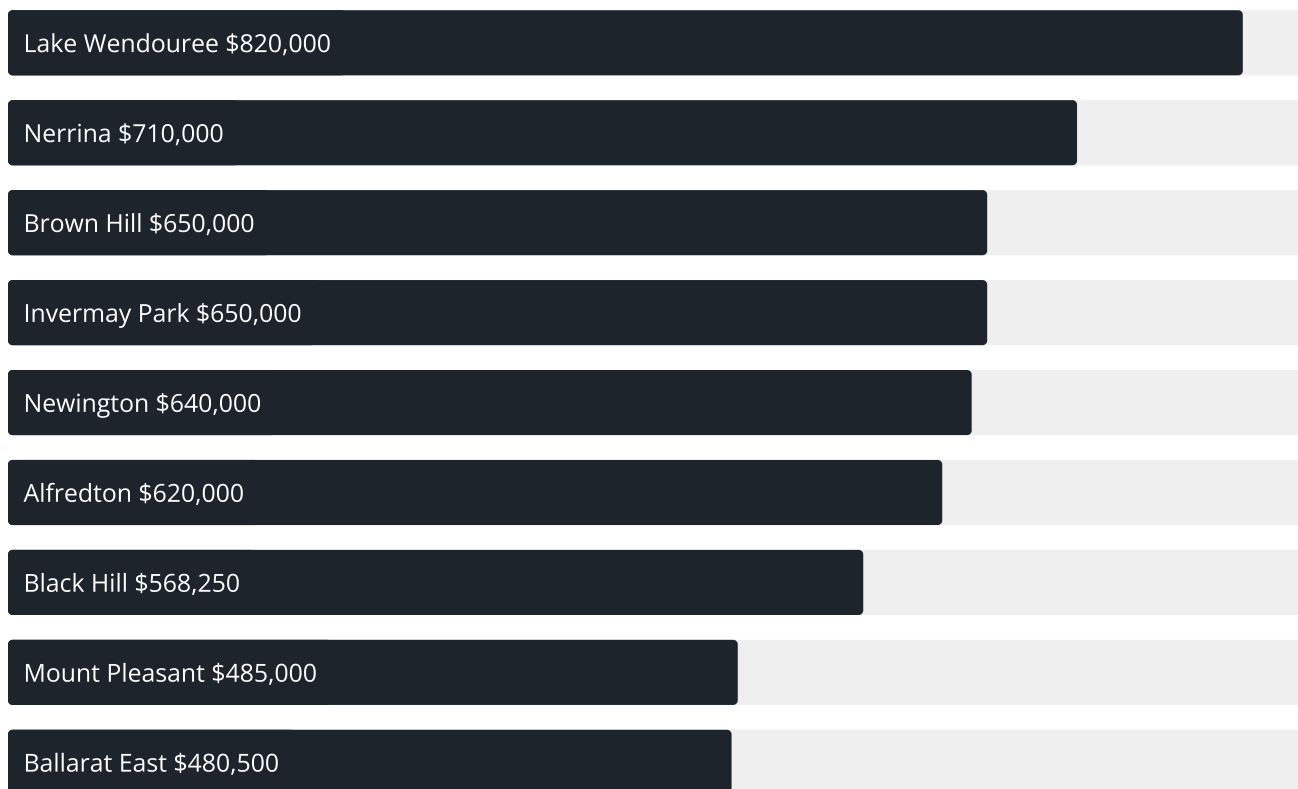
7.11% ↑

Quarterly price change<sup>1</sup>



## MOUNT HELEN SUBURB REPORT

### Median house price<sup>1</sup>



### Median unit price<sup>1</sup>



MOUNT HELEN SUBURB REPORT

Sale method<sup>2</sup>



● Private 100%

Median days on market<sup>3</sup>

116 days

Average hold period<sup>1</sup>

4.4 years

Dwelling type<sup>5</sup>



● Houses 95% ● Units 5%

Ownership<sup>5</sup>



● Owned outright 40% ● Mortgaged 46% ● Rented 14%

Population<sup>5</sup>

3,011

Median asking rent<sup>1</sup>

\$460 per week

Population growth<sup>5</sup>

1.21%

Rental yield<sup>1</sup>

3.5%

Median age<sup>5</sup>

36 years











Median household size<sup>5</sup>

2.8 people











## MOUNT HELEN SUBURB REPORT

### Recent Mount Helen sales

Discover a snapshot of the most recent results for this suburb, to view the full 12 months of sales history, please go to [jellisraig.com.au/suburb-reports](https://jellisraig.com.au/suburb-reports)


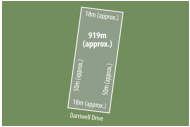








Address	Bedrooms	Type	Price	Sold
 36 Oakbank Dr Mount Helen	3	House	\$725,000	17 Dec 2025
 6 Timbertop Dr Mount Helen	4	House	\$950,000	15 Dec 2025
 4 Viola Ct Mount Helen	4	House	\$668,000	10 Dec 2025
 3 Redwood Ct Mount Helen	4	House	\$570,000	05 Dec 2025
 10 Eilish Ct Mount Helen	3	House	\$620,000	04 Dec 2025
 10 The Horizon Mount Helen	4	House	\$850,000	25 Nov 2025
 4 Woodland Dr Mount Helen	3	House	\$1,075,000	24 Nov 2025
 11 Rosewood Ct Mount Helen	3	House	\$630,000	20 Nov 2025
 9 Timbertop Dr Mount Helen	4	House	\$810,000	07 Nov 2025
 105 Bell Av MOUNT HELEN	5	House	\$975,000	16 Oct 2025

## MOUNT HELEN SUBURB REPORT

Address	Bedrooms	Type	Price	Sold
 6 Eilish Ct Mount Helen	3	House	\$620,000	07 Oct 2025
 116 Greenhill Rd Mount Helen	4	House	\$720,000	03 Oct 2025
 12 Wirilda Ct Mount Helen	4	House	\$680,000	29 Sep 2025
 2 Rosewood Ct Mount Helen	4	House	\$575,000	10 Sep 2025
 7 Brodie Ct Mount Helen	4	House	\$780,000	08 Sep 2025
 203 Shire Av Mount Helen	3	House	\$539,000	05 Sep 2025
 15 Mount Helen Dr Mount Helen	6	House	\$1,076,000	04 Sep 2025
 20 Mount Helen Av Mount Helen	5	House	\$885,000	03 Sep 2025
 14 Nyora Gr Mount Helen	4	House	\$680,000	03 Sep 2025
 10 Zoe Dr Mount Helen	4	House	\$800,000	28 Aug 2025



## MOUNT HELEN SUBURB REPORT

Address	Bedrooms	Type	Price	Sold
 8 Boak Av Mount Helen	3	House	\$630,000	21 Aug 2025
 44 Darriwell Dr Mount Helen	5	House	\$815,000	19 Aug 2025
 44-46 Darriwell Dr Mount Helen	4	House	\$815,000	19 Aug 2025
 14 Sobey St Mount Helen	4	House	\$785,000	18 Aug 2025
 6 Mount Helen Av Mount Helen	3	House	\$730,000	08 Aug 2025
 11 Ashley Gr Mount Helen	3	House	\$980,000	07 Aug 2025
 316 Eddy Av Mount Helen	5	House	\$665,000	01 Aug 2025
 108 Fiskén Rd Mount Helen	4	House	\$975,000	30 Jul 2025
 2 Eddy Av MOUNT HELEN	3	Land	\$405,000	21 Jul 2025
 2112 Geelong Rd MOUNT HELEN	5	House	\$980,000	15 Jul 2025



Jellis Craig acknowledges and pays our respects to the Bunurong People, the Wadawurrung People, the Dja Dja Wurrung People and the Wurundjeri People as the Traditional Owners and original custodians of the lands on which Jellis Craig operates.



Data is current as of PDF generation date 08/01/2026

- 1 Property Data Online, updated quarterly for the past 12 months
- 2 Property Data Online, updated daily for the past 12 months
- 3 Property Data Online, updated daily for the past quarter
- 4 Jellis Craig's average inspection attendance per listing (houses) over the last 12 months, updated daily
- 5 2021 Australian Census
- 6 Property Data Online, updated daily

This publication contains data, analytics, statistics and other information supplied by PROPERTYDATAONLINE PTY LTD (PropertyData). The data provided in this publication is of a general nature and should not be construed as specific advice or relied upon in lieu of appropriate professional advice.

PropertyData relies upon data supplied by third parties and while the data is checked and reviewed, PropertyData does not warrant the accuracy or completeness of the information to the full extent permitted by the law and excludes all loss or damage howsoever arising (including through negligence) in connection with the data supplied by PropertyData. The State of Victoria owns the copyright in the Property Sales Data and reproduction of that data in any way without the consent of the State of Victoria will constitute a breach of the Copyright Act 1968 (cth). The State of Victoria does not warrant the accuracy or completeness of the Property Sales Data and any person using or relying upon such information does so on the basis that the State of Victoria accepts no responsibility or liability whatsoever for any errors, faults, defects or omissions in the information supplied.