



Mount Martha

Suburb Report



Your connection to property insights



JellisCraig

MOUNT MARTHA SUBURB REPORT

Median house price¹

Median

\$1.47m

Quarterly price change

2.16% ↑

Median unit price¹

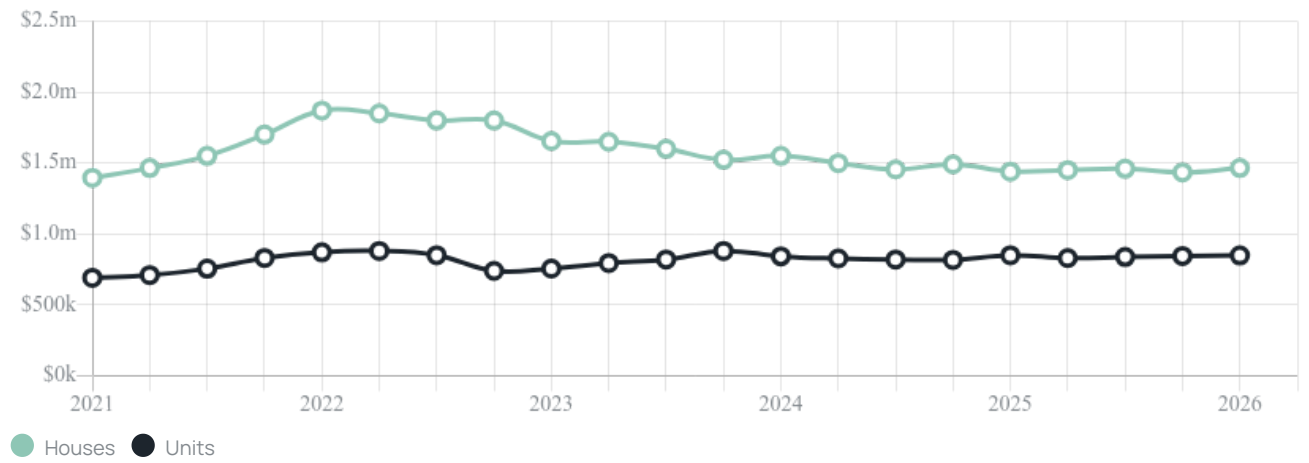
Median

\$849k

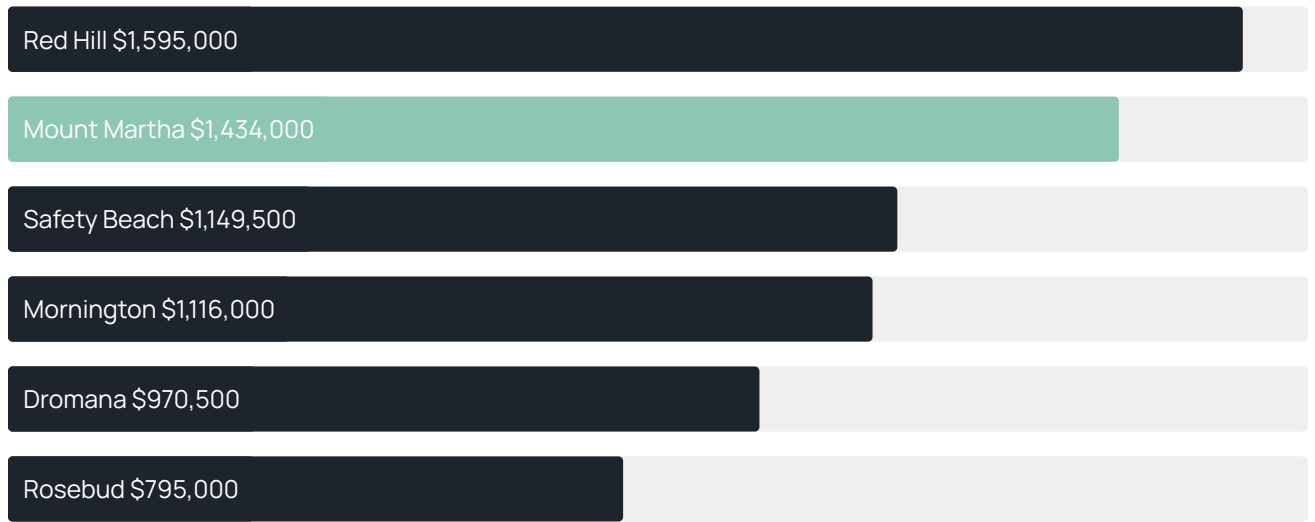
Quarterly price change

0.47% ↑


Quarterly price change¹



Median house price¹



Median unit price¹



Sale method²



- Auction 1%
- Private 99%

Median days on market³

41 days

Average hold period¹

7.0 years

Dwelling type⁵



- Houses 84%
- Units 16%

Ownership⁵



- Owned outright 45%
- Mortgaged 45%
- Rented 10%

Population⁵

19,846

Median asking rent¹

\$750 per week

Population growth⁵

0

Rental yield¹

2.69%

Median age⁵

46 years











Median household size⁵

2.7 people











MOUNT MARTHA SUBURB REPORT

Recent Mount Martha sales











Discover a snapshot of the most recent results for this suburb, to view the full 12 months of sales history, please go to jellisCraig.com.au/suburb-reports

Address	Bedrooms	Type	Price	Sold
 98 Ellerina Rd Mount Martha	4	House	\$1,225,000	29 Apr 2026
 31 Wonderland Tce Mount Martha	3	House	\$2,030,000	27 Apr 2026
 9 Suffolk Cr Mount Martha	3	House	\$1,385,000	20 Apr 2026
 18 Cumberland Dr Mount Martha	5	House	\$1,535,000	20 Apr 2026
 11 Essex Rd Mount Martha	4	House	\$1,376,000	20 Apr 2026
 3/15 Green Island Av Mount Martha	3	Unit	\$1,000,000	20 Apr 2026
 17/2a Bentons Rd Mount Martha	3	Unit	\$780,000	17 Apr 2026
 24 Headland Wtrs Mount Martha	4	House	\$2,200,000	17 Apr 2026
 7 Fiona Ct Mount Martha	3	House	\$920,000	16 Apr 2026
 13 Essex Rd Mount Martha	3	House	\$1,173,000	14 Apr 2026

MOUNT MARTHA SUBURB REPORT

Address	Bedrooms	Type	Price	Sold
 49 Harrap Rd Mount Martha	3	House	\$1,180,000	09 Apr 2026
 2 Culcairn Ct Mount Martha	3	House	\$795,000	02 Apr 2026
 12 Valerie Cl Mount Martha	5	House	\$1,880,000	01 Apr 2026
 8 Barossa Ct Mount Martha	4	House	\$2,300,000	31 Mar 2026
 11/194 Bentons Rd Mount Martha	3	House	\$865,000	30 Mar 2026
 28 Suffolk Cr MOUNT MARTHA	3	House	\$930,000	28 Mar 2026
 3 Sabo Pl MOUNT MARTHA	3	House	\$1,400,000	27 Mar 2026
 10 Hume St Mount Martha	4	House	\$1,500,000	27 Mar 2026
 14 Kotor Cl MOUNT MARTHA	3	House	\$1,850,000	24 Mar 2026
 6 Bayliss Rise Mount Martha	2	Unit	\$680,000	23 Mar 2026

MOUNT MARTHA SUBURB REPORT

Address	Bedrooms	Type	Price	Sold
 56 Harrap Rd Mount Martha	4	House	\$1,200,000	20 Mar 2026
 35 Augusta St Mount Martha	3	House	\$1,150,000	19 Mar 2026
 22 Messmate Ct Mount Martha	5	House	\$1,075,000	13 Mar 2026
 24 Avoca Av Mount Martha	4	House	\$4,000,000	12 Mar 2026
 5 Jendalyn Cl Mount Martha	4	House	\$1,215,000	11 Mar 2026
 8 Wallace Pl Mount Martha	4	House	\$1,215,000	11 Mar 2026
 23 Headland Wtrs Mount Martha	4	House	\$2,530,000	11 Mar 2026
 47 Marriott Dr Mount Martha	3	House	\$1,145,000	09 Mar 2026
 2 Marcia Cl Mount Martha	4	House	\$2,800,000	07 Mar 2026
 34 Amberley Dr Mount Martha	3	House	\$805,000	05 Mar 2026



Jellis Craig Mount Martha
4/42 Lochiel Avenue, Mount Martha
03 5974 8900

Jellis Craig acknowledges and pays our respects to the Bunurong People, the Wadawurrung People, the Dja Dja Wurrung People and the Wurundjeri People as the Traditional Owners and original custodians of the lands on which Jellis Craig operates.

Data is current as of PDF generation date 30/04/2026

- 1 Property Data Online, updated quarterly for the past 12 months
- 2 Property Data Online, updated daily for the past 12 months
- 3 Property Data Online, updated daily for the past quarter
- 4 Jellis Craig's average inspection attendance per listing (houses) over the last 12 months, updated daily
- 5 2021 Australian Census
- 6 Property Data Online, updated daily

This publication contains data, analytics, statistics and other information supplied by PROPERTYDATAONLINE PTY LTD (PropertyData). The data provided in this publication is of a general nature and should not be construed as specific advice or relied upon in lieu of appropriate professional advice.

PropertyData relies upon data supplied by third parties and while the data is checked and reviewed, PropertyData does not warrant the accuracy or completeness of the information to the full extent permitted by the law and excludes all loss or damage howsoever arising (including through negligence) in connection with the data supplied by PropertyData. The State of Victoria owns the copyright in the Property Sales Data and reproduction of that data in any way without the consent of the State of Victoria will constitute a breach of the Copyright Act 1968 (cth). The State of Victoria does not warrant the accuracy or completeness of the Property Sales Data and any person using or relying upon such information does so on the basis that the State of Victoria accepts no responsibility or liability whatsoever for any errors, faults, defects or omissions in the information supplied.