



Mount Pleasant Suburb Report

— ●
Your connection to property insights



JellisCraig

MOUNT PLEASANT SUBURB REPORT

Median house price¹

Median

\$533k

Quarterly price change

6.71% ↑

Median unit price¹

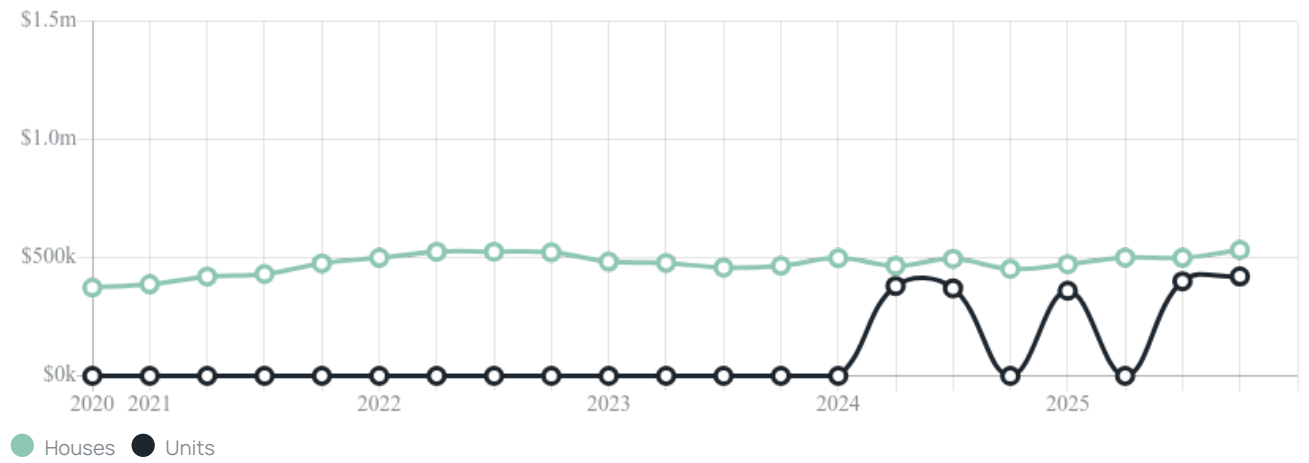
Median

\$420k

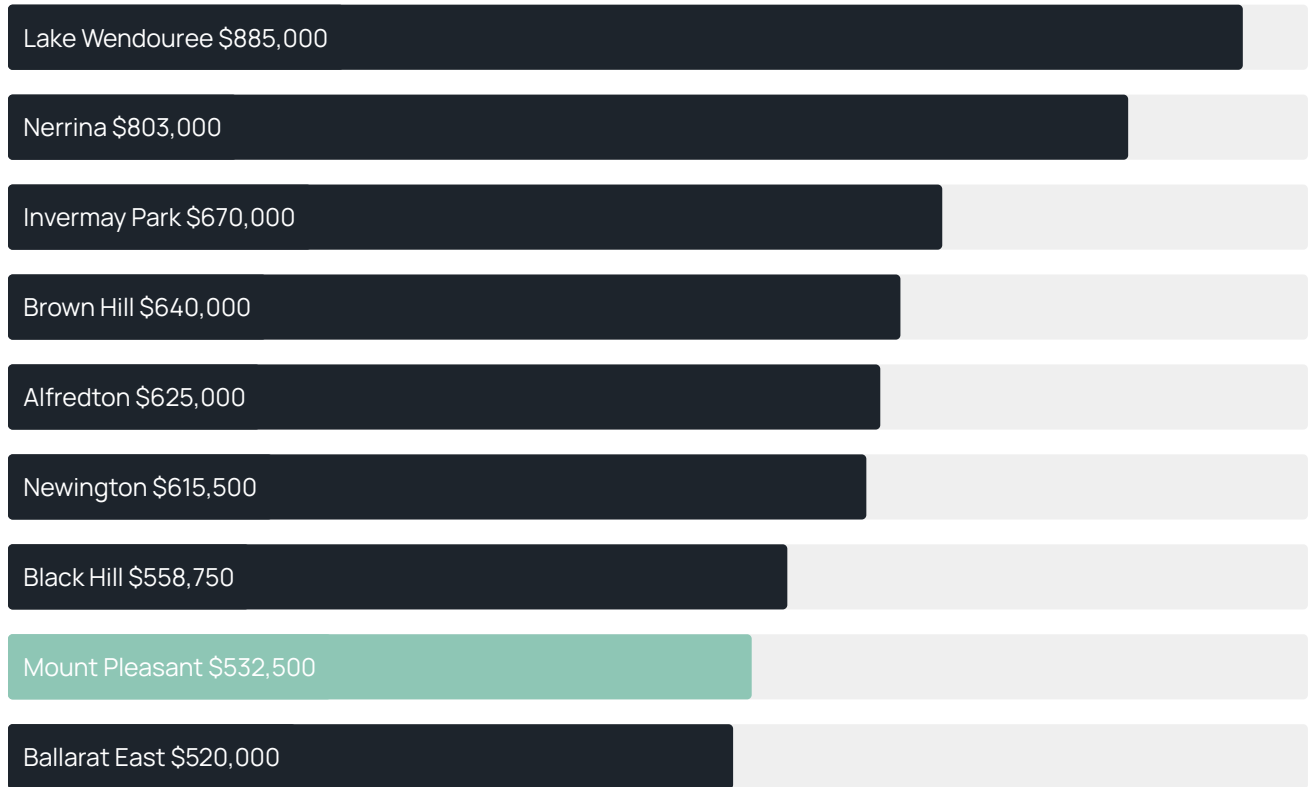
Quarterly price change

5.00% ↑


Quarterly price change¹



Median house price¹



Median unit price¹



Sale method²



● Private 100%

Median days on market³

24 days

Average hold period¹

4.5 years

Dwelling type⁵



● Houses 84% ● Units 16%

Ownership⁵



● Owned outright 32% ● Mortgaged 32% ● Rented 36%

Population⁵

2,225

Median asking rent¹

\$420 per week

Population growth⁵

1.00%

Rental yield¹

4.49%

Median age⁵

35 years











Median household size⁵

2.3 people











MOUNT PLEASANT SUBURB REPORT

Recent Mount Pleasant sales











Discover a snapshot of the most recent results for this suburb, to view the full 12 months of sales history, please go to jellisraig.com.au/suburb-reports

Address	Bedrooms	Type	Price	Sold
 13 Heales St Mount Pleasant	3	House	\$590,000	31 Mar 2026
 1/826 Bond St Mount Pleasant	3	House	\$523,500	20 Mar 2026
 824 Tress St Mount Pleasant	4	House	\$830,000	20 Mar 2026
 209 Cobden St Mount Pleasant	3	House	\$600,750	10 Mar 2026
 815 Laurie St Mount Pleasant	3	House	\$685,000	25 Feb 2026
 406 Gladstone St Mount Pleasant	3	House	\$645,000	11 Feb 2026
 822 Humffray St.S Mount Pleasant	3	House	\$412,500	10 Feb 2026
 805 Humffray St.S Mount Pleasant	2	House	\$455,000	30 Jan 2026
 9 Sykes Av Mount Pleasant	3	House	\$575,000	24 Jan 2026
 5 Trethowan St Mount Pleasant	3	House	\$575,000	21 Jan 2026

MOUNT PLEASANT SUBURB REPORT

Address	Bedrooms	Type	Price	Sold
 829 Humffray St.S Mount Pleasant	3	House	\$342,000	20 Jan 2026
 831 Humffray St.S MOUNT PLEASANT	3	House	\$562,000	20 Jan 2026
 834 Laurie St Mount Pleasant	3	House	\$510,000	16 Jan 2026
 714 Laurie St Mount Pleasant	3	House	\$570,000	19 Dec 2025
 5/2A Pryor St Mount Pleasant	3	Unit	\$470,000	16 Dec 2025
 2/23 Flockhart St Mount Pleasant	3	Unit	\$530,000	12 Dec 2025
 825 Laurie St Mount Pleasant	4	House	\$557,000	11 Dec 2025
 2/2a Pryor St Mount Pleasant	2	Unit	\$395,000	08 Dec 2025
 705 Barkly St Mount Pleasant	3	House	\$445,000	28 Nov 2025
 3/717 Tress St Mount Pleasant	2	Townhouse	\$450,000	20 Nov 2025

MOUNT PLEASANT SUBURB REPORT

Address	Bedrooms	Type	Price	Sold
 12 Saunders Cl Mount Pleasant	3	House	\$740,000	19 Nov 2025
 726 Laurie St Mount Pleasant	4	House	\$903,000	17 Nov 2025
 911 Tress St Mount Pleasant	3	House	\$455,000	11 Nov 2025
 2 Dunlop St Mount Pleasant	3	House	\$625,000	08 Nov 2025
 34 Fraser St Mount Pleasant	3	House	\$592,000	06 Nov 2025
 110 Cobden St Mount Pleasant	2	House	\$440,600	24 Oct 2025
 715 Laurie St Mount Pleasant	4	House	\$550,000	20 Oct 2025
 9 Peppermint Pl Mount Pleasant	3	Townhouse	\$456,500	17 Oct 2025
 303 Elsworth St Mount Pleasant	4	House	\$555,000	17 Oct 2025
 303 Elsworth St.W Mount Pleasant	4	House	\$555,000	17 Oct 2025



Jellis Craig Ballarat
1211 Sturt Street, Ballarat
03 5329 2500

Jellis Craig acknowledges and pays our respects to the Bunurong People, the Wadawurrung People, the Dja Dja Wurrung People and the Wurundjeri People as the Traditional Owners and original custodians of the lands on which Jellis Craig operates.

Data is current as of PDF generation date 01/04/2026

- 1 Property Data Online, updated quarterly for the past 12 months
- 2 Property Data Online, updated daily for the past 12 months
- 3 Property Data Online, updated daily for the past quarter
- 4 Jellis Craig's average inspection attendance per listing (houses) over the last 12 months, updated daily
- 5 2021 Australian Census
- 6 Property Data Online, updated daily

This publication contains data, analytics, statistics and other information supplied by PROPERTYDATAONLINE PTY LTD (PropertyData). The data provided in this publication is of a general nature and should not be construed as specific advice or relied upon in lieu of appropriate professional advice.

PropertyData relies upon data supplied by third parties and while the data is checked and reviewed, PropertyData does not warrant the accuracy or completeness of the information to the full extent permitted by the law and excludes all loss or damage howsoever arising (including through negligence) in connection with the data supplied by PropertyData. The State of Victoria owns the copyright in the Property Sales Data and reproduction of that data in any way without the consent of the State of Victoria will constitute a breach of the Copyright Act 1968 (cth). The State of Victoria does not warrant the accuracy or completeness of the Property Sales Data and any person using or relying upon such information does so on the basis that the State of Victoria accepts no responsibility or liability whatsoever for any errors, faults, defects or omissions in the information supplied.