



# Mount Pleasant Suburb Report



Your connection to property insights



JellisCraig

MOUNT PLEASANT SUBURB REPORT

Median house price<sup>1</sup>

Median

\$485k

Quarterly price change

-3.00% ↓

Median unit price<sup>1</sup>

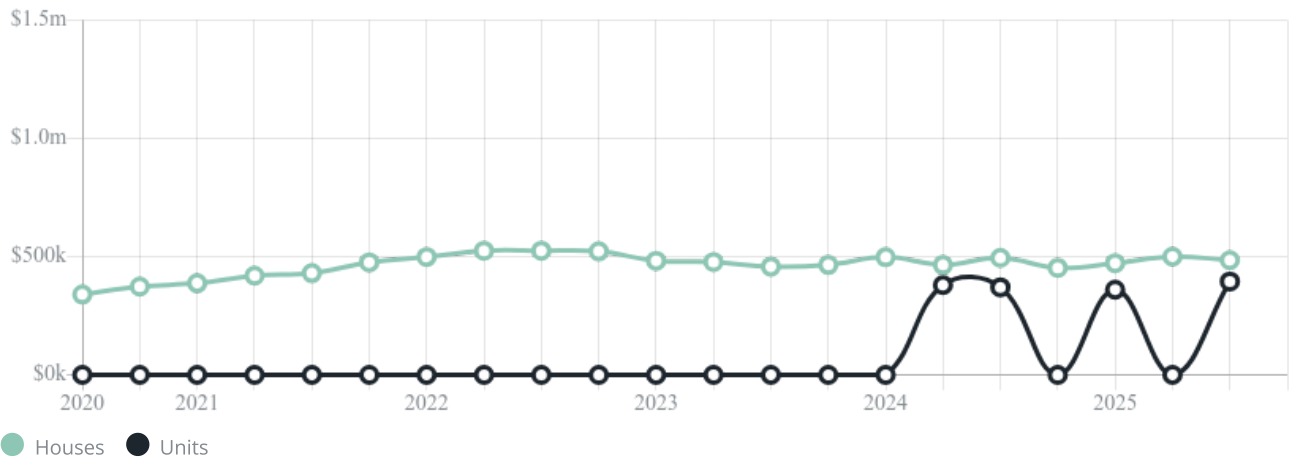
Median

\$395k

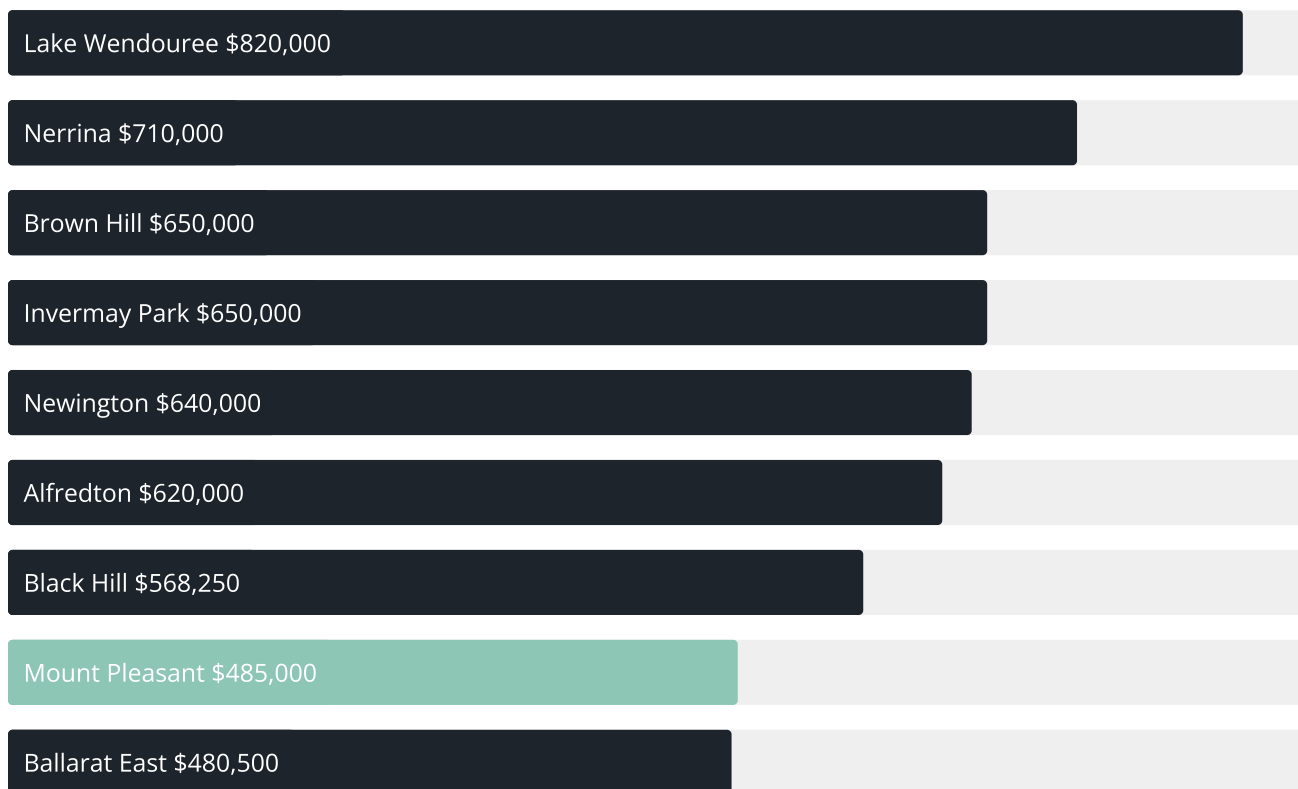
Quarterly price change

0.00% ↓

Quarterly price change<sup>1</sup>



## MOUNT PLEASANT SUBURB REPORT

Median house price<sup>1</sup>Median unit price<sup>1</sup>

Sale method<sup>2</sup>

● Private 100%

Median days on market<sup>3</sup>

31 days

Average hold period<sup>1</sup>

4.5 years

Dwelling type<sup>5</sup>

● Houses 84% ● Units 16%

Ownership<sup>5</sup>

● Owned outright 32% ● Mortgaged 32% ● Rented 36%

Population<sup>5</sup>

2,225

Median asking rent<sup>1</sup>

\$420 per week

Population growth<sup>5</sup>

1.00%

Rental yield<sup>1</sup>

4.49%

Median age<sup>5</sup>

35 years











Median household size<sup>5</sup>

2.3 people











## MOUNT PLEASANT SUBURB REPORT

## Recent Mount Pleasant sales

Discover a snapshot of the most recent results for this suburb, to view the full 12 months of sales history, please go to [jellisraig.com.au/suburb-reports](https://jellisraig.com.au/suburb-reports)











Address	Bedrooms	Type	Price	Sold
 714 Laurie St Mount Pleasant	3	House	\$570,000	19 Dec 2025
 5/2A Pryor St Mount Pleasant	3	Unit	\$470,000	16 Dec 2025
 825 Laurie St Mount Pleasant	4	House	\$557,000	11 Dec 2025
 2/2a Pryor St Mount Pleasant	2	Unit	\$395,000	08 Dec 2025
 705 Barkly St Mount Pleasant	3	House	\$445,000	28 Nov 2025
 911 Tress St Mount Pleasant	3	House	\$455,000	11 Nov 2025
 2 Dunlop St Mount Pleasant	3	House	\$625,000	08 Nov 2025
 34 Fraser St Mount Pleasant	3	House	\$592,000	06 Nov 2025
 110 Cobden St Mount Pleasant	2	House	\$440,600	24 Oct 2025
 715 Laurie St Mount Pleasant	4	House	\$550,000	20 Oct 2025

## MOUNT PLEASANT SUBURB REPORT

Address	Bedrooms	Type	Price	Sold
 9 Peppermint Pl Mount Pleasant	3	Townhouse	\$456,500	17 Oct 2025
 303 Elsworth St Mount Pleasant	4	House	\$555,000	17 Oct 2025
 303 Elsworth St.W Mount Pleasant	4	House	\$555,000	17 Oct 2025
 709 Humffray St.S Mount Pleasant	4	House	\$795,000	13 Oct 2025
 1/5 Fincham St Mount Pleasant	4	Unit	\$480,000	09 Oct 2025
 7 Haigh Pl Mount Pleasant	3	House	\$510,000	07 Oct 2025
 1/808 Barkly St Mount Pleasant	3	Unit	\$420,000	30 Sep 2025
 1/22 Heales St Mount Pleasant	3	House	\$532,500	19 Sep 2025
 22 Heales St Mount Pleasant	3	House	\$532,500	19 Sep 2025
 2 Velvet Cl Mount Pleasant	3	House	\$450,000	18 Sep 2025



## MOUNT PLEASANT SUBURB REPORT

Address	Bedrooms	Type	Price	Sold
 3/709 Tress St MOUNT PLEASANT	3	Townhouse	\$465,500	18 Sep 2025
 710 Barkly St Mount Pleasant	2	House	\$570,000	11 Sep 2025
 4/5 Heales St MOUNT PLEASANT	2	Unit	\$380,000	08 Sep 2025
 816 Laurie St Mount Pleasant	3	House	\$620,000	08 Sep 2025
 10 Talgarno Ct MOUNT PLEASANT	4	House	\$650,000	02 Sep 2025
 919 Barkly St Mount Pleasant	3	House	\$451,700	02 Sep 2025
 210A Elsworth St Mount Pleasant	3	House	\$434,000	01 Sep 2025
 4 Haigh Pl Mount Pleasant	4	House	\$505,000	01 Sep 2025
 5 Blue Gum Ct Mount Pleasant	4	House	\$710,000	26 Aug 2025
 24 Fraser St Mount Pleasant	3	House	\$515,000	21 Aug 2025



**Jellis Craig Ballarat**  
1211 Sturt Street, Ballarat  
03 5329 2500

Jellis Craig acknowledges and pays our respects to the Bunurong People, the Wadawurrung People, the Dja Dja Wurrung People and the Wurundjeri People as the Traditional Owners and original custodians of the lands on which Jellis Craig operates.

---

Data is current as of PDF generation date 08/01/2026

- 1 Property Data Online, updated quarterly for the past 12 months
- 2 Property Data Online, updated daily for the past 12 months
- 3 Property Data Online, updated daily for the past quarter
- 4 Jellis Craig's average inspection attendance per listing (houses) over the last 12 months, updated daily
- 5 2021 Australian Census
- 6 Property Data Online, updated daily

This publication contains data, analytics, statistics and other information supplied by PROPERTYDATAONLINE PTY LTD (PropertyData). The data provided in this publication is of a general nature and should not be construed as specific advice or relied upon in lieu of appropriate professional advice.

PropertyData relies upon data supplied by third parties and while the data is checked and reviewed, PropertyData does not warrant the accuracy or completeness of the information to the full extent permitted by the law and excludes all loss or damage howsoever arising (including through negligence) in connection with the data supplied by PropertyData. The State of Victoria owns the copyright in the Property Sales Data and reproduction of that data in any way without the consent of the State of Victoria will constitute a breach of the Copyright Act 1968 (cth). The State of Victoria does not warrant the accuracy or completeness of the Property Sales Data and any person using or relying upon such information does so on the basis that the State of Victoria accepts no responsibility or liability whatsoever for any errors, faults, defects or omissions in the information supplied.