



Mulgrave

# Suburb Report



Your connection to property insights



JellisCraig

MULGRAVE SUBURB REPORT

Median house price<sup>1</sup>

Median

\$1.18m

Quarterly price change

4.52% ↑

Median unit price<sup>1</sup>

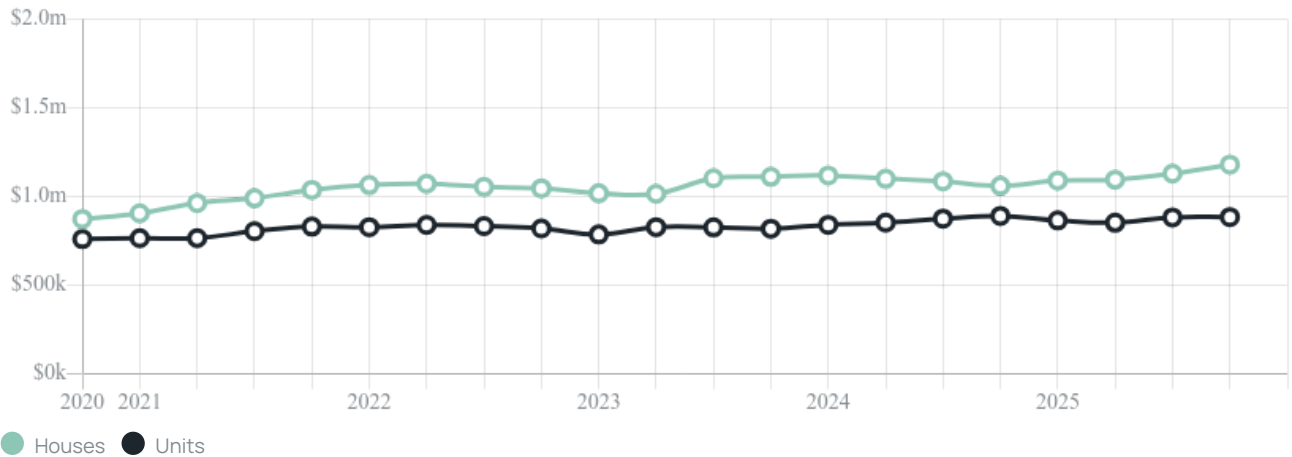
Median

\$884k

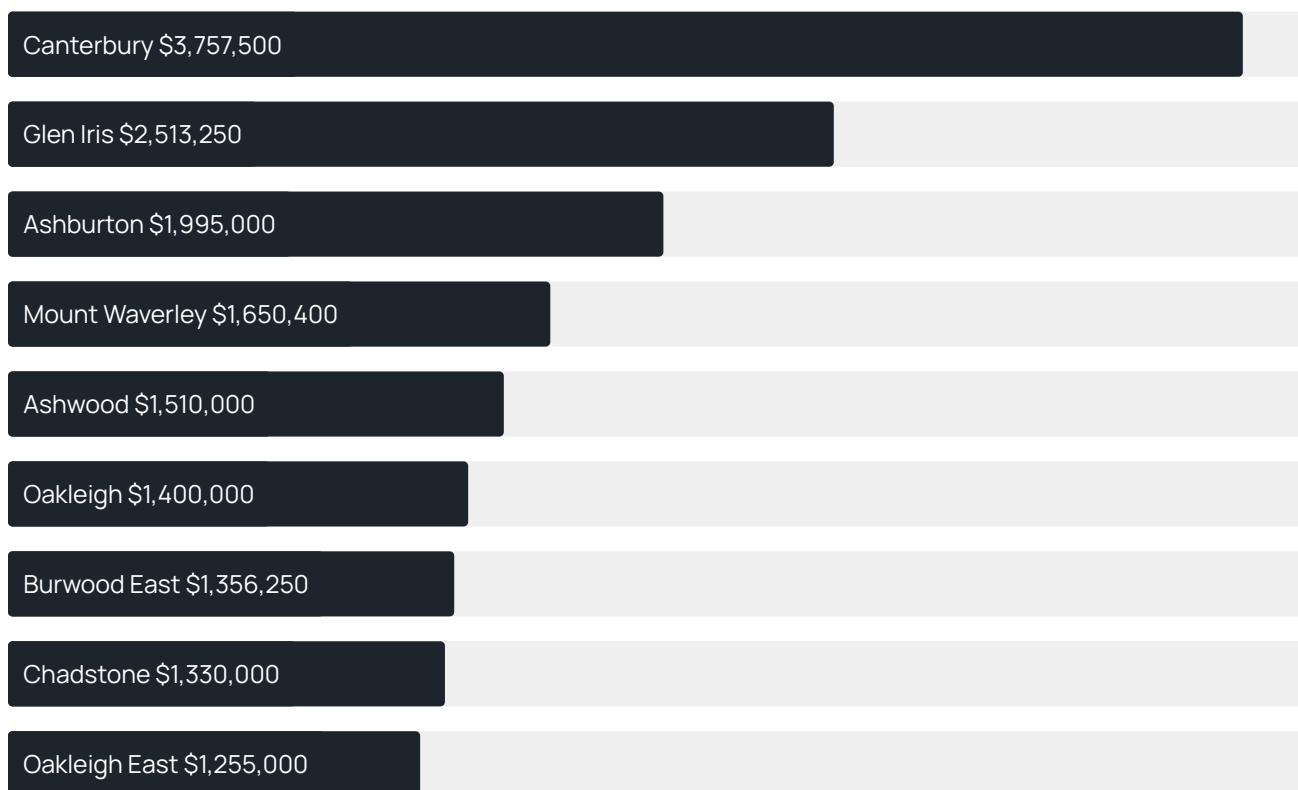
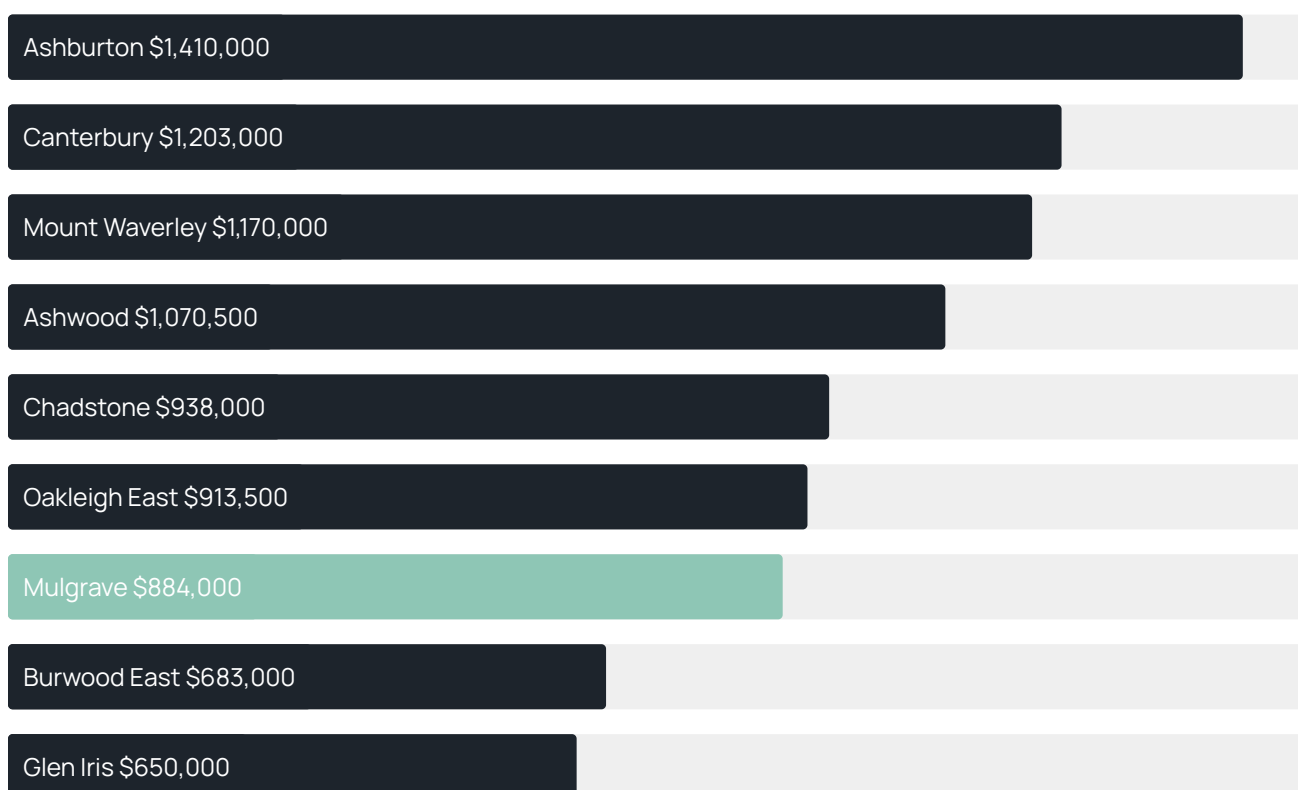
Quarterly price change

0.22% ↑

Quarterly price change<sup>1</sup>



## MULGRAVE SUBURB REPORT

Median house price<sup>1</sup>Median unit price<sup>1</sup>

Sale method<sup>2</sup>

● Auction 87%  
● Private 13%

Auction clearance rate<sup>3</sup>

---

**82.76%**Median days on market<sup>3</sup>

---

**30 days**Jellis Craig average inspection attendance per listing<sup>4</sup>

---

**30 groups**Average hold period<sup>1</sup>

---

**8.5 years**Dwelling type<sup>5</sup>

● Houses 83% ● Units 17%

Ownership<sup>5</sup>

● Owned outright 41% ● Mortgaged 40% ● Rented 20%

Population<sup>5</sup>

---

**19,889**Median asking rent<sup>1</sup>

---

**\$660 per week**Population growth<sup>5</sup>

---

**2.69%**Rental yield<sup>1</sup>

---

**3.13%**Median age<sup>5</sup>

---

**40 years**Median household size<sup>5</sup>











---

**2.8 people**











## MULGRAVE SUBURB REPORT

## Recent Mulgrave sales











Discover a snapshot of the most recent results for this suburb, to view the full 12 months of sales history, please go to [jellisraig.com.au/suburb-reports](https://jellisraig.com.au/suburb-reports)

Address	Bedrooms	Type	Price	Sold
 49 Hansworth St Mulgrave	3	House	\$1,320,000	31 Jan 2026
 8 Livingstone Cirt Mulgrave	3	Townhouse	\$921,000	31 Jan 2026
 59 Huxley Av Mulgrave	5	House	\$2,307,000	31 Jan 2026
 8 Barclay Ct Mulgrave	5	House	\$1,315,000	31 Jan 2026
 69 Kambara Dr Mulgrave	4	House	\$1,165,000	31 Jan 2026
 1/56 Glencairn St Mulgrave	3	Unit	\$850,000	31 Jan 2026
 109 Tiverton Dr Mulgrave	4	House	\$1,188,500	31 Jan 2026
 7 Rangoon Ct Mulgrave	3	House	\$910,000	28 Jan 2026
 87 Police Rd Mulgrave	3	House	\$980,000	21 Dec 2025
 77 Waverley Park Dr Mulgrave	3	House	\$800,000	16 Dec 2025

## MULGRAVE SUBURB REPORT

Address	Bedrooms	Type	Price	Sold
 2229 Dandenong Rd MULGRAVE	3	House	\$1,078,500	13 Dec 2025
 30 Tiverton Dr MULGRAVE	4	House	\$1,020,000	13 Dec 2025
 57 Tiverton Dr Mulgrave	5	House	\$2,666,000	13 Dec 2025
 11 Harcourt Av Mulgrave	3	House	\$720,000	11 Dec 2025
 3 Brunton Cr Mulgrave	5	House	\$1,395,000	06 Dec 2025
 3 Cromer Cr Mulgrave	4	House	\$1,191,000	06 Dec 2025
 9 Hainthorpe Gr Mulgrave	4	House	\$1,455,000	06 Dec 2025
 27 Bertrand Av Mulgrave	3	House	\$1,071,000	06 Dec 2025
 5 Tyalla Ct Mulgrave	3	House	\$1,080,000	06 Dec 2025
 32 Suemar St Mulgrave	3	House	\$1,230,000	06 Dec 2025

## MULGRAVE SUBURB REPORT

Address	Bedrooms	Type	Price	Sold
 12 Namatjira Ct MULGRAVE	3	House	\$1,176,000	01 Dec 2025
 614 Springvale Rd Mulgrave	5	House	\$2,602,000	29 Nov 2025
 24 Lotus Cr Mulgrave	3	House	\$1,025,000	29 Nov 2025
 1 Molesworth Dr Mulgrave	3	Townhouse	\$900,250	29 Nov 2025
 1/127 Wanda St MULGRAVE	3	Unit	\$836,000	29 Nov 2025
 34 Woolwich Dr Mulgrave	4	House	\$1,367,000	29 Nov 2025
 21 Waterside Cr Mulgrave	5	House	\$1,600,000	27 Nov 2025
 13 Exhibition Dr Mulgrave	3	House	\$1,235,000	23 Nov 2025
 1/39 Wattle Gr Mulgrave	3	Unit	\$812,000	22 Nov 2025
 13 Milton Cr Mulgrave	3	House	\$1,031,000	22 Nov 2025



**Jellis Craig Mount Waverley**  
280 Stephenson's Road, Mount Waverley  
03 8849 8088

Jellis Craig acknowledges and pays our respects to the Bunurong People, the Wadawurrung People, the Dja Dja Wurrung People and the Wurundjeri People as the Traditional Owners and original custodians of the lands on which Jellis Craig operates.

---

Data is current as of PDF generation date 01/02/2026

- 1 Property Data Online, updated quarterly for the past 12 months
- 2 Property Data Online, updated daily for the past 12 months
- 3 Property Data Online, updated daily for the past quarter
- 4 Jellis Craig's average inspection attendance per listing (houses) over the last 12 months, updated daily
- 5 2021 Australian Census
- 6 Property Data Online, updated daily

This publication contains data, analytics, statistics and other information supplied by PROPERTYDATAONLINE PTY LTD (PropertyData). The data provided in this publication is of a general nature and should not be construed as specific advice or relied upon in lieu of appropriate professional advice.

PropertyData relies upon data supplied by third parties and while the data is checked and reviewed, PropertyData does not warrant the accuracy or completeness of the information to the full extent permitted by the law and excludes all loss or damage howsoever arising (including through negligence) in connection with the data supplied by PropertyData. The State of Victoria owns the copyright in the Property Sales Data and reproduction of that data in any way without the consent of the State of Victoria will constitute a breach of the Copyright Act 1968 (cth). The State of Victoria does not warrant the accuracy or completeness of the Property Sales Data and any person using or relying upon such information does so on the basis that the State of Victoria accepts no responsibility or liability whatsoever for any errors, faults, defects or omissions in the information supplied.