



Nerrina

# Suburb Report



Your connection to property insights



**JellisCraig**

NERRINA SUBURB REPORT

Median house price<sup>1</sup>

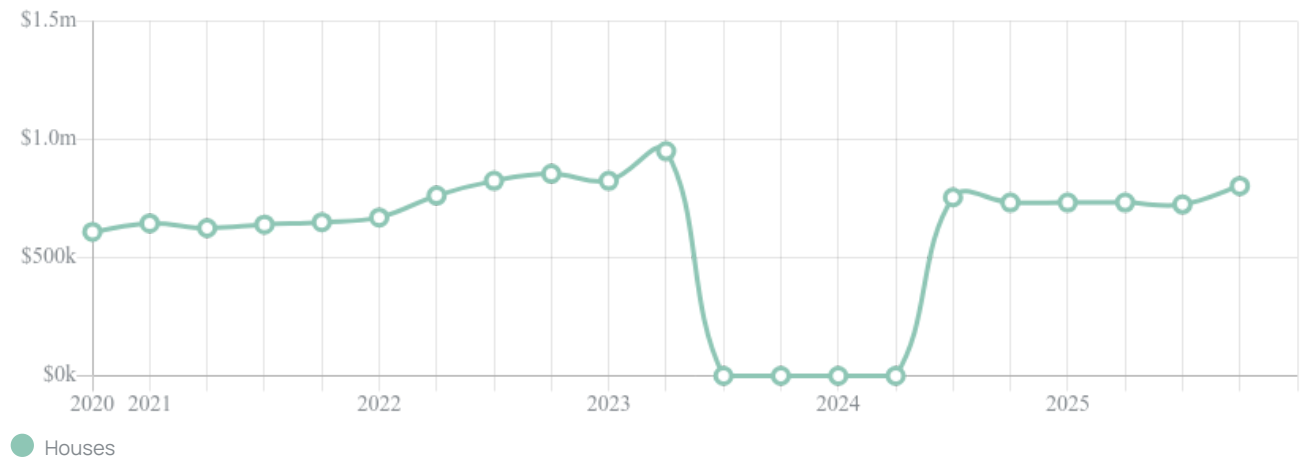
Median

\$803k

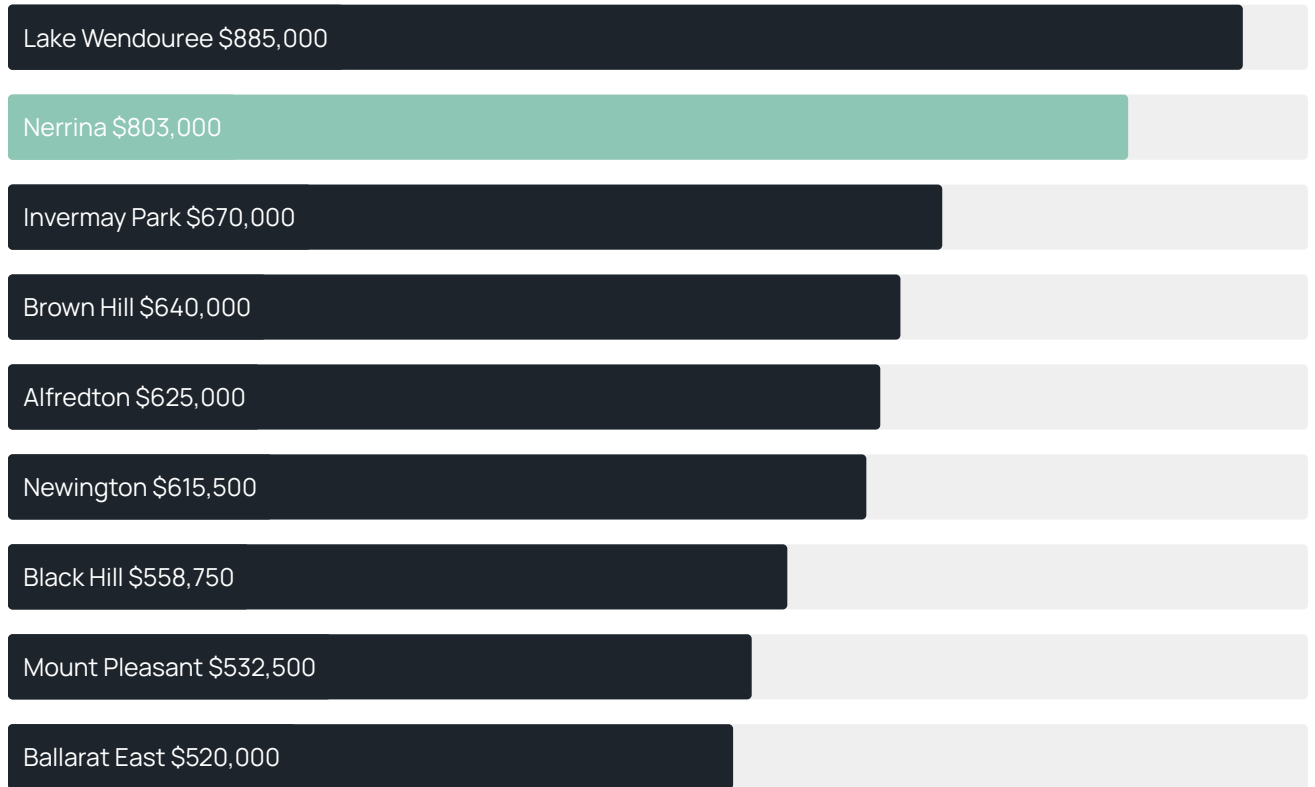
Quarterly price change

10.75% ↑

Quarterly price change<sup>1</sup>



### Median house price<sup>1</sup>



### Median unit price<sup>1</sup>



Sale method<sup>2</sup>



● Private 100%

Jellis Craig average inspection attendance per listing<sup>4</sup>  
groups

---

Average hold period<sup>1</sup>  
7.1 years

---

Dwelling type<sup>5</sup>



● Houses 99% ● Units 1%

Ownership<sup>5</sup>



● Owned outright 42% ● Mortgaged 50% ● Rented 8%

Population<sup>5</sup>

970

---

Median asking rent<sup>1</sup>

\$430 per week

---

Population growth<sup>5</sup>

0.83%

---

Rental yield<sup>1</sup>

4.15%

---

Median age<sup>5</sup>

42 years

---

Median household size<sup>5</sup>











2.7 people

---











NERRINA SUBURB REPORT

## Recent Nerrina sales

Discover a snapshot of the most recent results for this suburb, to view the full 12 months of sales history, please go to [jellisraig.com.au/suburb-reports](http://jellisraig.com.au/suburb-reports)

| Address  | Bedrooms | Type  | Price       | Sold        |
|--|----------|-------|-------------|-------------|
|  6 Hillcrest Rd<br>Nerrina    | 5        | House | \$1,420,000 | 31 Mar 2026 |
|  228 Nerrina Rd<br>Nerrina    | 4        | House | \$1,152,000 | 06 Feb 2026 |
|  222 Nerrina Rd<br>Nerrina    | 4        | House | \$850,000   | 19 Dec 2025 |
|  1 Boronia Rd<br>Nerrina     | 4        | House | \$1,250,000 | 17 Dec 2025 |
|  8 Caroline Ct<br>Nerrina   | 3        | House | \$694,000   | 04 Dec 2025 |
|  236 Glenisla Rd<br>Nerrina | 3        | House | \$952,000   | 14 Nov 2025 |
|  8 Rampling Way<br>Nerrina  | 4        | House | \$862,000   | 30 Oct 2025 |
|  185 Doodts Rd<br>Nerrina   | 2        | House | \$670,000   | 29 Oct 2025 |
|  18 Doodts Rd<br>NERRINA    | 4        | House | \$925,000   | 25 Sep 2025 |
|  107 Arapiles St<br>Nerrina | 4        | House | \$820,000   | 24 Sep 2025 |

## NERRINA SUBURB REPORT

| Address  | Bedrooms | Type  | Price       | Sold        |
|--|----------|-------|-------------|-------------|
|  35 St Mirren Dr<br>NERRINA   | 4        | House | \$710,000   | 15 Sep 2025 |
|  6 Merrick Av<br>Nerrina      | 4        | House | \$740,000   | 23 Aug 2025 |
|  11 St Mirren Dr<br>Nerrina   | 3        | House | \$316,492   | 10 Aug 2025 |
|  4a Hillcrest Rd<br>Nerrina   | 3        | House | \$427,000   | 07 Aug 2025 |
|  85 Lofven St<br>Nerrina     | 3        | House | \$560,000   | 16 Jul 2025 |
|  3-5 Cardross Cl<br>Nerrina | 4        | House | \$1,480,600 | 28 Jun 2025 |
|  3 Cardross Cl<br>Nerrina   | 3        | House | \$1,480,600 | 28 Jun 2025 |
|  8 Lofven St<br>Nerrina     | 3        | House | \$497,000   | 20 Jun 2025 |
|  37 Waranga St<br>Nerrina   | 3        | House | \$960,000   | 02 Jun 2025 |
|  28 Waranga St<br>Nerrina   | 3        | House | \$700,000   | 14 May 2025 |

NERRINA SUBURB REPORT

| Address  | Bedrooms | Type  | Price     | Sold        |
|--|----------|-------|-----------|-------------|
|  8 St Mirren Dr<br>NERRINA  | 4        | House | \$803,000 | 13 May 2025 |
|  416 Haines St<br>Nerrina   | 3        | House | \$245,000 | 10 May 2025 |
|  22 St Mirren Dr<br>NERRINA | 4        | House | \$845,000 | 16 Apr 2025 |



**Jellis Craig Ballarat**  
1211 Sturt Street, Ballarat  
03 5329 2500

Jellis Craig acknowledges and pays our respects to the Bunurong People, the Wadawurrung People, the Dja Dja Wurrung People and the Wurundjeri People as the Traditional Owners and original custodians of the lands on which Jellis Craig operates.

---

Data is current as of PDF generation date 01/04/2026

- 1 Property Data Online, updated quarterly for the past 12 months
- 2 Property Data Online, updated daily for the past 12 months
- 3 Property Data Online, updated daily for the past quarter
- 4 Jellis Craig's average inspection attendance per listing (houses) over the last 12 months, updated daily
- 5 2021 Australian Census
- 6 Property Data Online, updated daily

This publication contains data, analytics, statistics and other information supplied by PROPERTYDATAONLINE PTY LTD (PropertyData). The data provided in this publication is of a general nature and should not be construed as specific advice or relied upon in lieu of appropriate professional advice.

PropertyData relies upon data supplied by third parties and while the data is checked and reviewed, PropertyData does not warrant the accuracy or completeness of the information to the full extent permitted by the law and excludes all loss or damage howsoever arising (including through negligence) in connection with the data supplied by PropertyData. The State of Victoria owns the copyright in the Property Sales Data and reproduction of that data in any way without the consent of the State of Victoria will constitute a breach of the Copyright Act 1968 (cth). The State of Victoria does not warrant the accuracy or completeness of the Property Sales Data and any person using or relying upon such information does so on the basis that the State of Victoria accepts no responsibility or liability whatsoever for any errors, faults, defects or omissions in the information supplied.