

# JellisCraig

NEWINGTON

# Suburb Report

Know your neighbourhood.



NEWINGTON SUBURB REPORT

Median House Price\*

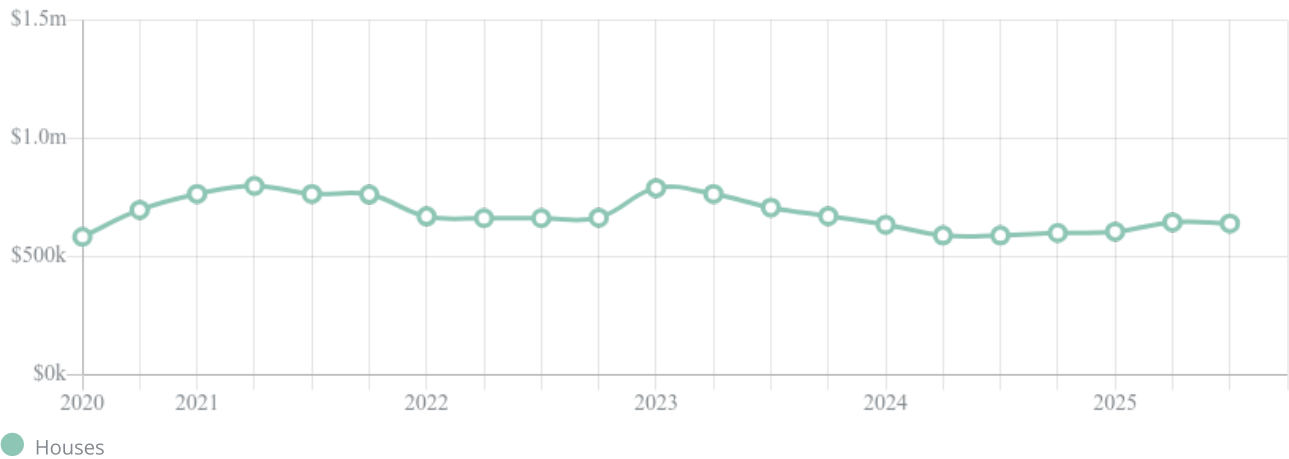
Median

\$640k

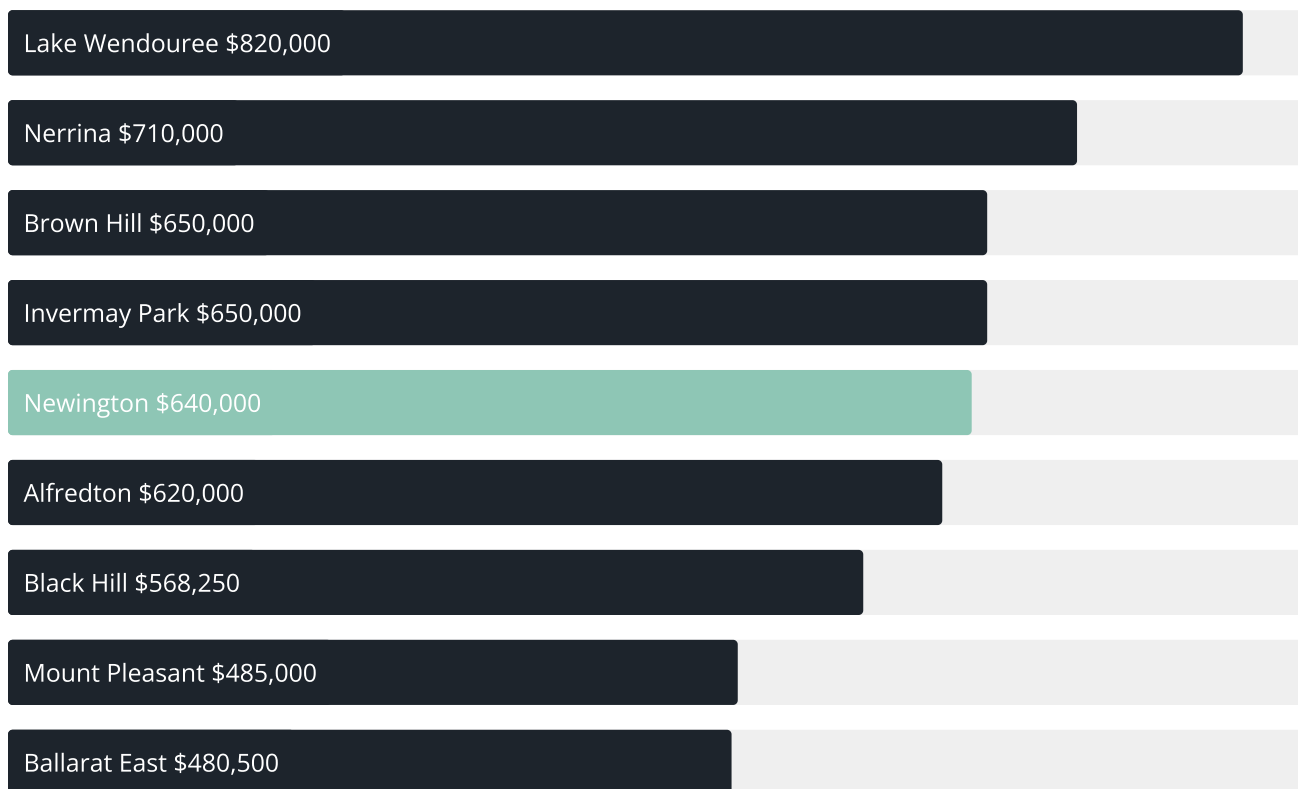
Quarterly Price Change

-0.77% ↓

Quarterly Price Change\*



## NEWINGTON SUBURB REPORT

Median House Sale Price<sup>\*</sup>Median Unit Sale Price<sup>\*</sup>

## NEWINGTON SUBURB REPORT

## Sale Method\*



● Auction 22%  
● Private 78%

## Auction Clearance Rate\*

100%

## Median Days on Market^

24 days

## Average Hold Period\*

5.8 years

## Dwelling Type^



● Houses 84% ● Units 16%

## Ownership^



● Owned Outright 42% ● Mortgaged 34% ● Rented 25%

## Population^

1,844

## Median Asking Rent per week\*

\$410

## Population Growth^

-2.95%

## Rental Yield\*

3.54%

## Median Age^











39 years

## Median Household Size^











2.4 people

## NEWINGTON SUBURB REPORT











Discover a snapshot of the most recent results for this suburb, to view the full 12 months of sales history, please go to [jellisicraig.com.au/suburbinsights](https://jellisicraig.com.au/suburbinsights)

Address	Bedrooms	Type	Price	Sold
 8/1131 Eyre St Newington	2	Unit	\$392,000	29 Nov 2025
 19 Queen Victoria St Newington	4	House	\$1,020,000	13 Nov 2025
 5/6 Balaclava St Newington	1	Unit	\$342,000	12 Nov 2025
 31 Duke St Newington	3	House	\$525,000	11 Nov 2025
 10A Stewart St Newington	3	House	\$470,000	04 Oct 2025
 1 Braches La NEWINGTON	4	House	\$1,200,000	25 Sep 2025
 29 Salisbury Av Newington	3	House	\$586,000	19 Sep 2025
 2/4 Pleasant St.S Newington	2	Townhouse	\$457,000	04 Sep 2025
 15 Nightingale St Newington	3	House	\$620,000	22 Aug 2025
 6 Winter St Newington	3	House	\$580,000	07 Aug 2025

## NEWINGTON SUBURB REPORT

Address	Bedrooms	Type	Price	Sold
 20 Queen Victoria St Newington	2	House	\$575,000	06 Aug 2025
 16 Muir Cr Newington	3	House	\$630,000	02 Aug 2025
 410 Pleasant St.S Newington	3	House	\$500,000	29 Jul 2025
 6 Salisbury Av Newington	4	House	\$950,000	16 Jul 2025
 4 Inkerman St Newington	3	House	\$500,000	09 Jul 2025
 22 Alfred St Newington	4	House	\$1,875,000	26 Jun 2025
 6/1131 Eyre St Newington	2	Unit	\$305,000	25 Jun 2025
 34 Waller Av Newington	3	House	\$735,000	24 Jun 2025
 24 Winter St Newington	3	House	\$485,000	13 Jun 2025
 21 Muir Cr Newington	3	House	\$640,000	04 Jun 2025

## NEWINGTON SUBURB REPORT

Address	Bedrooms	Type	Price	Sold
 2/24 Queen Victoria St Newington	2	Unit	\$445,000	30 May 2025
 1104 Eyre St Newington	4	House	\$1,750,000	27 May 2025
 2/2 Nightingale St NEWINGTON	1	Unit	\$292,500	26 May 2025
 5 Murray St NEWINGTON	3	House	\$840,000	20 May 2025
 18 Salisbury Av Newington	3	House	\$535,000	16 May 2025
 4 Nightingale St Newington	3	House	\$470,000	29 Apr 2025
 2a Salisbury Av NEWINGTON	4	House	\$645,000	14 Apr 2025
 4 Winter St Newington	3	House	\$530,000	04 Apr 2025
 18 Durham St NEWINGTON	4	House	\$1,875,000	03 Apr 2025
 3 Murray St Newington	3	House	\$865,000	02 Apr 2025



Ballarat Office  
1211 Sturt Street, Ballarat  
03 5329 2500

[jellisraig.com.au](http://jellisraig.com.au)

Data is current as of PDF generation date 01/12/2025

\* Updated Quarterly for the past 12 months

^ Updated daily for the past quarter

~ Updated daily: 33 recent results.

This publication contains data, analytics, statistics and other information supplied by PROPERTYDATAONLINE PTY LTD (PropertyData). The data provided in this publication is of a general nature and should not be construed as specific advice or relied upon in lieu of appropriate professional advice.

PropertyData relies upon data supplied by third parties and while the data is checked and reviewed, PropertyData does not warrant the accuracy or completeness of the information to the full extent permitted by the law and excludes all loss or damage howsoever arising (including through negligence) in connection with the data supplied by PropertyData. The State of Victoria owns the copyright in the Property Sales Data and reproduction of that data in any way without the consent of the State of Victoria will constitute a breach of the Copyright Act 1968 (cth). The State of Victoria does not warrant the accuracy or completeness of the Property Sales Data and any person using or relying upon such information does so on the basis that the State of Victoria accepts no responsibility or liability whatsoever for any errors, faults, defects or omissions in the information supplied.