



Newington

# Suburb Report



Your connection to property insights



**JellisCraig**

NEWINGTON SUBURB REPORT

Median house price<sup>1</sup>

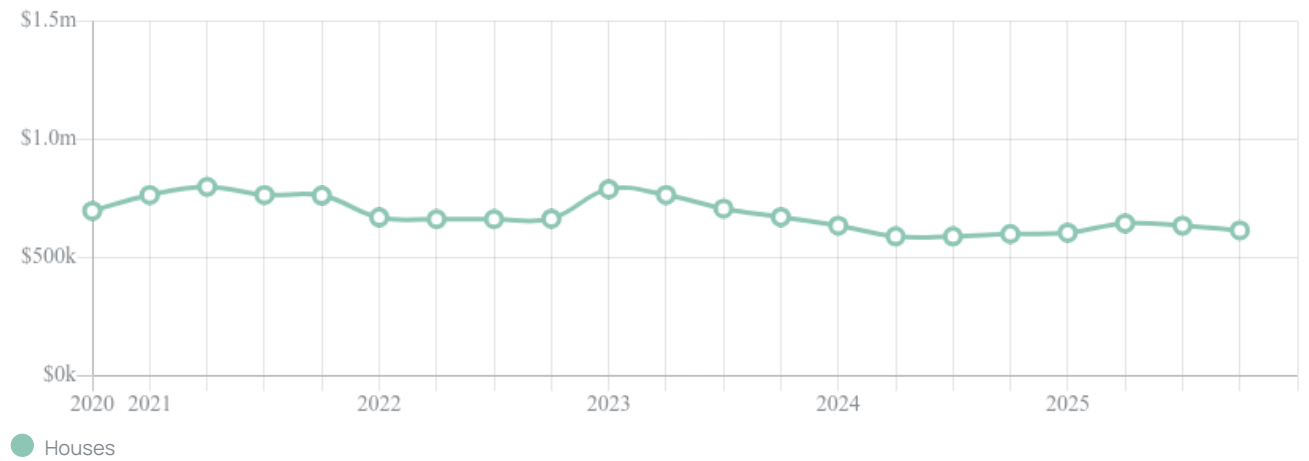
Median

\$616k

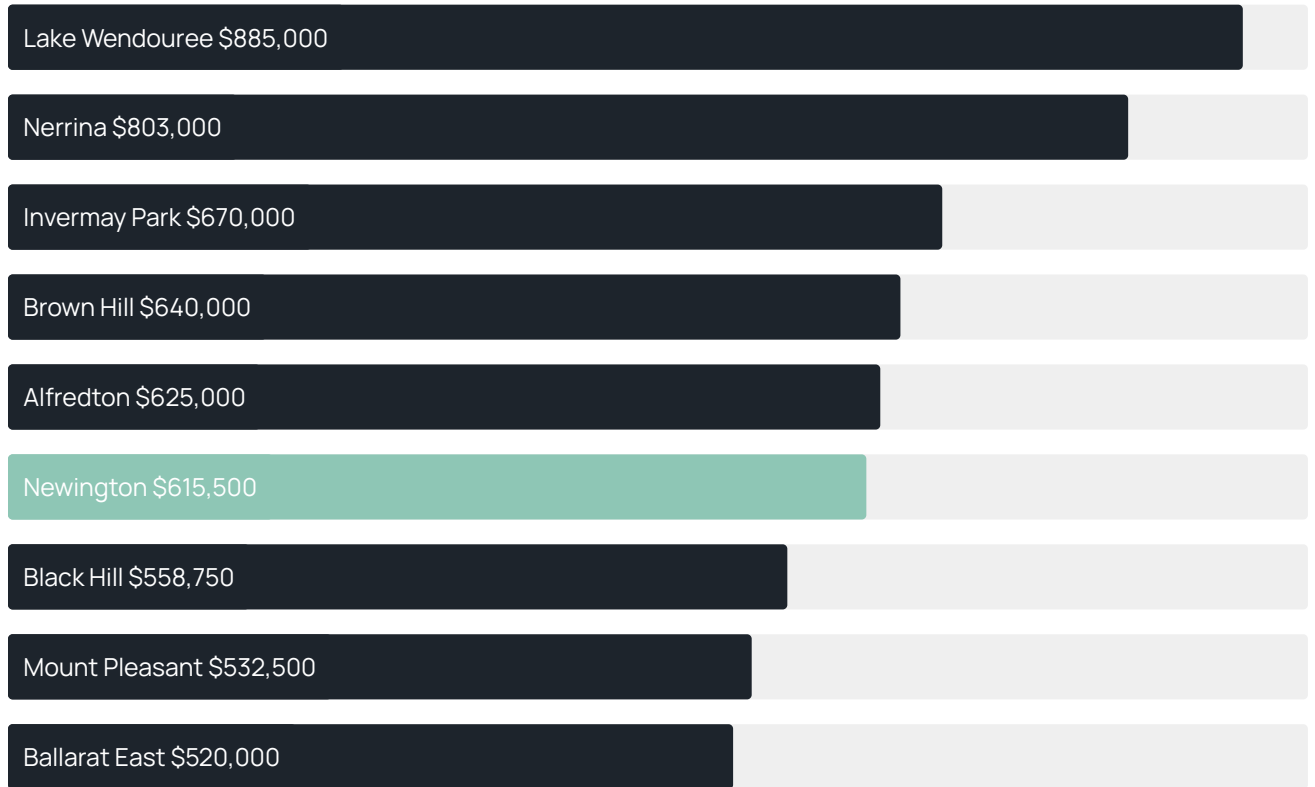
Quarterly price change

-3.07% ↓

Quarterly price change<sup>1</sup>



### Median house price<sup>1</sup>



### Median unit price<sup>1</sup>



Sale method<sup>2</sup>



● Private 100%

Jellis Craig average inspection attendance per listing<sup>4</sup>  
groups

---

Average hold period<sup>1</sup>  
5.8 years

---

Dwelling type<sup>5</sup>



● Houses 84% ● Units 16%

Ownership<sup>5</sup>



● Owned outright 42% ● Mortgaged 34% ● Rented 25%

Population<sup>5</sup>

1,844

---

Median asking rent<sup>1</sup>

\$420 per week

---

Population growth<sup>5</sup>

-2.95%

---

Rental yield<sup>1</sup>

3.54%

---

Median age<sup>5</sup>

39 years

---

Median household size<sup>5</sup>











2.4 people

---











NEWINGTON SUBURB REPORT

## Recent Newington sales











Discover a snapshot of the most recent results for this suburb, to view the full 12 months of sales history, please go to [jellisraig.com.au/suburb-reports](http://jellisraig.com.au/suburb-reports)

Address	Bedrooms	Type	Price	Sold
 37 Queen Victoria St Newington	3	House	\$625,000	23 Feb 2026
 47 Durham St Newington	3	House	\$1,000,000	11 Feb 2026
 35 Queen Victoria St Newington	3	House	\$705,000	03 Feb 2026
 13 Redan St Newington	2	House	\$490,000	23 Dec 2025
 16 Waller Av Newington	3	House	\$625,000	18 Dec 2025
 2/20 Inkerman St Newington	3	House	\$535,000	15 Dec 2025
 14 Waller Av Newington	3	House	\$560,000	12 Dec 2025
 18a Queen Victoria St Newington	4	House	\$1,280,000	10 Dec 2025
 31 Salisbury Av Newington	3	House	\$600,000	06 Dec 2025
 5 Russell St Newington	4	House	\$2,100,000	03 Dec 2025

## NEWINGTON SUBURB REPORT

Address	Bedrooms	Type	Price	Sold
 8/1131 Eyre St Newington	2	Unit	\$392,000	29 Nov 2025
 8 Winter St Newington	3	House	\$530,000	29 Nov 2025
 2/2 Nightingale St NEWINGTON	1	Unit	\$301,000	27 Nov 2025
 1139 Eyre St Newington	3	House	\$546,000	24 Nov 2025
 6 Nightingale St Newington	3	House	\$545,000	23 Nov 2025
 10 Duke St Newington	3	House	\$700,000	19 Nov 2025
 19 Queen Victoria St Newington	4	House	\$1,020,000	13 Nov 2025
 5/6 Balaclava St Newington	1	Unit	\$342,000	12 Nov 2025
 31 Duke St Newington	3	House	\$525,000	11 Nov 2025
 43b Queen Victoria St Newington	3	House	\$580,000	05 Nov 2025

## NEWINGTON SUBURB REPORT

Address	Bedrooms	Type	Price	Sold
 13 Smith St Newington	3	House	\$475,000	29 Oct 2025
 7 Malakoff St Newington	3	House	\$690,000	29 Oct 2025
 1/20 Pleasant St.S Newington	2	Flat/Unit/Apartment	\$560,000	28 Oct 2025
 10A Stewart St Newington	3	House	\$470,000	04 Oct 2025
 1 Braches La NEWINGTON	4	House	\$1,200,000	25 Sep 2025
 29 Salisbury Av Newington	3	House	\$586,000	19 Sep 2025
 2/4 Pleasant St.S Newington	2	Townhouse	\$457,000	04 Sep 2025
 15 Nightingale St Newington	3	House	\$620,000	22 Aug 2025
 6 Exchange St Newington	4	House	\$480,000	20 Aug 2025
 6 Winter St Newington	3	House	\$580,000	07 Aug 2025



**Jellis Craig Ballarat**  
1211 Sturt Street, Ballarat  
03 5329 2500

Jellis Craig acknowledges and pays our respects to the Bunurong People, the Wadawurrung People, the Dja Dja Wurrung People and the Wurundjeri People as the Traditional Owners and original custodians of the lands on which Jellis Craig operates.

---

Data is current as of PDF generation date 01/04/2026

- 1 Property Data Online, updated quarterly for the past 12 months
- 2 Property Data Online, updated daily for the past 12 months
- 3 Property Data Online, updated daily for the past quarter
- 4 Jellis Craig's average inspection attendance per listing (houses) over the last 12 months, updated daily
- 5 2021 Australian Census
- 6 Property Data Online, updated daily

This publication contains data, analytics, statistics and other information supplied by PROPERTYDATAONLINE PTY LTD (PropertyData). The data provided in this publication is of a general nature and should not be construed as specific advice or relied upon in lieu of appropriate professional advice.

PropertyData relies upon data supplied by third parties and while the data is checked and reviewed, PropertyData does not warrant the accuracy or completeness of the information to the full extent permitted by the law and excludes all loss or damage howsoever arising (including through negligence) in connection with the data supplied by PropertyData. The State of Victoria owns the copyright in the Property Sales Data and reproduction of that data in any way without the consent of the State of Victoria will constitute a breach of the Copyright Act 1968 (cth). The State of Victoria does not warrant the accuracy or completeness of the Property Sales Data and any person using or relying upon such information does so on the basis that the State of Victoria accepts no responsibility or liability whatsoever for any errors, faults, defects or omissions in the information supplied.