



Newington

Suburb Report



Your connection to property insights



JellisCraig

NEWINGTON SUBURB REPORT

Median house price¹

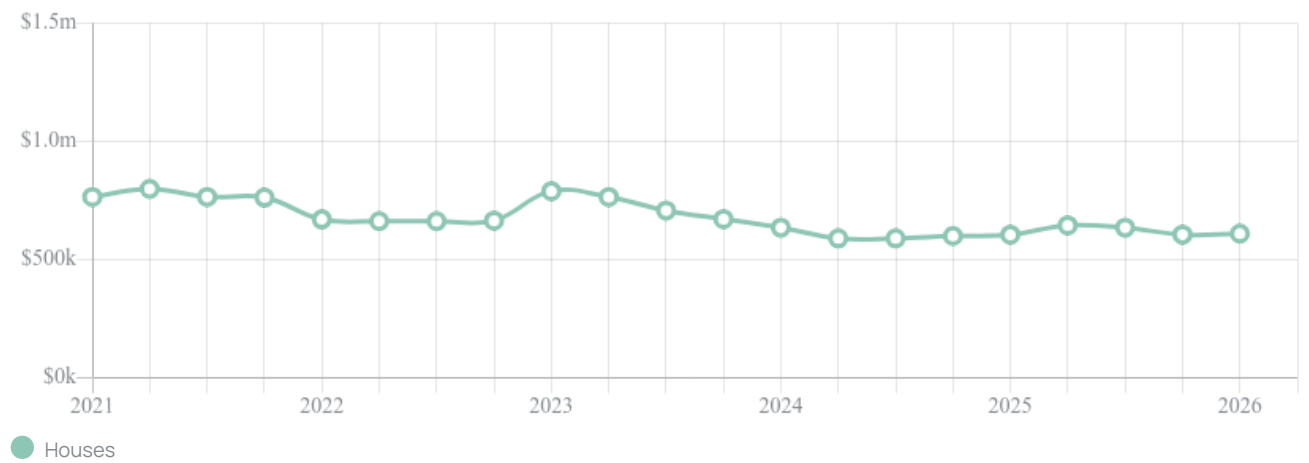
Median

\$610k

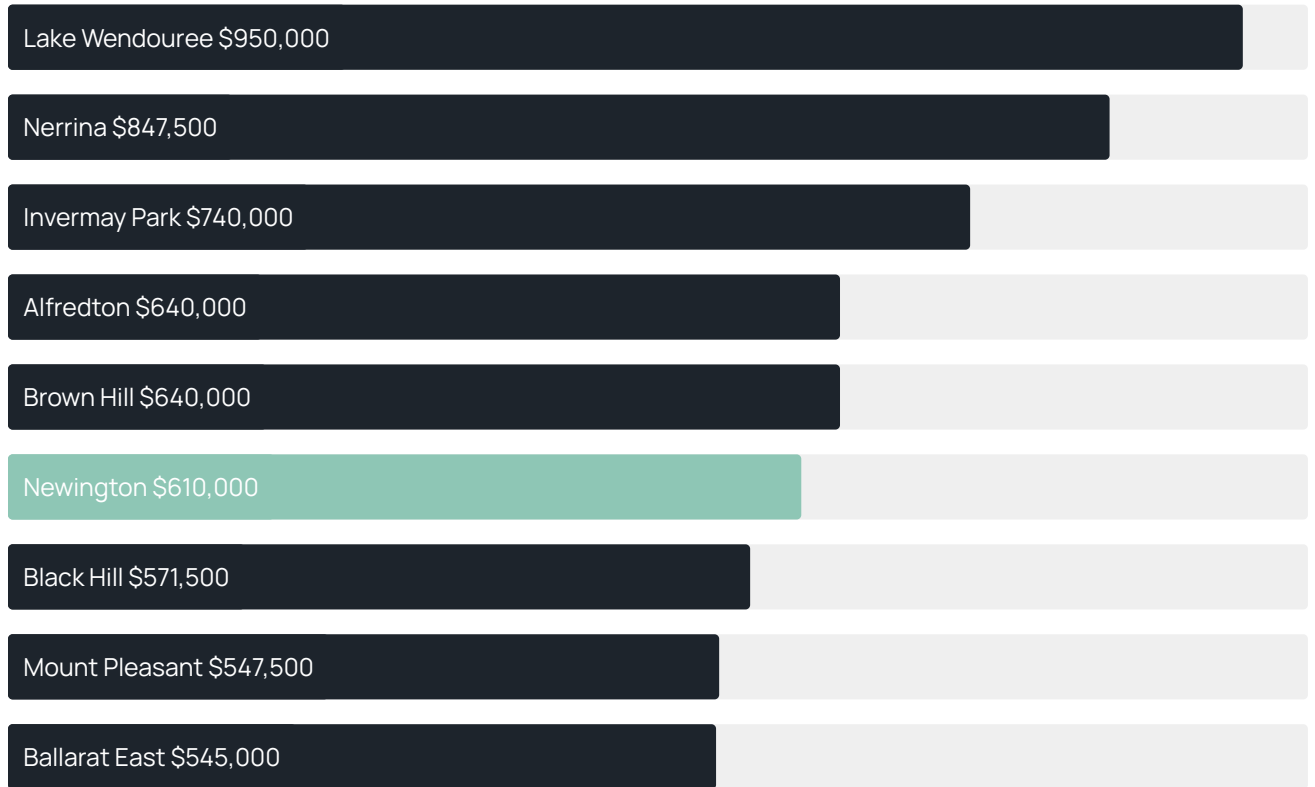
Quarterly price change

0.74% ↑

Quarterly price change¹



Median house price¹



Median unit price¹



Sale method²



● Auction 17%
● Private 83%

Jellis Craig average inspection attendance per listing⁴
groups

Average hold period¹
5.8 years

Dwelling type⁵



● Houses 84% ● Units 16%

Ownership⁵



● Owned outright 42% ● Mortgaged 34% ● Rented 25%

Population⁵

1,844

Median asking rent¹

\$430 per week

Population growth⁵

-2.95%

Rental yield¹

3.54%

Median age⁵

39 years











Median household size⁵

2.4 people











NEWINGTON SUBURB REPORT

Recent Newington sales











Discover a snapshot of the most recent results for this suburb, to view the full 12 months of sales history, please go to jellisraig.com.au/suburb-reports

Address	Bedrooms	Type	Price	Sold
 422 Pleasant St.S Newington	3	House	\$639,950	03 Jun 2026
 4 Collard St Newington	2	House	\$595,000	29 May 2026
 411 Russell St NEWINGTON	3	House	\$650,000	13 May 2026
 1/20 Inkerman St Newington	3	Townhouse	\$535,000	04 May 2026
 12 Malakoff St Newington	3	House	\$610,000	08 Apr 2026
 3/1131 Eyre St Newington	2	Unit	\$420,000	26 Mar 2026
 42 Salisbury Av Newington	3	House	\$685,000	10 Mar 2026
 206 Pleasant St.S Newington	3	House	\$735,000	24 Feb 2026
 37 Queen Victoria St Newington	3	House	\$625,000	23 Feb 2026
 209 Russell St Newington	2	House	\$450,000	23 Feb 2026

NEWINGTON SUBURB REPORT

Address	Bedrooms	Type	Price	Sold
 47 Durham St Newington	3	House	\$1,000,000	11 Feb 2026
 1129 Eyre St Newington	4	House	\$1,000,000	09 Feb 2026
 35 Queen Victoria St Newington	3	House	\$705,000	03 Feb 2026
 6a Waller Av NEWINGTON	1	House	\$365,000	30 Jan 2026
 13 Redan St Newington	2	House	\$490,000	23 Dec 2025
 16 Waller Av Newington	3	House	\$625,000	18 Dec 2025
 2/20 Inkerman St Newington	3	House	\$535,000	15 Dec 2025
 14 Waller Av Newington	3	House	\$560,000	12 Dec 2025
 18a Queen Victoria St Newington	4	House	\$1,280,000	10 Dec 2025
 31 Salisbury Av Newington	3	House	\$600,000	06 Dec 2025

NEWINGTON SUBURB REPORT

Address	Bedrooms	Type	Price	Sold
 5 Russell St Newington	4	House	\$2,100,000	03 Dec 2025
 8/1131 Eyre St Newington	2	Unit	\$392,000	29 Nov 2025
 8 Winter St Newington	3	House	\$530,000	29 Nov 2025
 2/2 Nightingale St NEWINGTON	1	Unit	\$301,000	27 Nov 2025
 1139 Eyre St Newington	3	House	\$546,000	24 Nov 2025
 6 Nightingale St Newington	3	House	\$545,000	23 Nov 2025
 10 Duke St Newington	3	House	\$700,000	19 Nov 2025
 19 Queen Victoria St Newington	4	House	\$1,020,000	13 Nov 2025
 5/6 Balaclava St Newington	1	Unit	\$342,000	12 Nov 2025
 31 Duke St Newington	3	House	\$525,000	11 Nov 2025



Jellis Craig Ballarat
1211 Sturt Street, Ballarat
03 5329 2500

Jellis Craig acknowledges and pays our respects to the Bunurong People, the Wadawurrung People, the Dja Dja Wurrung People and the Wurundjeri People as the Traditional Owners and original custodians of the lands on which Jellis Craig operates.

Data is current as of PDF generation date 01/07/2026

- 1 Property Data Online, updated quarterly for the past 12 months
- 2 Property Data Online, updated daily for the past 12 months
- 3 Property Data Online, updated daily for the past quarter
- 4 Jellis Craig's average inspection attendance per listing (houses) over the last 12 months, updated daily
- 5 2021 Australian Census
- 6 Property Data Online, updated daily

This publication contains data, analytics, statistics and other information supplied by PROPERTYDATAONLINE PTY LTD (PropertyData). The data provided in this publication is of a general nature and should not be construed as specific advice or relied upon in lieu of appropriate professional advice.

PropertyData relies upon data supplied by third parties and while the data is checked and reviewed, PropertyData does not warrant the accuracy or completeness of the information to the full extent permitted by the law and excludes all loss or damage howsoever arising (including through negligence) in connection with the data supplied by PropertyData. The State of Victoria owns the copyright in the Property Sales Data and reproduction of that data in any way without the consent of the State of Victoria will constitute a breach of the Copyright Act 1968 (cth). The State of Victoria does not warrant the accuracy or completeness of the Property Sales Data and any person using or relying upon such information does so on the basis that the State of Victoria accepts no responsibility or liability whatsoever for any errors, faults, defects or omissions in the information supplied.