



Newport

Suburb Report



Your connection to property insights



JellisCraig

NEWPORT SUBURB REPORT

Median house price¹

Median

\$1.24m

Quarterly price change

0.81% ↑

Median unit price¹

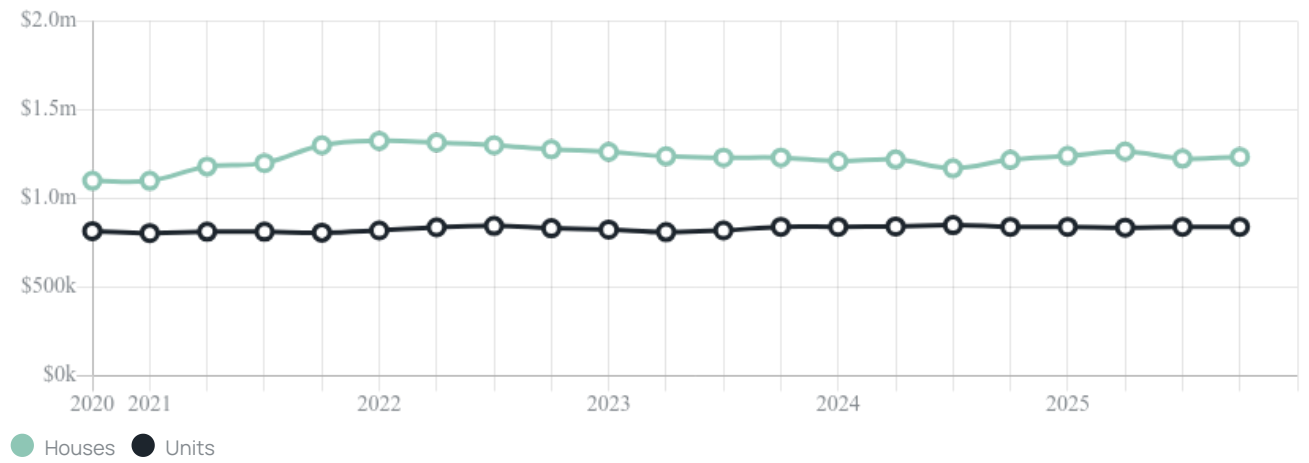
Median

\$840k

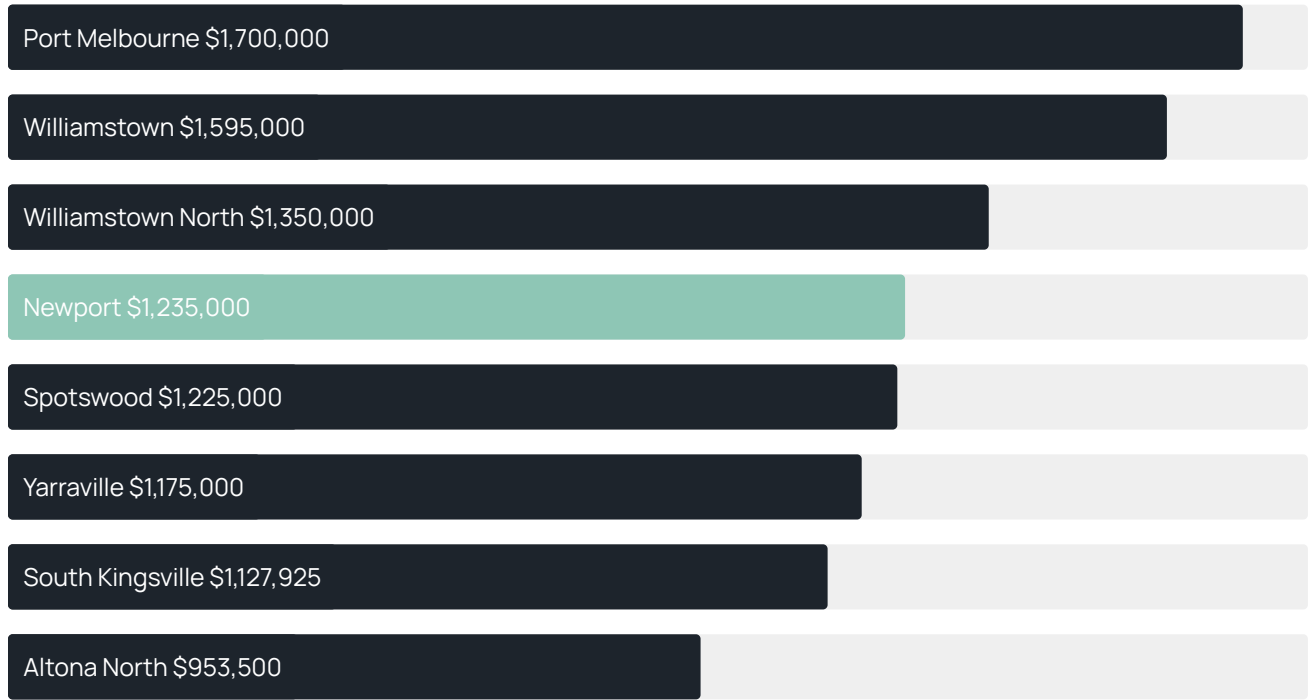
Quarterly price change

0.00% ↓

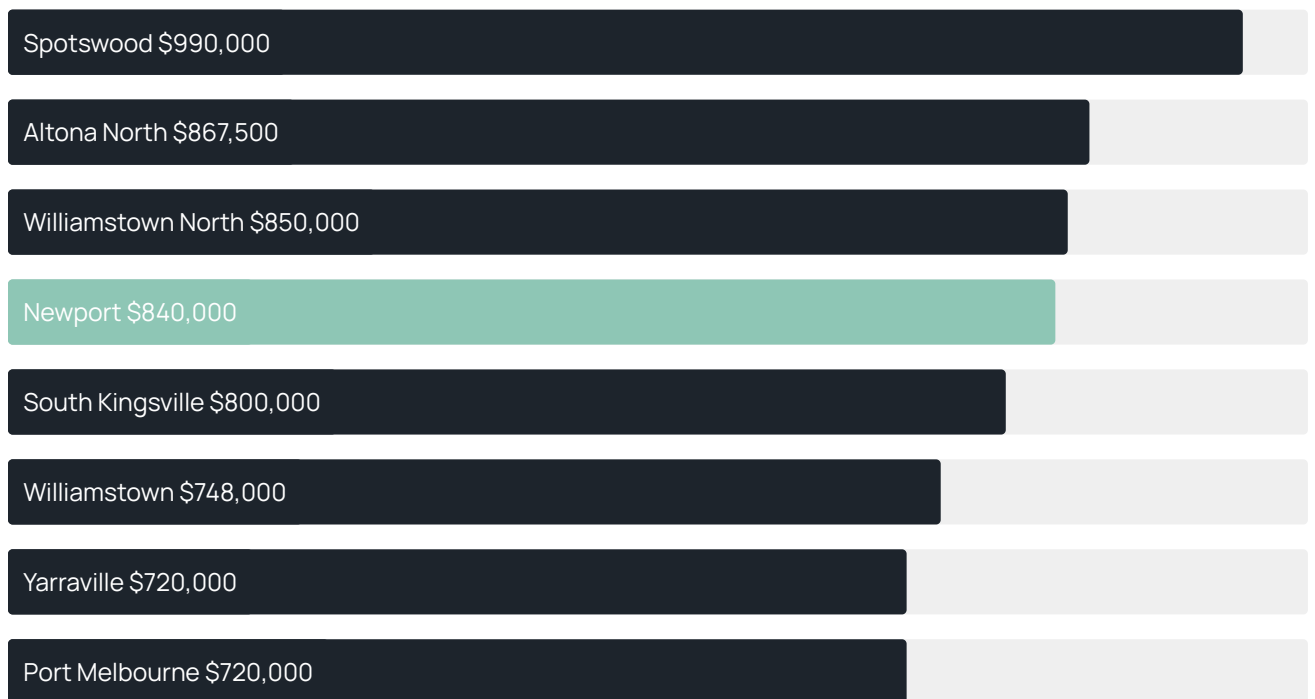
Quarterly price change¹



Median house price¹



Median unit price¹



Sale method²



● Auction 53%
● Private 47%

Auction clearance rate³

81.48%

Median days on market³

33 days

Jellis Craig average inspection attendance per listing⁴

33 groups

Average hold period¹

6.5 years

Dwelling type⁵



● Houses 67% ● Units 33%

Ownership⁵



● Owned outright 30% ● Mortgaged 44% ● Rented 25%

Population⁵

13,658

Median asking rent¹

\$695 per week

Population growth⁵

5.74%

Rental yield¹

3.06%

Median age⁵

38 years











Median household size⁵

2.6 people











NEWPORT SUBURB REPORT

Recent Newport sales











Discover a snapshot of the most recent results for this suburb, to view the full 12 months of sales history, please go to jellisraig.com.au/suburb-reports

Address	Bedrooms	Type	Price	Sold
 7 Hobson St Newport	4	House	\$1,170,000	30 Mar 2026
 75 High St Newport	4	House	\$1,550,000	30 Mar 2026
 33a Bunbury St Newport	5	House	\$1,952,000	28 Mar 2026
 25 Monmouth St Newport	3	House	\$970,000	27 Mar 2026
 92 Wilkins St Newport	3	House	\$985,000	24 Mar 2026
 3/59 Challis St Newport	2	Unit	\$681,000	23 Mar 2026
 18 Chalmers La Newport	3	House	\$980,000	20 Mar 2026
 34 Oxford St Newport	5	House	\$2,370,000	17 Mar 2026
 16a Rosshire Rd Newport	3	Townhouse	\$1,250,000	17 Mar 2026
 77 Gordon St Newport	3	House	\$897,500	14 Mar 2026

NEWPORT SUBURB REPORT

Address	Bedrooms	Type	Price	Sold
 6 Savige St Newport	3	House	\$1,160,000	12 Mar 2026
 129 Woods St Newport	2	House	\$850,000	07 Mar 2026
 12/508 Melbourne Rd Newport	2	Apartment	\$361,000	06 Mar 2026
 6 Neumayer Pl Newport	5	House	\$2,050,000	05 Mar 2026
 3/205 Mason St NEWPORT	2	Apartment	\$395,000	04 Mar 2026
 21 Speight St Newport	3	House	\$1,325,000	28 Feb 2026
 2 Ford St Newport	3	House	\$1,450,000	28 Feb 2026
 89 John Liston Dr Newport	3	House	\$1,227,500	28 Feb 2026
 1/117 Blackshaws Rd Newport	2	House	\$790,000	27 Feb 2026
 82 Gordon St Newport	3	House	\$1,048,000	26 Feb 2026

NEWPORT SUBURB REPORT

Address	Bedrooms	Type	Price	Sold
 15 Blackshaws Rd Newport	3	House	\$930,000	25 Feb 2026
 44a Graham St Newport	3	House	\$1,480,000	24 Feb 2026
 133 Woods St Newport	3	House	\$1,270,000	21 Feb 2026
 2/21 Basil St NEWPORT	3	Townhouse	\$780,000	18 Feb 2026
 45 Elphin St Newport	3	House	\$2,370,000	18 Feb 2026
 6 Keen St Newport	3	House	\$970,000	14 Feb 2026
 2/35 Maddox Rd Newport	2	Unit	\$670,000	13 Feb 2026
 6/6 Paine St Newport	2	Apartment	\$690,000	12 Feb 2026
 2/13 Jubilee St Newport	3	Unit	\$900,000	09 Feb 2026
 47a Gordon St Newport	3	Townhouse	\$1,020,000	07 Feb 2026



Jellis Craig Williamstown
84 Ferguson Street, Williamstown
03 8387 0000

Jellis Craig acknowledges and pays our respects to the Bunurong People, the Wadawurrung People, the Dja Dja Wurrung People and the Wurundjeri People as the Traditional Owners and original custodians of the lands on which Jellis Craig operates.

Data is current as of PDF generation date 01/04/2026

- 1 Property Data Online, updated quarterly for the past 12 months
- 2 Property Data Online, updated daily for the past 12 months
- 3 Property Data Online, updated daily for the past quarter
- 4 Jellis Craig's average inspection attendance per listing (houses) over the last 12 months, updated daily
- 5 2021 Australian Census
- 6 Property Data Online, updated daily

This publication contains data, analytics, statistics and other information supplied by PROPERTYDATAONLINE PTY LTD (PropertyData). The data provided in this publication is of a general nature and should not be construed as specific advice or relied upon in lieu of appropriate professional advice.

PropertyData relies upon data supplied by third parties and while the data is checked and reviewed, PropertyData does not warrant the accuracy or completeness of the information to the full extent permitted by the law and excludes all loss or damage howsoever arising (including through negligence) in connection with the data supplied by PropertyData. The State of Victoria owns the copyright in the Property Sales Data and reproduction of that data in any way without the consent of the State of Victoria will constitute a breach of the Copyright Act 1968 (cth). The State of Victoria does not warrant the accuracy or completeness of the Property Sales Data and any person using or relying upon such information does so on the basis that the State of Victoria accepts no responsibility or liability whatsoever for any errors, faults, defects or omissions in the information supplied.