



Newtown

Suburb Report



Your connection to property insights



JellisCraig

NEWTOWN SUBURB REPORT

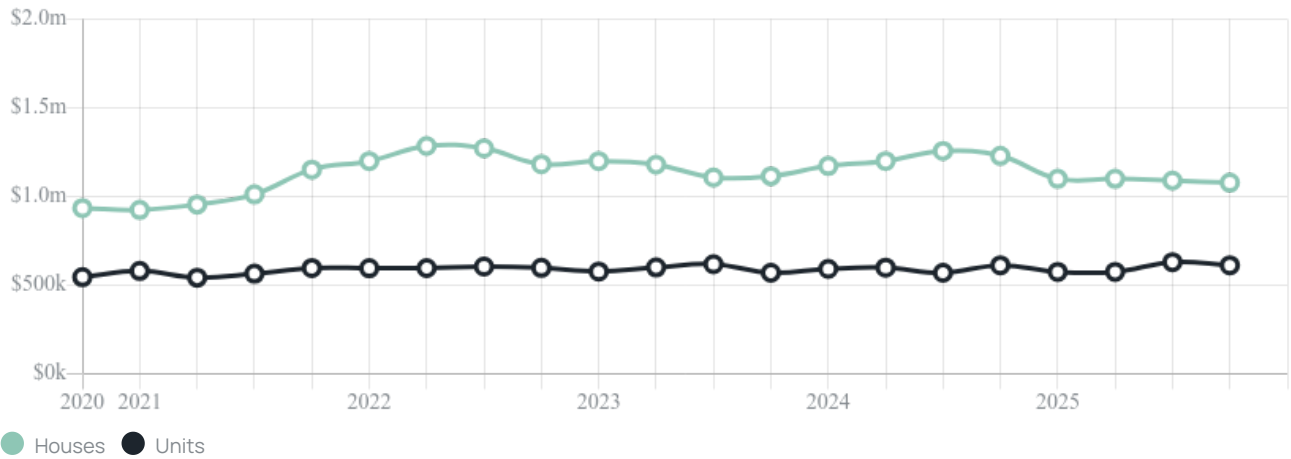
Median house price¹

Median
\$1.08m
Quarterly price change
-1.05% ↓

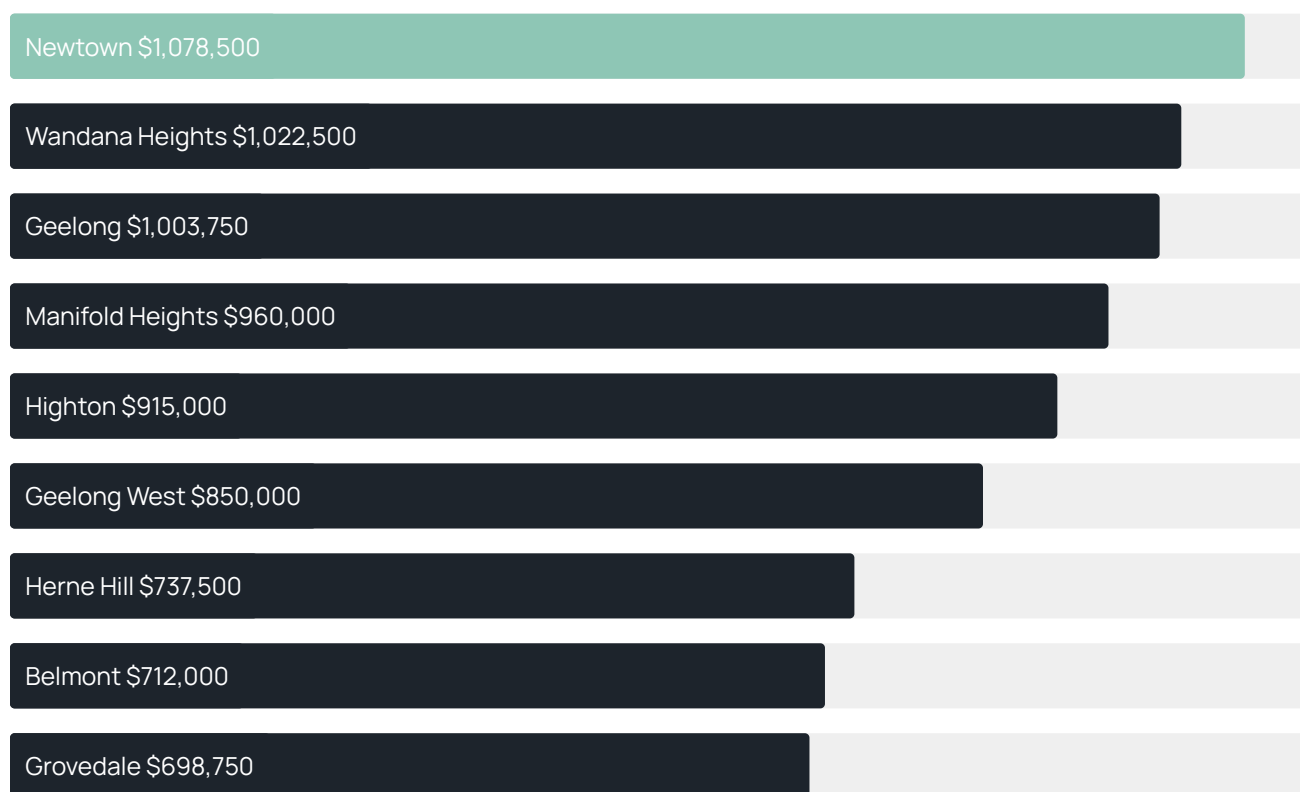
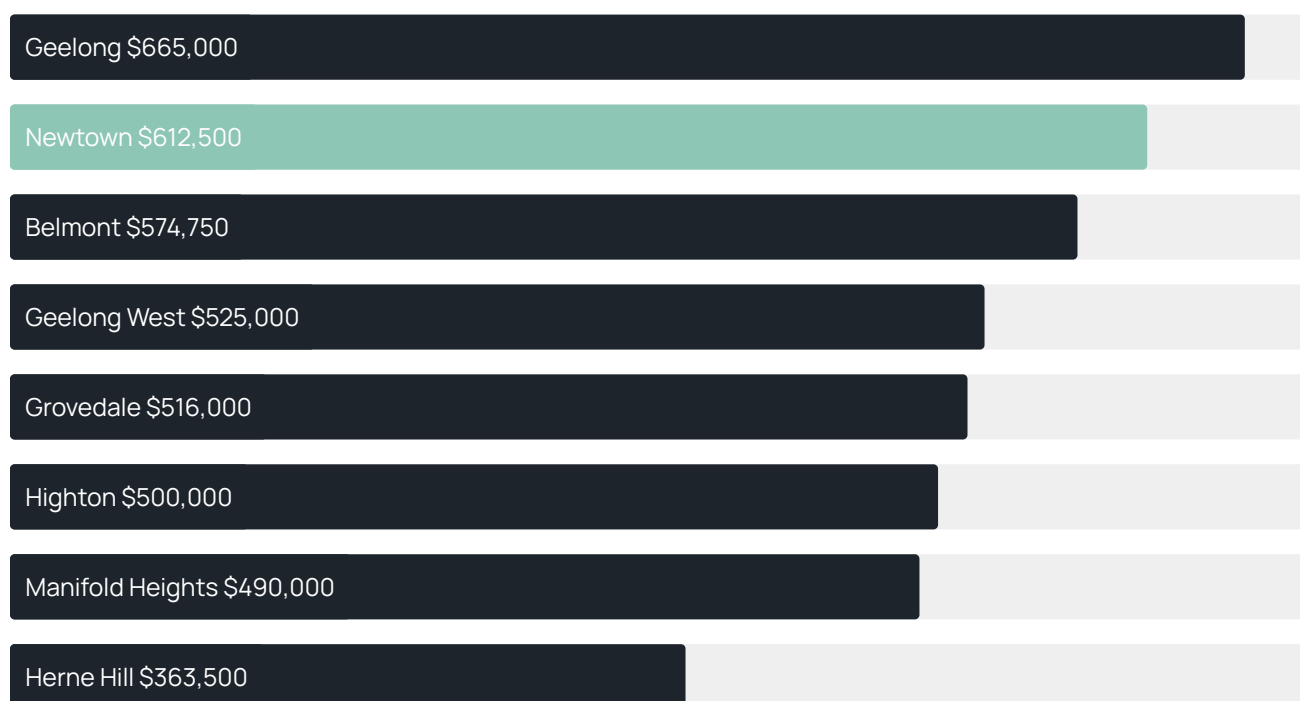
Median unit price¹

Median
\$613k
Quarterly price change
-2.77% ↓

Quarterly price change¹



NEWTOWN SUBURB REPORT

Median house price¹Median unit price¹

Sale method²

● Auction 13%
● Private 87%

Auction clearance rate³

100%

Median days on market³

36 days

Jellis Craig average inspection attendance per listing⁴

36 groups

Average hold period¹

8.7 years

Dwelling type⁵

● Houses 77% ● Units 23%

Ownership⁵

● Owned outright 41% ● Mortgaged 34% ● Rented 25%

Population⁵

10,445

Median asking rent¹

\$570 per week

Median age⁵

40 years

Rental yield¹

2.28%











Median household size⁵

2.5 people











NEWTOWN SUBURB REPORT

Recent Newtown sales











Discover a snapshot of the most recent results for this suburb, to view the full 12 months of sales history, please go to jellisraig.com.au/suburb-reports

Address	Bedrooms	Type	Price	Sold
 42 Roebuck St Newtown	3	House	\$1,375,000	21 Jan 2026
 5 Dundee Pl Newtown	2	Townhouse	\$686,000	20 Jan 2026
 12 Frank St Newtown	4	House	\$1,820,000	23 Dec 2025
 9a Fernery Gr Newtown	4	House	\$1,310,000	20 Dec 2025
 1/35 Marshall St Newtown	2	Unit	\$575,000	16 Dec 2025
 1/41 Nicholas St Newtown	3	House	\$960,000	16 Dec 2025
 2/21 Russell St Newtown	2	Unit	\$834,000	15 Dec 2025
 2 Chesterfield Ct Newtown	4	House	\$1,400,000	09 Dec 2025
 53 Sandringham Pde Newtown	3	House	\$1,050,000	07 Dec 2025
 60 Upper Skene St Newtown	4	House	\$1,400,000	05 Dec 2025

NEWTOWN SUBURB REPORT

Address	Bedrooms	Type	Price	Sold
 13/94 Aphrasia St NEWTOWN	1	Flat/Unit/Apartment	\$255,000	04 Dec 2025
 110 Noble St Newtown	4	House	\$1,770,000	04 Dec 2025
 9/3 Hermitage Rd Newtown	2	Unit	\$590,000	03 Dec 2025
 6 Bosanquet Av Newtown	3	House	\$860,000	02 Dec 2025
 9 Blessington St Newtown	3	House	\$1,085,000	29 Nov 2025
 108 Nicholas St Newtown	4	House	\$2,025,000	29 Nov 2025
 1/11 Elcho St NEWTOWN	1	Flat/Unit/Apartment	\$330,000	28 Nov 2025
 17 Ardlui Dr Newtown	3	House	\$1,280,000	26 Nov 2025
 15/94 Aphrasia St Newtown	1	Unit	\$265,000	25 Nov 2025
 43 Read St Newtown	3	House	\$996,000	24 Nov 2025

NEWTOWN SUBURB REPORT

Address	Bedrooms	Type	Price	Sold
 56 Sandringham Pde Newtown	4	House	\$1,180,000	22 Nov 2025
 6/8-10 Ballater Av Newtown	2	Unit	\$459,000	21 Nov 2025
 50 Upper Skene St Newtown	3	House	\$735,000	21 Nov 2025
 6/175-179 Skene St Newtown	2	Unit	\$561,000	19 Nov 2025
 11 William St Newtown	4	House	\$1,575,000	19 Nov 2025
 4 Clarke St Newtown	4	House	\$875,000	18 Nov 2025
 141 West Fyans St Newtown	3	House	\$875,000	18 Nov 2025
 2/141 Aberdeen St Newtown	4	House	\$1,325,000	17 Nov 2025
 6/24 Retreat Rd Newtown	2	Unit	\$600,000	14 Nov 2025
 1/8-10 Ballater Av Newtown	2	Unit	\$485,000	13 Nov 2025



Jellis Craig Geelong
205 Pakington Street, Geelong West
(03) 5222 7772

Jellis Craig acknowledges and pays our respects to the Bunurong People, the Wadawurrung People, the Dja Dja Wurrung People and the Wurundjeri People as the Traditional Owners and original custodians of the lands on which Jellis Craig operates.

Data is current as of PDF generation date 01/02/2026

- 1 Property Data Online, updated quarterly for the past 12 months
- 2 Property Data Online, updated daily for the past 12 months
- 3 Property Data Online, updated daily for the past quarter
- 4 Jellis Craig's average inspection attendance per listing (houses) over the last 12 months, updated daily
- 5 2021 Australian Census
- 6 Property Data Online, updated daily

This publication contains data, analytics, statistics and other information supplied by PROPERTYDATAONLINE PTY LTD (PropertyData). The data provided in this publication is of a general nature and should not be construed as specific advice or relied upon in lieu of appropriate professional advice.

PropertyData relies upon data supplied by third parties and while the data is checked and reviewed, PropertyData does not warrant the accuracy or completeness of the information to the full extent permitted by the law and excludes all loss or damage howsoever arising (including through negligence) in connection with the data supplied by PropertyData. The State of Victoria owns the copyright in the Property Sales Data and reproduction of that data in any way without the consent of the State of Victoria will constitute a breach of the Copyright Act 1968 (cth). The State of Victoria does not warrant the accuracy or completeness of the Property Sales Data and any person using or relying upon such information does so on the basis that the State of Victoria accepts no responsibility or liability whatsoever for any errors, faults, defects or omissions in the information supplied.