

JellisCraig

NEWTOWN

Suburb Report

Know your neighbourhood.



NEWTOWN SUBURB REPORT

Median House Price*

Median

\$1.09m

Quarterly Price Change

-0.90% ↓

Median Unit Price*

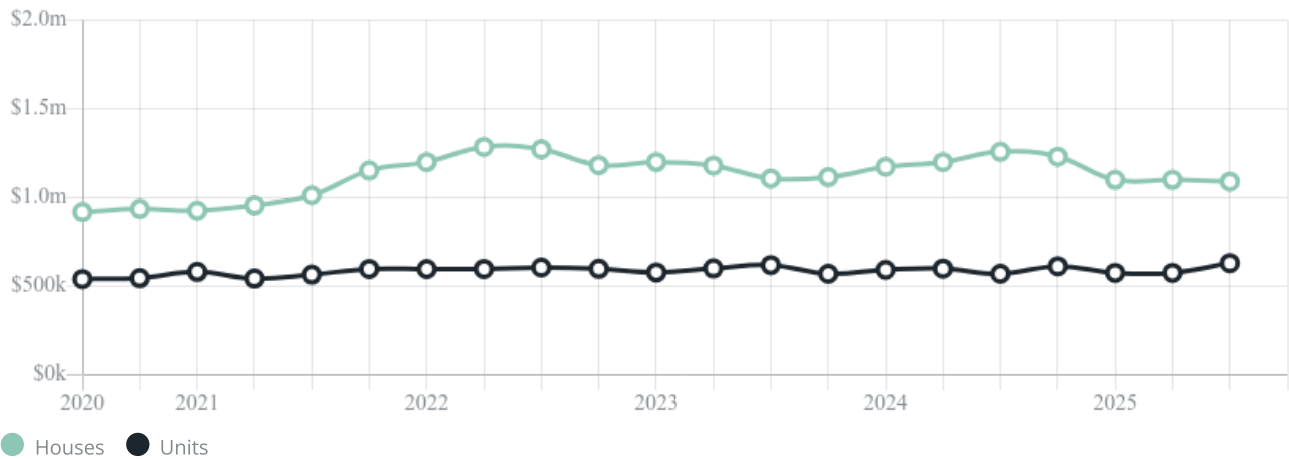
Median

\$630k

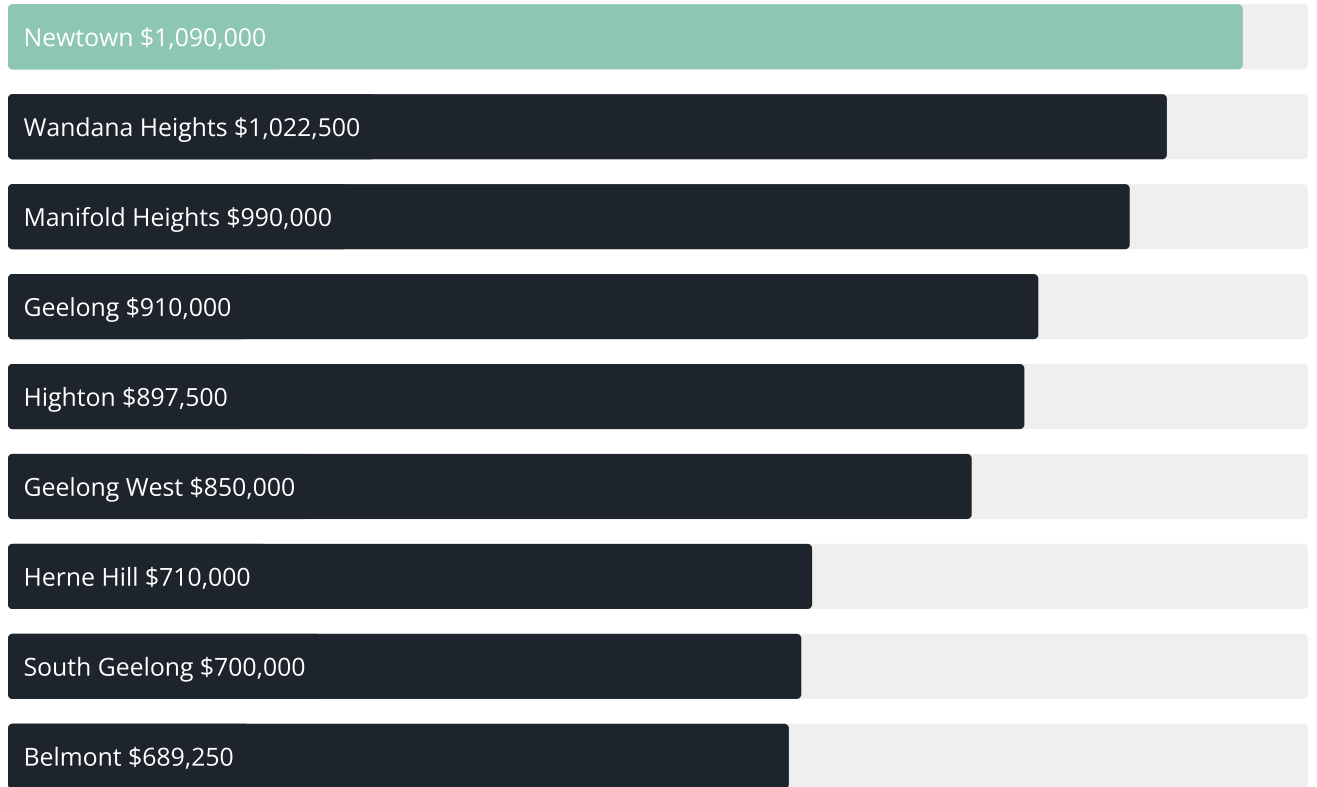
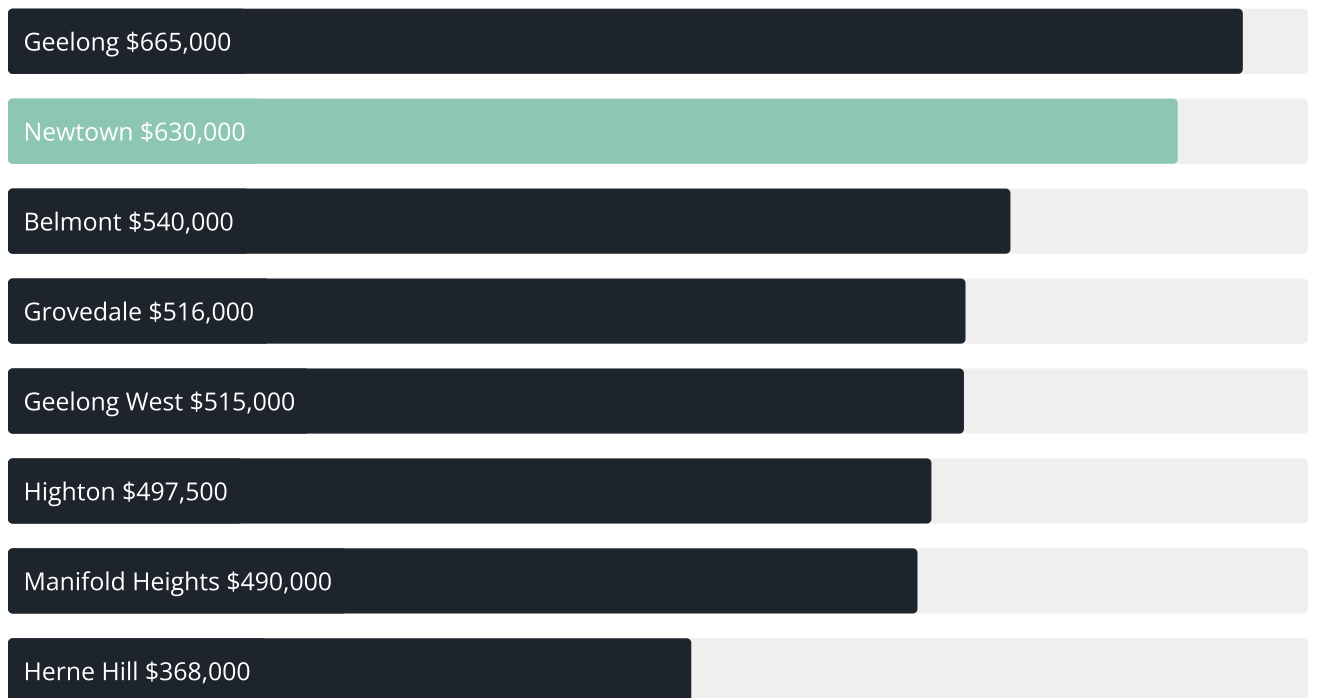
Quarterly Price Change

9.56% ↑

Quarterly Price Change*



NEWTOWN SUBURB REPORT

Median House Sale Price^{*}Median Unit Sale Price^{*}

NEWTOWN SUBURB REPORT

Sale Method^{*}

● Auction 16%
● Private 84%

Auction Clearance Rate^{*}

100%

Median Days on Market[^]

26 days

Average Hold Period^{*}

8.7 years

Dwelling Type[^]

● Houses 77% ● Units 23%

Ownership[^]

● Owned Outright 41% ● Mortgaged 34% ● Rented 25%

Population[^]

10,445

Median Asking Rent per week^{*}

\$560

Median Age[^]

40 years

Rental Yield^{*}











2.28%

Median Household Size[^]











2.5 people

NEWTOWN SUBURB REPORT











Discover a snapshot of the most recent results for this suburb, to view the full 12 months of sales history, please go to jellisraig.com.au/suburbinsights

Address	Bedrooms	Type	Price	Sold
 12 Frank St Newtown	4	House	\$1,820,000	23 Dec 2025
 1/35 Marshall St Newtown	2	Unit	\$575,000	16 Dec 2025
 1/41 Nicholas St Newtown	3	House	\$960,000	16 Dec 2025
 2/21 Russell St Newtown	2	Unit	\$834,000	15 Dec 2025
 60 Upper Skene St Newtown	4	House	\$1,400,000	05 Dec 2025
 110 Noble St Newtown	4	House	\$1,770,000	04 Dec 2025
 108 Nicholas St Newtown	4	House	\$2,025,000	29 Nov 2025
 9 Blessington St Newtown	3	House	\$1,085,000	29 Nov 2025
 1/11 Elcho St NEWTOWN	1	Flat/Unit/Apartment	\$330,000	28 Nov 2025
 17 Ardlui Dr Newtown	3	House	\$1,280,000	26 Nov 2025

NEWTOWN SUBURB REPORT

Address	Bedrooms	Type	Price	Sold
 15/94 Aphrasia St Newtown	1	Unit	\$265,000	25 Nov 2025
 56 Sandringham Pde Newtown	4	House	\$1,180,000	22 Nov 2025
 6/8-10 Ballater Av Newtown	2	Unit	\$459,000	21 Nov 2025
 50 Upper Skene St Newtown	3	House	\$735,000	21 Nov 2025
 6/175-179 Skene St Newtown	2	Unit	\$561,000	19 Nov 2025
 4 Clarke St Newtown	4	House	\$875,000	18 Nov 2025
 141 West Fyans St Newtown	3	House	\$875,000	18 Nov 2025
 2/141 Aberdeen St Newtown	4	House	\$1,325,000	17 Nov 2025
 6/24 Retreat Rd Newtown	2	Unit	\$600,000	14 Nov 2025
 1/8-10 Ballater Av Newtown	2	Unit	\$485,000	13 Nov 2025

NEWTOWN SUBURB REPORT

Address	Bedrooms	Type	Price	Sold
 2/21 Margaret St Newtown	1	Unit	\$380,000	13 Nov 2025
 22 Noble St Newtown	3	House	\$1,040,000	10 Nov 2025
 50 Saffron St NEWTOWN	4	House	\$967,500	08 Nov 2025
 27 Blessington St Newtown	4	House	\$1,460,000	08 Nov 2025
 6 Lancaster Av Newtown	3	House	\$882,000	07 Nov 2025
 1/11 Skene St Newtown	2	Unit	\$560,000	06 Nov 2025
 135 Skene St Newtown	4	House	\$985,000	03 Nov 2025
 17a Bond St Newtown	3	House	\$1,350,000	01 Nov 2025
 2/304 Pakington St Newtown	2	Townhouse	\$815,000	31 Oct 2025
 14 Cairns Av Newtown	3	House	\$910,000	30 Oct 2025



Geelong Office
205 Pakington Street, Geelong West
(03) 5222 7772

jellisrcraig.com.au

Data is current as of PDF generation date 01/01/2026

* Updated Quarterly for the past 12 months

^ Updated daily for the past quarter

~ Updated daily: 33 recent results.

This publication contains data, analytics, statistics and other information supplied by PROPERTYDATAONLINE PTY LTD (PropertyData). The data provided in this publication is of a general nature and should not be construed as specific advice or relied upon in lieu of appropriate professional advice.

PropertyData relies upon data supplied by third parties and while the data is checked and reviewed, PropertyData does not warrant the accuracy or completeness of the information to the full extent permitted by the law and excludes all loss or damage howsoever arising (including through negligence) in connection with the data supplied by PropertyData. The State of Victoria owns the copyright in the Property Sales Data and reproduction of that data in any way without the consent of the State of Victoria will constitute a breach of the Copyright Act 1968 (cth). The State of Victoria does not warrant the accuracy or completeness of the Property Sales Data and any person using or relying upon such information does so on the basis that the State of Victoria accepts no responsibility or liability whatsoever for any errors, faults, defects or omissions in the information supplied.