



Newtown

Suburb Report



Your connection to property insights



JellisCraig

NEWTOWN SUBURB REPORT

Median house price¹

Median

\$1.18m

Quarterly price change

8.75% ↑

Median unit price¹

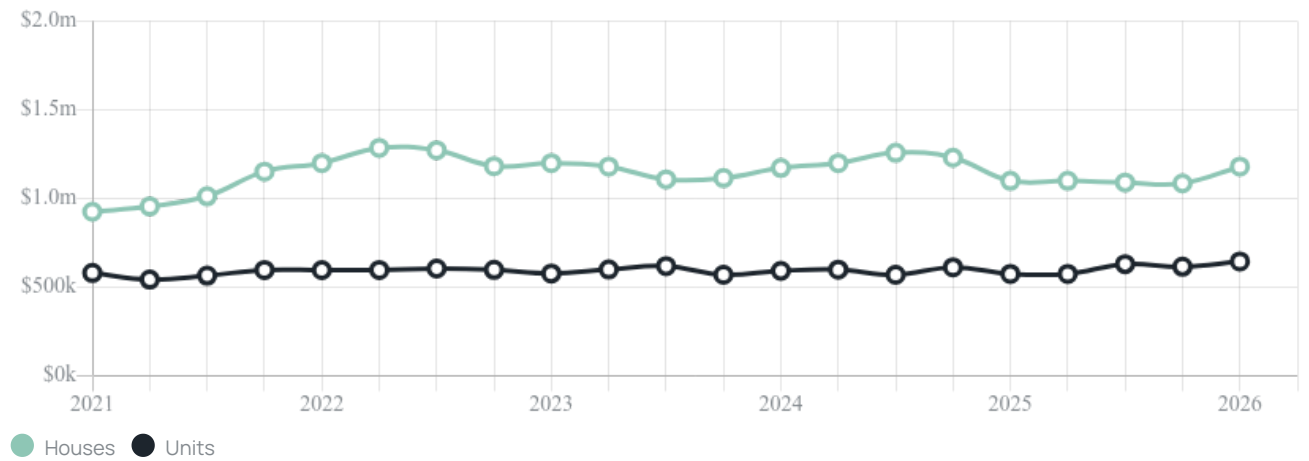
Median

\$645k

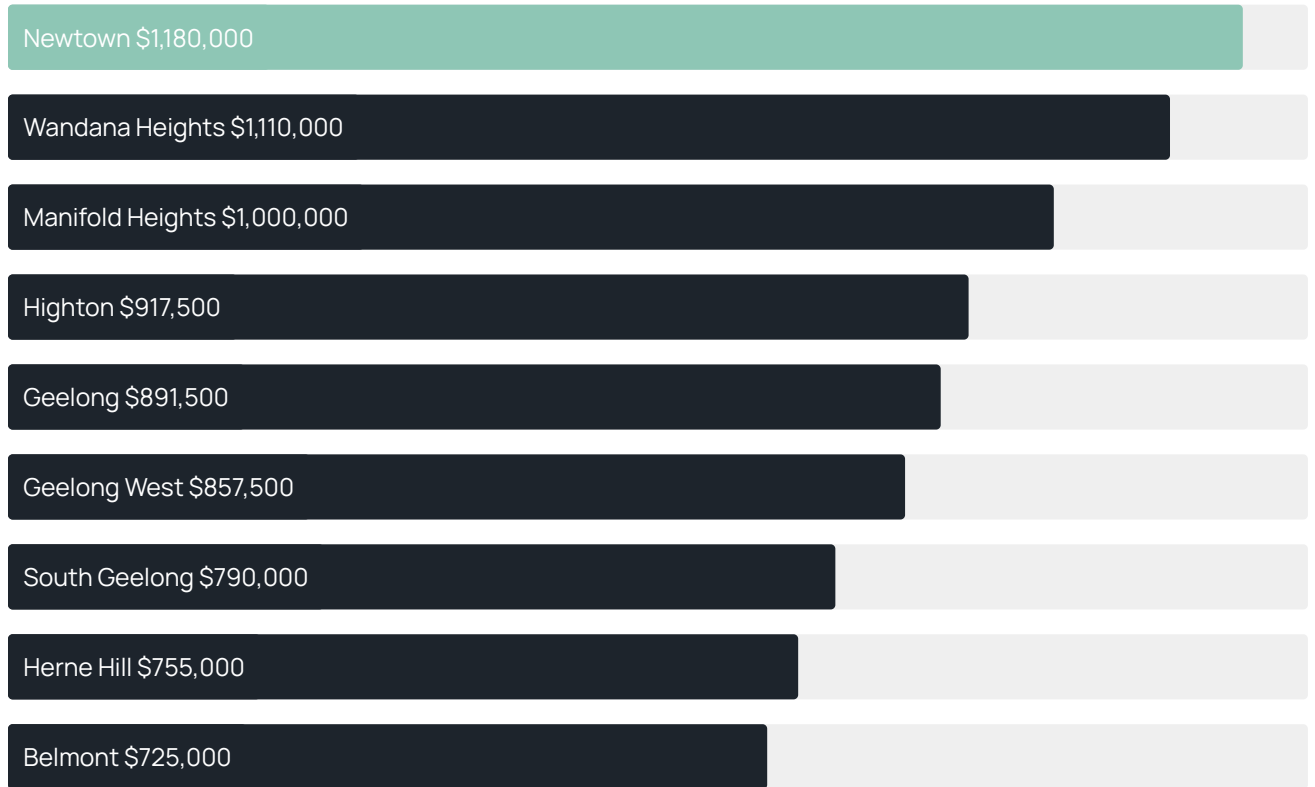
Quarterly price change

4.87% ↑

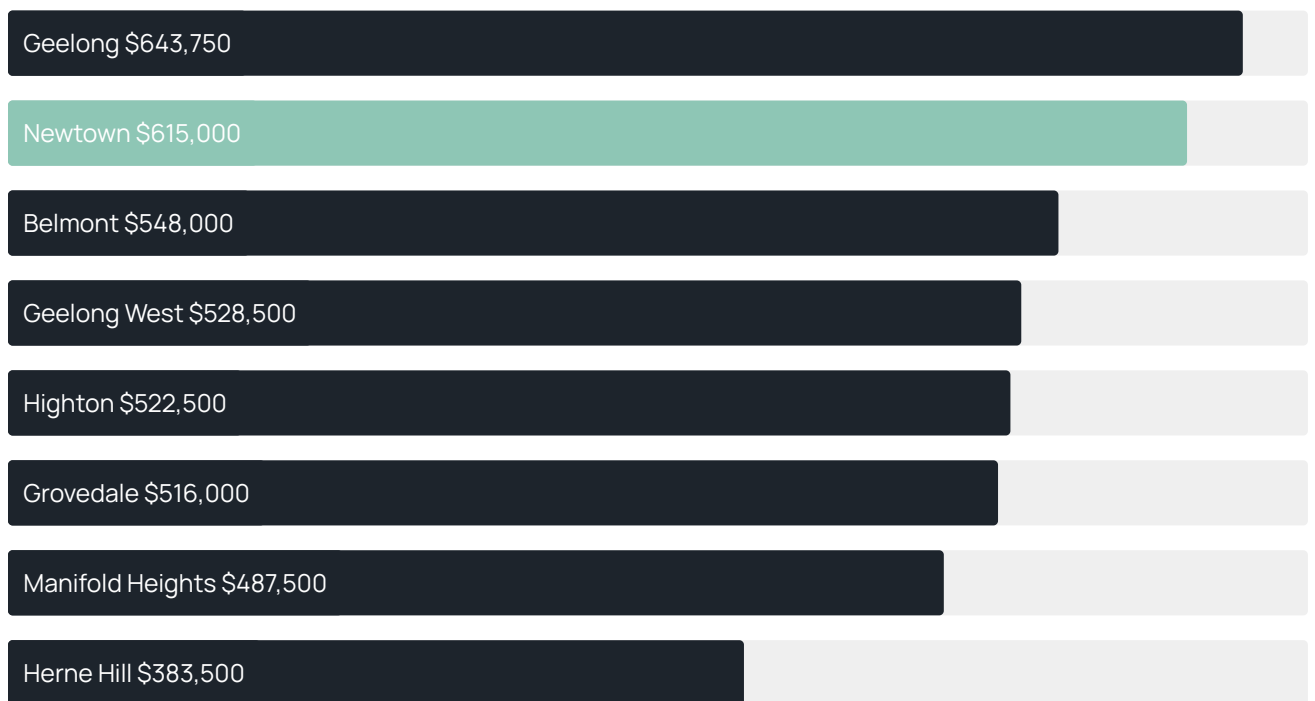
Quarterly price change¹



Median house price¹



Median unit price¹



Sale method²



- Auction 15%
- Private 85%

Auction clearance rate³

100%

Median days on market³

35 days

Jellis Craig average inspection attendance per listing⁴

35 groups

Average hold period¹

8.7 years

Dwelling type⁵



- Houses 77%
- Units 23%

Ownership⁵



- Owned outright 41%
- Mortgaged 34%
- Rented 25%

Population⁵

10,445

Median asking rent¹

\$580 per week

Median age⁵

40 years

Rental yield¹

2.28%











Median household size⁵

2.5 people











NEWTOWN SUBURB REPORT

Recent Newtown sales











Discover a snapshot of the most recent results for this suburb, to view the full 12 months of sales history, please go to jellisraig.com.au/suburb-reports

Address	Bedrooms	Type	Price	Sold
 63-65 Clarendon St Newtown	3	House	\$1,080,000	23 May 2026
 69b Noble St Newtown	3	Townhouse	\$810,000	22 May 2026
 2/430 Latrobe Tce Newtown	2	Townhouse	\$570,000	21 May 2026
 6 Clarke St Newtown	4	House	\$870,000	13 May 2026
 336 Shannon Av Newtown	4	House	\$2,050,000	13 May 2026
 2/7 Churchill Av Newtown	3	Townhouse	\$690,000	12 May 2026
 1 Garlick Av Newtown	3	House	\$715,000	09 May 2026
 34 Fairview Av Newtown	4	House	\$1,233,000	02 May 2026
 363 Shannon Av Newtown	3	House	\$1,260,000	29 Apr 2026
 1/124 West Fyans St NEWTOWN	3	Townhouse	\$890,000	29 Apr 2026

NEWTOWN SUBURB REPORT

Address	Bedrooms	Type	Price	Sold
 5 Sharp St Newtown	3	House	\$968,000	28 Apr 2026
 2 Woodstock St Newtown	2	House	\$765,000	27 Apr 2026
 2 Ardlui Dr Newtown	3	House	\$950,000	24 Apr 2026
 7 Beales St Newtown	4	House	\$1,480,000	21 Apr 2026
 2/66 Noble St Newtown	2	Townhouse	\$717,000	17 Apr 2026
 196 West Fyans St Newtown	5	House	\$1,150,000	14 Apr 2026
 2 Miles St Newtown	3	House	\$1,590,000	14 Apr 2026
 3/34 Sandringham Pde Newtown	2	Unit	\$585,000	13 Apr 2026
 3/2 Upper Skene St Newtown	2	Townhouse	\$690,000	09 Apr 2026
 1 Blessington St Newtown	3	House	\$1,080,000	09 Apr 2026

NEWTOWN SUBURB REPORT

Address	Bedrooms	Type	Price	Sold
 294 Latrobe Tce Newtown	3	House	\$980,000	02 Apr 2026
 8 Cairns Av Newtown	4	Townhouse	\$1,250,000	01 Apr 2026
 1B Frank St Newtown	4	House	\$1,380,000	31 Mar 2026
 2b Harcourt St NEWTOWN	3	House	\$985,000	30 Mar 2026
 46 Saffron St Newtown	4	House	\$1,780,000	27 Mar 2026
 18 Cumberland St Newtown	1	House	\$1,422,000	25 Mar 2026
 1a Belfast St Newtown	2	House	\$683,000	24 Mar 2026
 2/31 Vista Rd Newtown	2	House	\$740,000	20 Mar 2026
 170 West Fyans St Newtown	3	House	\$850,000	20 Mar 2026
 19 Grant St Newtown	4	House	\$1,300,000	18 Mar 2026



Jellis Craig Geelong
205 Pakington Street, Geelong West
(03) 5222 7772

Jellis Craig acknowledges and pays our respects to the Bunurong People, the Wadawurrung People, the Dja Dja Wurrung People and the Wurundjeri People as the Traditional Owners and original custodians of the lands on which Jellis Craig operates.

Data is current as of PDF generation date 01/06/2026

- 1 Property Data Online, updated quarterly for the past 12 months
- 2 Property Data Online, updated daily for the past 12 months
- 3 Property Data Online, updated daily for the past quarter
- 4 Jellis Craig's average inspection attendance per listing (houses) over the last 12 months, updated daily
- 5 2021 Australian Census
- 6 Property Data Online, updated daily

This publication contains data, analytics, statistics and other information supplied by PROPERTYDATAONLINE PTY LTD (PropertyData). The data provided in this publication is of a general nature and should not be construed as specific advice or relied upon in lieu of appropriate professional advice.

PropertyData relies upon data supplied by third parties and while the data is checked and reviewed, PropertyData does not warrant the accuracy or completeness of the information to the full extent permitted by the law and excludes all loss or damage howsoever arising (including through negligence) in connection with the data supplied by PropertyData. The State of Victoria owns the copyright in the Property Sales Data and reproduction of that data in any way without the consent of the State of Victoria will constitute a breach of the Copyright Act 1968 (cth). The State of Victoria does not warrant the accuracy or completeness of the Property Sales Data and any person using or relying upon such information does so on the basis that the State of Victoria accepts no responsibility or liability whatsoever for any errors, faults, defects or omissions in the information supplied.