Newtown

# Suburb Report

Your connection to property insights

JellisCraig

Property Prices

NEWTOWN SUBURB REPORT

## Median house price[1]

Median

$1.08m

Quarterly price change

-1.05% ↓

## Median unit price[1]

Median

$613k

Quarterly price change

-2.77% ↓

## Quarterly price change[1]

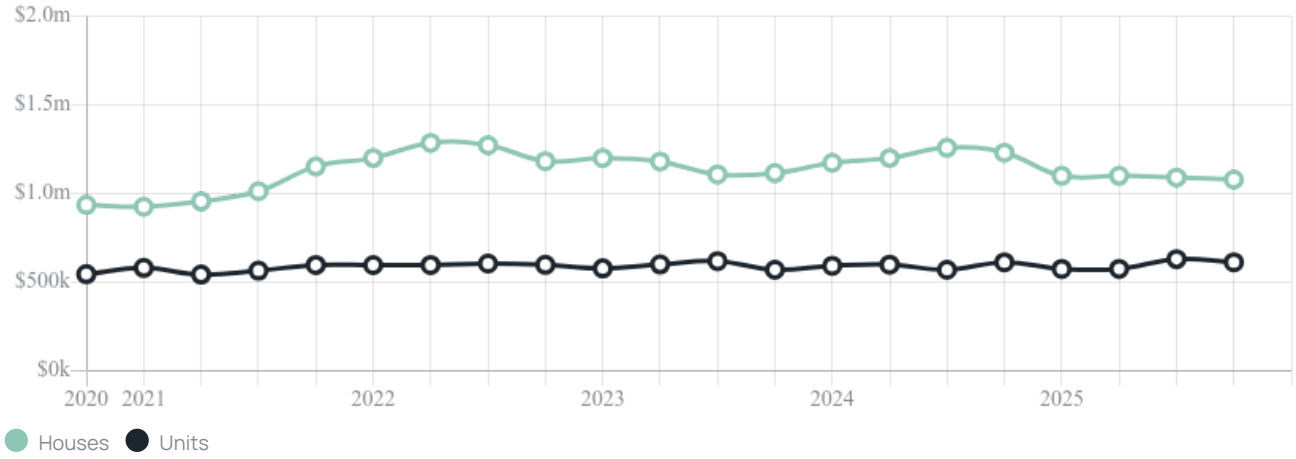

## Median house price[1]

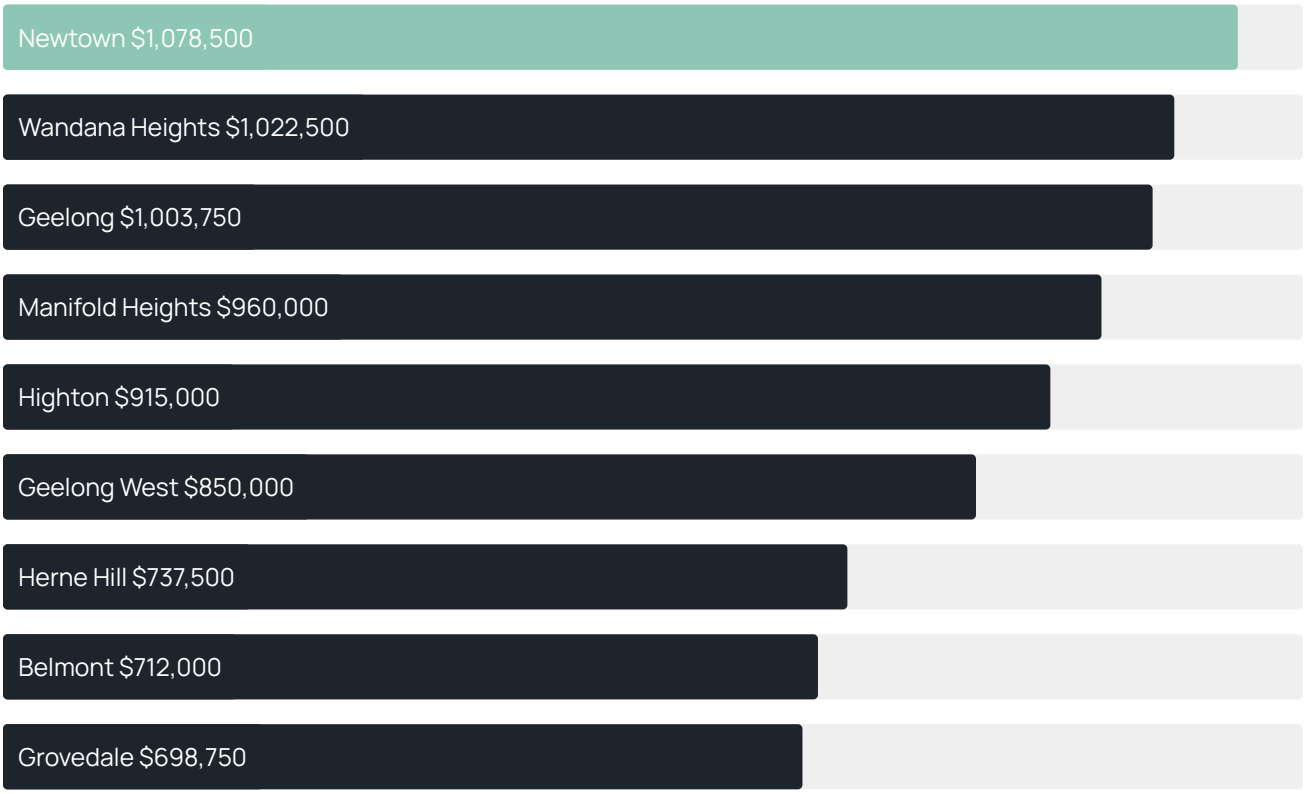


## Median unit price[1]

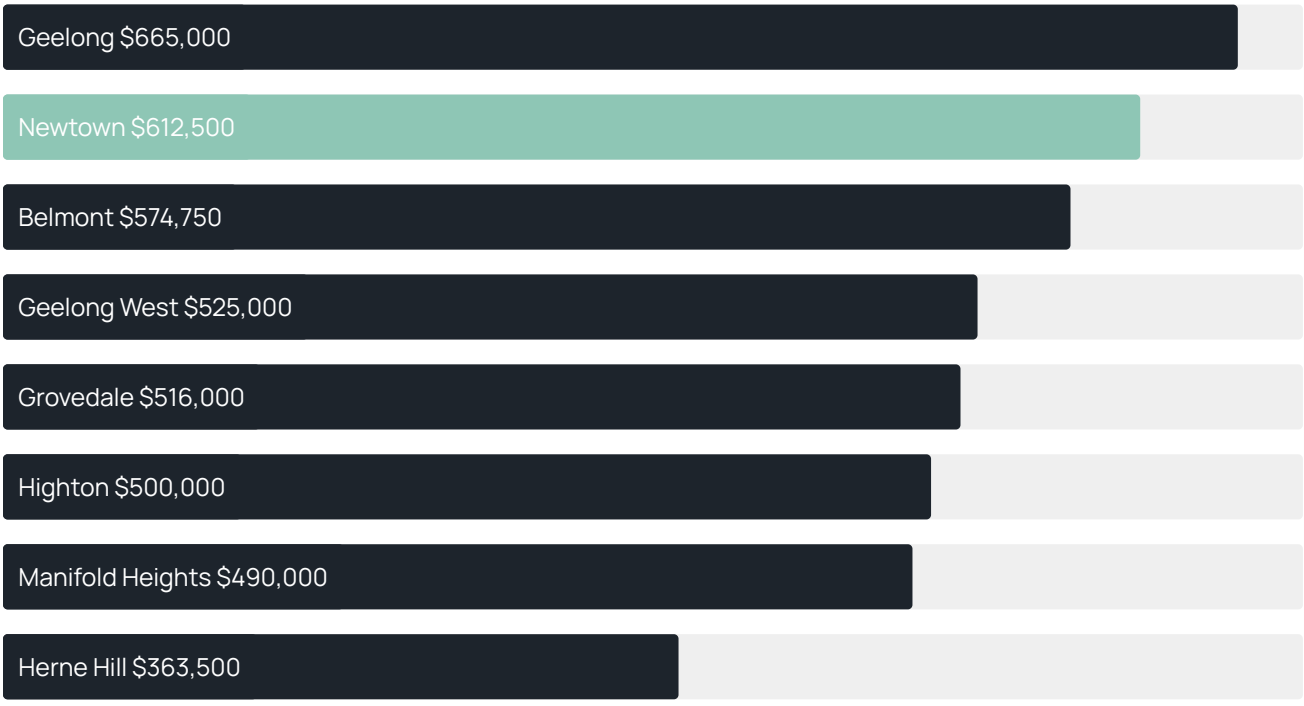

## Sales Snapshot

### Sale method[2]

### Auction clearance rate[3]

100%

### Median days on market[3]

45 days

### Jellis Craig average inspection attendance per listing[4]

45 groups

### Average hold period[1]

8.7 years

## Insights

### Dwelling type[5]

### Ownership[5]

### Population[5]

10,445

### Median asking rent[1]

$570 per week

### Median age[5]

40 years

### Rental yield[1]

2.28%

### Median household size[5]

2.5 people

Sold Properties



# Recent Newtown sales

Discover a snapshot of the most recent results for this suburb, to view the full 12 months of sales history, please go to **jelliscraig.com.au/suburb-reports**

| Address | | Bedrooms | Type | Price | Sold |
|---|---|---|---|---|---|
| | 339 Autumn St Newtown | 4 | House | $775,000 | 18 Feb 2026 |
| | 41 Sandringham Pde Newtown | 4 | House | $1,070,000 | 17 Feb 2026 |
| | 46 Sandringham Pde Newtown | 4 | House | $1,735,000 | 12 Feb 2026 |
| | 6 Laurel Bank Pde Newtown | 4 | House | $1,260,000 | 30 Jan 2026 |
| | 30 Nantes St Newtown | 4 | House | $2,130,000 | 25 Jan 2026 |
| | 6/10 Bosanquet Av Newtown | 2 | Townhouse | $610,000 | 24 Jan 2026 |
| | 2/1 Marshall St Newtown | 2 | House | $575,000 | 23 Jan 2026 |
| | 5 Dundee Pl Newtown | 2 | Townhouse | $686,000 | 20 Jan 2026 |
| | 42 Roebuck St Newtown | 3 | House | $1,375,000 | 19 Jan 2026 |
| | 12 Frank St Newtown | 4 | House | $1,820,000 | 23 Dec 2025 |

# Sold Properties



| | Address | Bedrooms | Type | Price | Sold |
|---|---|---|---|---|---|
| | 9a Fernery Gr<br>Newtown | 4 | House | $1,310,000 | 20 Dec 2025 |
| | 214 West Fyans St<br>Newtown | 4 | House | $2,030,000 | 18 Dec 2025 |
| | 38 Clarke St<br>Newtown | 4 | House | $2,200,000 | 18 Dec 2025 |
| | 1/35 Marshall St<br>Newtown | 2 | Unit | $575,000 | 16 Dec 2025 |
| | 1/41 Nicholas St<br>Newtown | 3 | House | $960,000 | 16 Dec 2025 |
| | 200 West Fyans St<br>Newtown | 2 | Unit | $640,000 | 16 Dec 2025 |
| | 6 Sharp St<br>Newtown | 2 | House | $710,000 | 16 Dec 2025 |
| | 2/21 Russell St<br>Newtown | 2 | Unit | $834,000 | 15 Dec 2025 |
| | 2 Chesterfield Ct<br>Newtown | 4 | House | $1,400,000 | 09 Dec 2025 |
| | 53 Sandringham Pde<br>Newtown | 3 | House | $1,050,000 | 07 Dec 2025 |

# Sold Properties

NEWTOWN SUBURB REPORT

| Address | | Bedrooms | Type | Price | Sold |
|---|---|---|---|---|---|
| | 60 Upper Skene St Newtown | 4 | House | $1,400,000 | 05 Dec 2025 |
| | 8 Neiley St Newtown | 5 | House | $2,990,000 | 04 Dec 2025 |
| | 13/94 Aphrasia St NEWTOWN | 1 | Flat/Unit/Apartment | $255,000 | 04 Dec 2025 |
| | 110 Noble St Newtown | 4 | House | $1,770,000 | 04 Dec 2025 |
| | 9/3 Hermitage Rd Newtown | 2 | Unit | $590,000 | 03 Dec 2025 |
| | 6 Bosanquet Av Newtown | 3 | House | $860,000 | 02 Dec 2025 |
| | 108 Nicholas St Newtown | 4 | House | $2,025,000 | 29 Nov 2025 |
| | 9 Blessington St Newtown | 3 | House | $1,085,000 | 29 Nov 2025 |
| | 1/11 Elcho St NEWTOWN | 1 | Flat/Unit/Apartment | $330,000 | 28 Nov 2025 |
| | 17 Ardlui Dr Newtown | 3 | House | $1,280,000 | 26 Nov 2025 |

**Jellis Craig Geelong**
205 Pakington Street, Geelong West
(03) 5222 7772

Jellis Craig acknowledges and pays our respects to the Bunurong People, the Wadawurrung People, the Dja Dja Wurrung People and the Wurundjeri People as the Traditional Owners and original custodians of the lands on which Jellis Craig operates.

Data is current as of PDF generation date 01/03/2026

1 Property Data Online, updated quarterly for the past 12 months
2 Property Data Online, updated daily for the past 12 months
3 Property Data Online, updated daily for the past quarter
4 Jellis Craig's average inspection attendance per listing (houses) over the last 12 months, updated daily
5 2021 Australian Census
6 Property Data Online, updated daily

This publication contains data, analytics, statistics and other information supplied by PROPERTYDATAONLINE PTY LTD (PropertyData). The data provided in this publication is of a general nature and should not be construed as specific advice or relied upon in lieu of appropriate professional advice.

PropertyData relies upon data supplied by third parties and while the data is checked and reviewed, PropertyData does not warrant the accuracy or completeness of the information to the full extent permitted by the law and excludes all loss or damage howsoever arising (including through negligence) in connection with the data supplied by PropertyData. The State of Victoria owns the copyright in the Property Sales Data and reproduction of that data in any way without the consent of the State of Victoria will constitute a breach of the Copyright Act 1968 (cth). The State of Victoria does not warrant the accuracy or completeness of the Property Sales Data and any person using or relying upon such information does so on the basis that the State of Victoria accepts no responsibility or liability whatsoever for any errors, faults, defects or omissions in the information supplied.