



Newtown

# Suburb Report



Your connection to property insights



**JellisCraig**

NEWTOWN SUBURB REPORT

Median house price<sup>1</sup>

Median

\$1.18m

Quarterly price change

8.75% ↑

Median unit price<sup>1</sup>

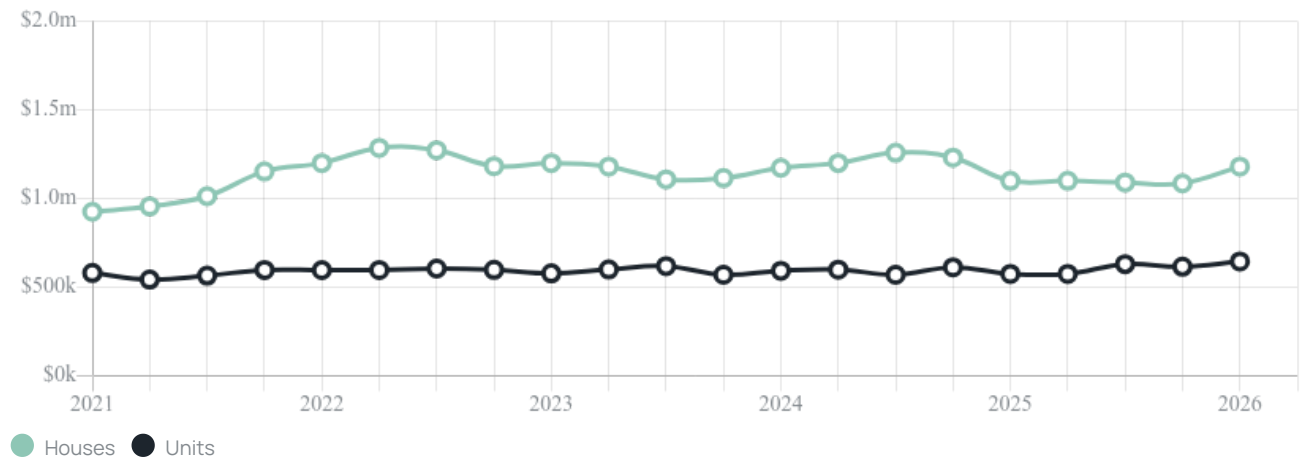
Median

\$645k

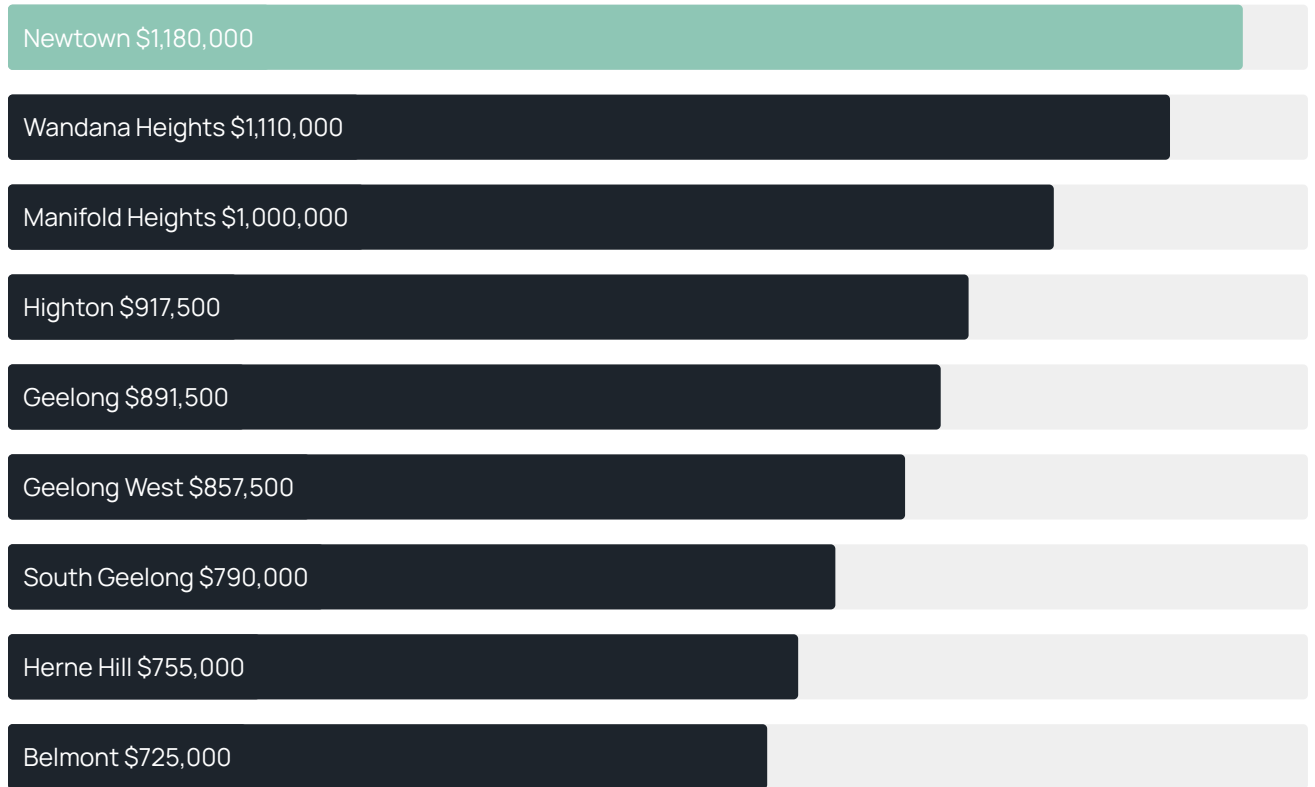
Quarterly price change

4.87% ↑

Quarterly price change<sup>1</sup>



### Median house price<sup>1</sup>



### Median unit price<sup>1</sup>



Sale method<sup>2</sup>



- Auction 13%
- Private 87%

Auction clearance rate<sup>3</sup>

100%

Median days on market<sup>3</sup>

40 days

Jellis Craig average inspection attendance per listing<sup>4</sup>

40 groups

Average hold period<sup>1</sup>

8.7 years

Dwelling type<sup>5</sup>



- Houses 77%
- Units 23%

Ownership<sup>5</sup>



- Owned outright 41%
- Mortgaged 34%
- Rented 25%

Population<sup>5</sup>

10,445

Median asking rent<sup>1</sup>

\$580 per week

Median age<sup>5</sup>

40 years

Rental yield<sup>1</sup>

2.28%











Median household size<sup>5</sup>

2.5 people











NEWTOWN SUBURB REPORT

## Recent Newtown sales











Discover a snapshot of the most recent results for this suburb, to view the full 12 months of sales history, please go to [jellisraig.com.au/suburb-reports](http://jellisraig.com.au/suburb-reports)

Address	Bedrooms	Type	Price	Sold
 1 Blessington St Newtown	3	House	\$1,080,000	22 Apr 2026
 2/66 Noble St Newtown	2	Townhouse	\$717,000	17 Apr 2026
 3/2 Upper Skene St Newtown	2	Townhouse	\$690,000	15 Apr 2026
 196 West Fyans St Newtown	5	House	\$1,150,000	14 Apr 2026
 294 Latrobe Tce Newtown	3	House	\$980,000	02 Apr 2026
 1B Frank St Newtown	4	House	\$1,380,000	31 Mar 2026
 2b Harcourt St NEWTOWN	3	House	\$985,000	30 Mar 2026
 46 Saffron St Newtown	4	House	\$1,780,000	27 Mar 2026
 2/31 Vista Rd Newtown	2	House	\$740,000	20 Mar 2026
 170 West Fyans St Newtown	3	House	\$850,000	20 Mar 2026

## NEWTOWN SUBURB REPORT

Address	Bedrooms	Type	Price	Sold
 19 Grant St Newtown	4	House	\$1,300,000	18 Mar 2026
 2a Urana St Newtown	3	Townhouse	\$985,000	18 Mar 2026
 16 Sharp St Newtown	4	House	\$1,390,000	11 Mar 2026
 3/65 Camden Rd Newtown	2	Unit	\$507,000	09 Mar 2026
 3/6 Skene St Newtown	2	Flat/Unit/Apartment	\$532,000	01 Mar 2026
 21 Laurel Bank Pde Newtown	4	House	\$1,485,000	28 Feb 2026
 29 William St Newtown	4	House	\$1,430,000	28 Feb 2026
 1/62 Marshall St Newtown	2	Unit	\$650,000	25 Feb 2026
 31/12 Balcombe Rd Newtown	3	House	\$900,000	24 Feb 2026
 17b Price St Newtown	4	Townhouse	\$1,340,000	24 Feb 2026

## NEWTOWN SUBURB REPORT

Address	Bedrooms	Type	Price	Sold
 17 William St Newtown	4	House	\$1,195,000	21 Feb 2026
 53 Buckingham Rd Newtown	3	House	\$925,100	21 Feb 2026
 339 Autumn St Newtown	4	House	\$775,000	18 Feb 2026
 41 Sandringham Pde Newtown	4	House	\$1,070,000	17 Feb 2026
 46 Sandringham Pde Newtown	4	House	\$1,735,000	11 Feb 2026
 6 Ardlui Dr Newtown	3	House	\$925,000	05 Feb 2026
 3 Saffron St Newtown	4	House	\$915,000	03 Feb 2026
 32 Pleasant St Newtown	3	House	\$1,160,000	02 Feb 2026
 6 Laurel Bank Pde Newtown	4	House	\$1,260,000	30 Jan 2026
 137 West Fyans St Newtown	2	House	\$865,000	28 Jan 2026



**Jellis Craig Geelong**  
205 Pakington Street, Geelong West  
(03) 5222 7772

Jellis Craig acknowledges and pays our respects to the Bunurong People, the Wadawurrung People, the Dja Dja Wurrung People and the Wurundjeri People as the Traditional Owners and original custodians of the lands on which Jellis Craig operates.

---

Data is current as of PDF generation date 01/05/2026

- 1 Property Data Online, updated quarterly for the past 12 months
- 2 Property Data Online, updated daily for the past 12 months
- 3 Property Data Online, updated daily for the past quarter
- 4 Jellis Craig's average inspection attendance per listing (houses) over the last 12 months, updated daily
- 5 2021 Australian Census
- 6 Property Data Online, updated daily

This publication contains data, analytics, statistics and other information supplied by PROPERTYDATAONLINE PTY LTD (PropertyData). The data provided in this publication is of a general nature and should not be construed as specific advice or relied upon in lieu of appropriate professional advice.

PropertyData relies upon data supplied by third parties and while the data is checked and reviewed, PropertyData does not warrant the accuracy or completeness of the information to the full extent permitted by the law and excludes all loss or damage howsoever arising (including through negligence) in connection with the data supplied by PropertyData. The State of Victoria owns the copyright in the Property Sales Data and reproduction of that data in any way without the consent of the State of Victoria will constitute a breach of the Copyright Act 1968 (cth). The State of Victoria does not warrant the accuracy or completeness of the Property Sales Data and any person using or relying upon such information does so on the basis that the State of Victoria accepts no responsibility or liability whatsoever for any errors, faults, defects or omissions in the information supplied.