

JellisCraig

NOBLE PARK

Suburb Report

Know your neighbourhood.



NOBLE PARK SUBURB REPORT

Median House Price*

Median

\$830k

Quarterly Price Change

2.37% ↑

Median Unit Price*

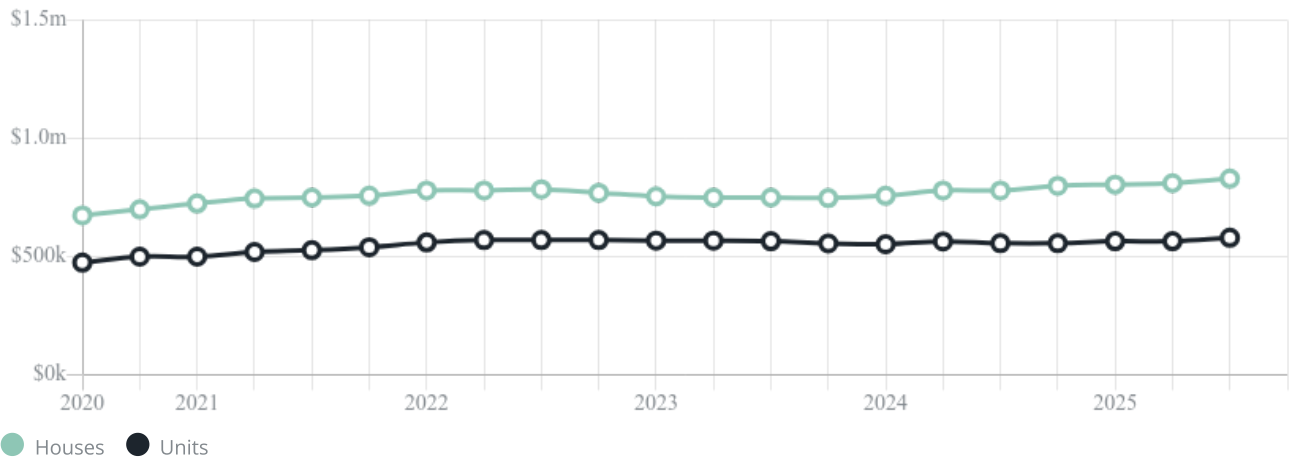
Median

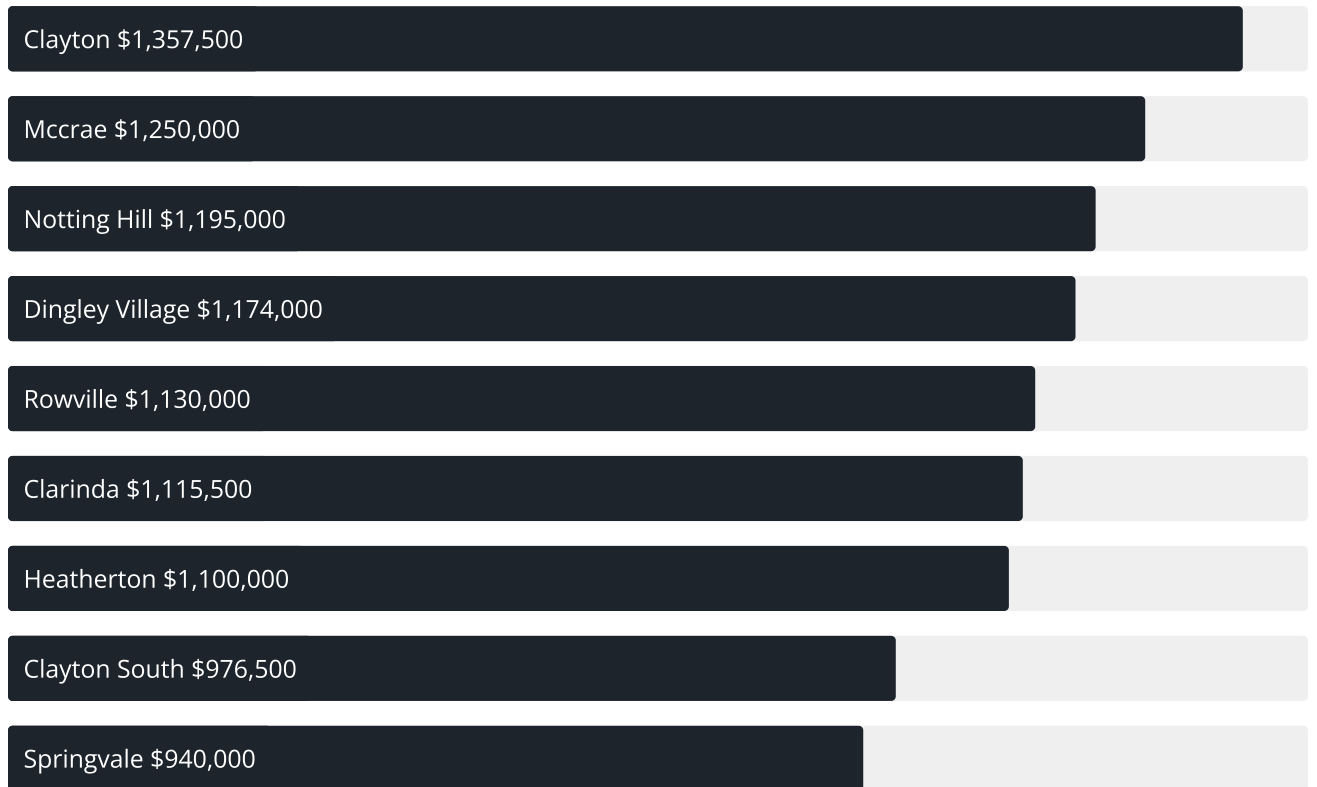
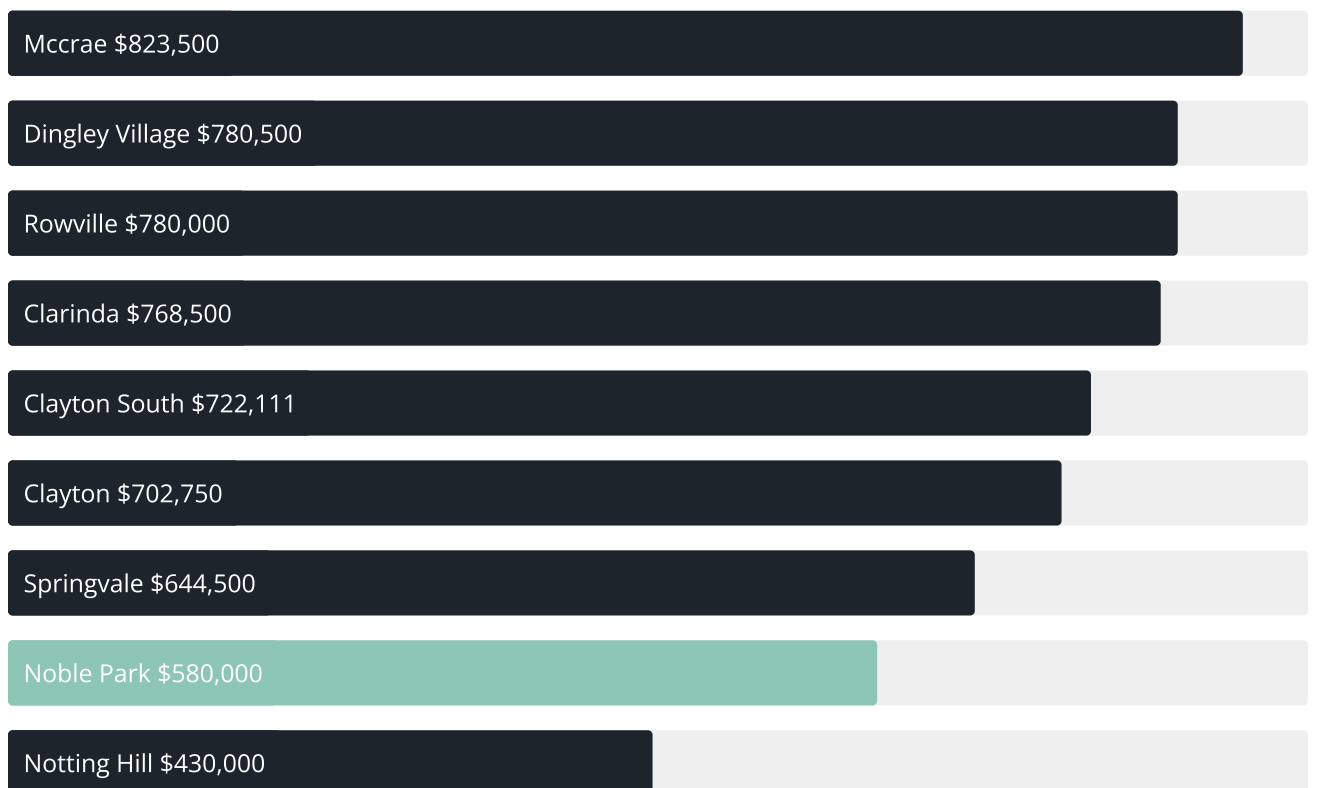
\$580k

Quarterly Price Change

2.65% ↑

Quarterly Price Change*



Median House Sale Price^{*}Median Unit Sale Price^{*}

NOBLE PARK SUBURB REPORT

Sale Method^{*}

● Auction 49%

● Private 51%

Auction Clearance Rate^{*}

79.17%

Median Days on Market[^]

24 days

Average Hold Period^{*}

8.1 years

Dwelling Type[^]

● Houses 65%

● Units 35%

Ownership[^]

● Owned Outright 31%

● Mortgaged 34%

● Rented 36%

Population[^]

32,257

Median Asking Rent per week^{*}

\$550

Population Growth[^]

4.06%

Rental Yield^{*}

3.54%

Median Age[^]











35 years

Median Household Size[^]











2.7 people

NOBLE PARK SUBURB REPORT











Discover a snapshot of the most recent results for this suburb, to view the full 12 months of sales history, please go to jellisicraig.com.au/suburbinsights

| Address | Bedrooms | Type | Price | Sold |
|--|----------|-----------|-------------|-------------|
|  19 Pamela St Noble Park | 4 | House | \$1,020,000 | 27 Nov 2025 |
|  3/29 Dunblane Rd Noble Park | 2 | Unit | \$575,000 | 25 Nov 2025 |
|  36 Jellicoe St Noble Park | 3 | House | \$814,000 | 24 Nov 2025 |
|  1/19 Rutherglen St Noble Park | 3 | Townhouse | \$792,000 | 22 Nov 2025 |
|  6/141 Chandler Rd Noble Park | 3 | Townhouse | \$600,000 | 22 Nov 2025 |
|  8/33 Fintonia Rd Noble Park | 2 | Unit | \$670,000 | 22 Nov 2025 |
|  5/125 Chandler Rd Noble Park | 3 | Apartment | \$470,000 | 21 Nov 2025 |
|  8/26-30 Ellendale Rd Noble Park | 2 | Unit | \$540,000 | 20 Nov 2025 |
|  8/98 Kelvinside Rd Noble Park | 2 | Unit | \$421,000 | 17 Nov 2025 |
|  2/4 Eden Ct Noble Park | 3 | Unit | \$580,000 | 15 Nov 2025 |

NOBLE PARK SUBURB REPORT

| Address | Bedrooms | Type | Price | Sold |
|---|----------|-------|-------------|-------------|
|  19 Edith St Noble Park | 3 | House | \$880,000 | 15 Nov 2025 |
|  2/2 Lesley Gr Noble Park | 3 | Unit | \$685,000 | 15 Nov 2025 |
|  2/114 Corrigan Rd NOBLE PARK | 2 | Unit | \$510,000 | 15 Nov 2025 |
|  20 Karan Ct Noble Park | 3 | House | \$892,000 | 08 Nov 2025 |
|  7 Belvedere Ct Noble Park | 3 | House | \$845,000 | 08 Nov 2025 |
|  31 Armadale Av Noble Park | 3 | House | \$880,000 | 08 Nov 2025 |
|  1/16 Frank St Noble Park | 2 | Unit | \$552,000 | 06 Nov 2025 |
|  83 Buckley St Noble Park | 5 | House | \$1,331,000 | 06 Nov 2025 |
|  1/41 Leonard Av Noble Park | 2 | Unit | \$560,000 | 06 Nov 2025 |
|  9 Naomi Ct Noble Park | 3 | House | \$855,000 | 03 Nov 2025 |

NOBLE PARK SUBURB REPORT

| Address | Bedrooms | Type | Price | Sold |
|---|----------|---------------------|-----------|-------------|
|  3/13 Ellendale Rd Noble Park | 1 | Unit | \$330,000 | 03 Nov 2025 |
|  20 Diesel St Noble Park | 2 | Townhouse | \$585,000 | 31 Oct 2025 |
|  21 Jennings St Noble Park | 3 | House | \$830,000 | 31 Oct 2025 |
|  138 Railway Pde Noble Park | 4 | House | \$870,000 | 31 Oct 2025 |
|  69 Harrison Dr Noble Park | 4 | Townhouse | \$775,000 | 29 Oct 2025 |
|  7 Benz St Noble Park | 4 | Townhouse | \$710,000 | 28 Oct 2025 |
|  7b Ellt Cr Noble Park | 2 | Townhouse | \$838,000 | 27 Oct 2025 |
|  2/48 Rich St NOBLE PARK | 2 | Flat/Unit/Apartment | \$530,000 | 26 Oct 2025 |
|  28 Jeffers St Noble Park | 2 | House | \$745,000 | 26 Oct 2025 |
|  15 Jasmine Dr Noble Park | 3 | Townhouse | \$710,500 | 25 Oct 2025 |



Bentleigh Office
Level 1, 277 - 279 Centre Road, Bentleigh
03 9593 4500

jellisraig.com.au

Data is current as of PDF generation date 01/12/2025

* Updated Quarterly for the past 12 months

^ Updated daily for the past quarter

~ Updated daily: 33 recent results.

This publication contains data, analytics, statistics and other information supplied by PROPERTYDATAONLINE PTY LTD (PropertyData). The data provided in this publication is of a general nature and should not be construed as specific advice or relied upon in lieu of appropriate professional advice.

PropertyData relies upon data supplied by third parties and while the data is checked and reviewed, PropertyData does not warrant the accuracy or completeness of the information to the full extent permitted by the law and excludes all loss or damage howsoever arising (including through negligence) in connection with the data supplied by PropertyData. The State of Victoria owns the copyright in the Property Sales Data and reproduction of that data in any way without the consent of the State of Victoria will constitute a breach of the Copyright Act 1968 (cth). The State of Victoria does not warrant the accuracy or completeness of the Property Sales Data and any person using or relying upon such information does so on the basis that the State of Victoria accepts no responsibility or liability whatsoever for any errors, faults, defects or omissions in the information supplied.