



Noble Park

Suburb Report



Your connection to property insights



JellisCraig

NOBLE PARK SUBURB REPORT

Median house price¹

Median

\$830k

Quarterly price change

2.37% ↑

Median unit price¹

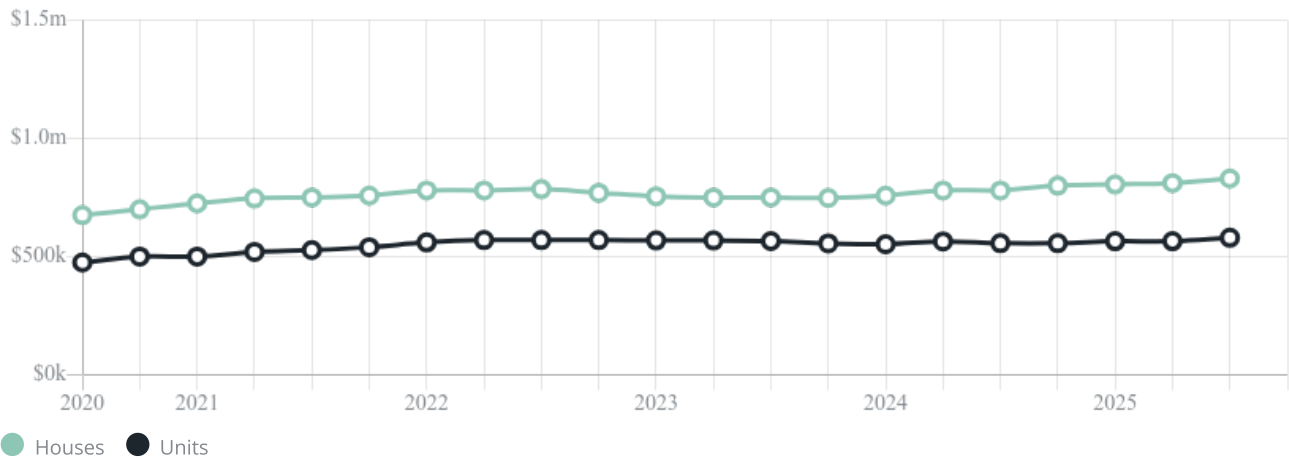
Median

\$580k

Quarterly price change


2.65% ↑

Quarterly price change¹



NOBLE PARK SUBURB REPORT

Median house price¹



Median unit price¹



Sale method²Auction clearance rate³

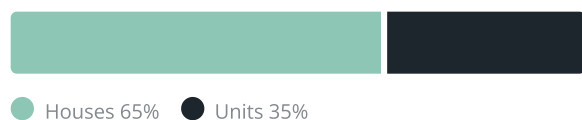
76.81%

Median days on market³

24 days

Average hold period¹

8.1 years

Dwelling type⁵Ownership⁵Population⁵

32,257

Median asking rent¹

\$550 per week

Population growth⁵

4.06%

Rental yield¹

3.54%

Median age⁵

35 years











Median household size⁵

2.7 people











NOBLE PARK SUBURB REPORT

Recent Noble Park sales











Discover a snapshot of the most recent results for this suburb, to view the full 12 months of sales history, please go to jellisecraig.com.au/suburb-reports

Address	Bedrooms	Type	Price	Sold
 5/37-39 Chandler Rd Noble Park	2	Unit	\$530,000	02 Jan 2026
 5/16-18 Allan St Noble Park	3	Townhouse	\$615,000	24 Dec 2025
 8 Gatcum Ct Noble Park	3	House	\$945,000	24 Dec 2025
 1 Chandler Rd NOBLE PARK	3	House	\$781,000	22 Dec 2025
 52 David St Noble Park	3	House	\$830,000	20 Dec 2025
 47 Edith St Noble Park	3	House	\$886,600	20 Dec 2025
 145 Buckley St Noble Park	3	House	\$1,001,000	20 Dec 2025
 123 Buckley St NOBLE PARK	3	House	\$869,000	20 Dec 2025
 6/36 Bowmore Rd Noble Park	1	Apartment	\$230,000	18 Dec 2025
 4 Lee St Noble Park	2	House	\$740,000	17 Dec 2025

NOBLE PARK SUBURB REPORT

Address	Bedrooms	Type	Price	Sold
 6/1174 Heatherton Rd Noble Park	2	Unit	\$495,000	15 Dec 2025
 2/4 Trainor Ct Noble Park	3	Unit	\$602,000	15 Dec 2025
 129-130 Lightwood Rd Noble Park	3	House	\$1,010,000	13 Dec 2025
 90 Goodman Dr Noble Park	3	House	\$880,000	13 Dec 2025
 265 Chandler Rd Noble Park	3	House	\$863,000	13 Dec 2025
 3/13 Mons Pde Noble Park	3	Townhouse	\$761,500	13 Dec 2025
 16 Budge St Noble Park	4	House	\$840,000	13 Dec 2025
 3/75 Bowmore Rd Noble Park	2	Unit	\$563,000	11 Dec 2025
 21 Racecourse Rd Noble Park	3	House	\$840,000	10 Dec 2025
 4/47 Leonard Av Noble Park	2	Unit	\$480,000	09 Dec 2025

NOBLE PARK SUBURB REPORT

Address	Bedrooms	Type	Price	Sold
 72 Kelvinside Rd Noble Park	3	House	\$841,500	09 Dec 2025
 142 Harold Rd Noble Park	3	House	\$1,115,000	08 Dec 2025
 8/1244 Heatherton Rd Noble Park	1	Strata Unit/Flat	\$305,000	08 Dec 2025
 8 Murray Cl Noble Park	5	House	\$1,051,000	06 Dec 2025
 7 Bloomfield Rd Noble Park	4	House	\$916,000	06 Dec 2025
 145 Lightwood Rd Noble Park	3	House	\$875,000	06 Dec 2025
 13 Mark Ct Noble Park	3	House	\$850,000	06 Dec 2025
 3 Logan Ct Noble Park	3	House	\$820,000	06 Dec 2025
 5 Conley St Noble Park	5	House	\$1,210,000	06 Dec 2025
 8 Bambra Ct Noble Park	4	House	\$940,000	06 Dec 2025



Jellis Craig Bentleigh

Level 1, 277 - 279 Centre Road, Bentleigh
03 9593 4500

Jellis Craig acknowledges and pays our respects to the Bunurong People, the Wadawurrung People, the Dja Dja Wurrung People and the Wurundjeri People as the Traditional Owners and original custodians of the lands on which Jellis Craig operates.

Data is current as of PDF generation date 08/01/2026

- 1 Property Data Online, updated quarterly for the past 12 months
- 2 Property Data Online, updated daily for the past 12 months
- 3 Property Data Online, updated daily for the past quarter
- 4 Jellis Craig's average inspection attendance per listing (houses) over the last 12 months, updated daily
- 5 2021 Australian Census
- 6 Property Data Online, updated daily

This publication contains data, analytics, statistics and other information supplied by PROPERTYDATAONLINE PTY LTD (PropertyData). The data provided in this publication is of a general nature and should not be construed as specific advice or relied upon in lieu of appropriate professional advice.

PropertyData relies upon data supplied by third parties and while the data is checked and reviewed, PropertyData does not warrant the accuracy or completeness of the information to the full extent permitted by the law and excludes all loss or damage howsoever arising (including through negligence) in connection with the data supplied by PropertyData. The State of Victoria owns the copyright in the Property Sales Data and reproduction of that data in any way without the consent of the State of Victoria will constitute a breach of the Copyright Act 1968 (cth). The State of Victoria does not warrant the accuracy or completeness of the Property Sales Data and any person using or relying upon such information does so on the basis that the State of Victoria accepts no responsibility or liability whatsoever for any errors, faults, defects or omissions in the information supplied.