

Noble Park

# Suburb Report



Your connection to property insights



**JellisCraig**

NOBLE PARK SUBURB REPORT

Median house price<sup>1</sup>

Median

\$850k

Quarterly price change

0.00% ↓

Median unit price<sup>1</sup>

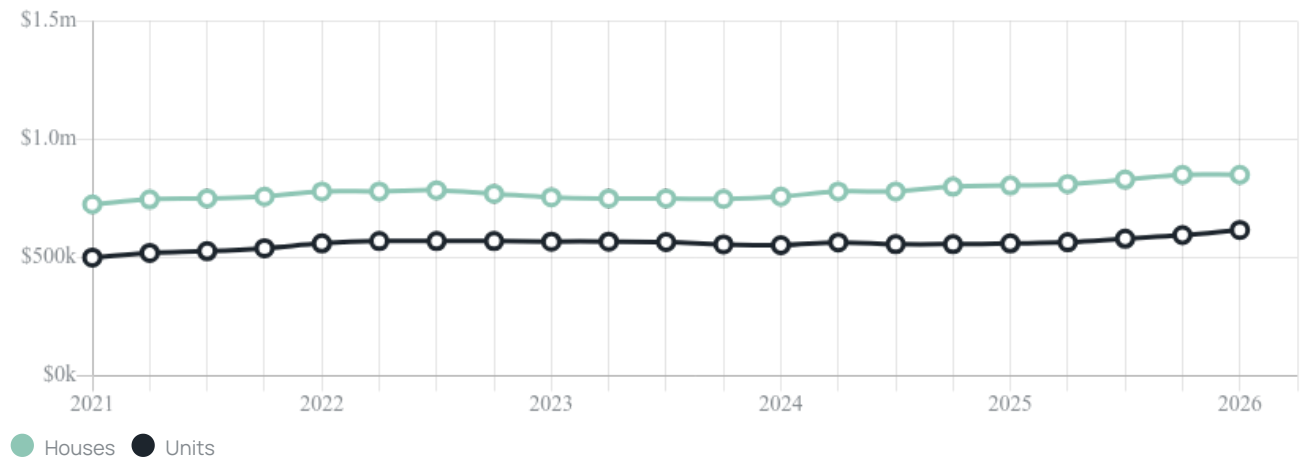
Median

\$617k

Quarterly price change

3.69% ↑

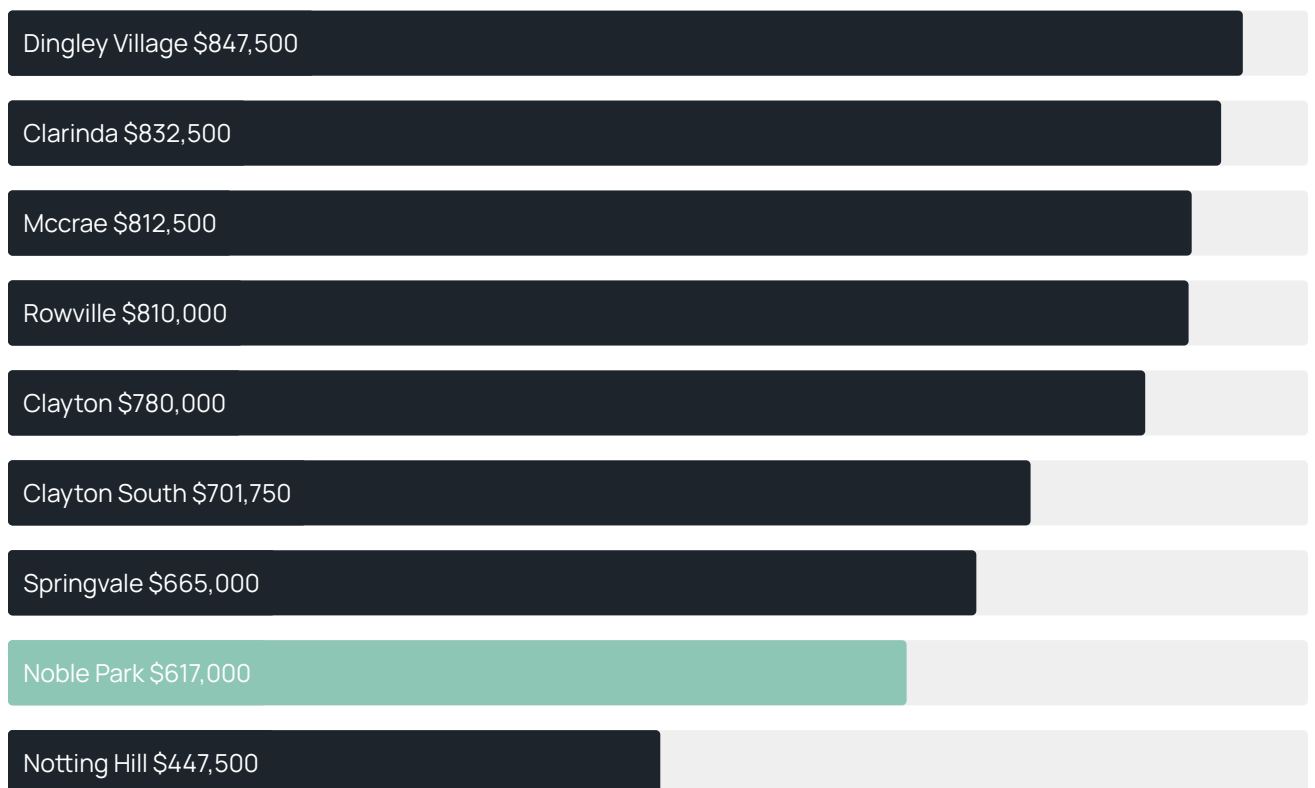
Quarterly price change<sup>1</sup>



### Median house price<sup>1</sup>



### Median unit price<sup>1</sup>



Sale method<sup>2</sup>



● Auction 46%  
● Private 54%

Auction clearance rate<sup>3</sup>

78.85%

Median days on market<sup>3</sup>

24 days

Average hold period<sup>1</sup>

8.1 years

Dwelling type<sup>5</sup>



● Houses 65% ● Units 35%

Ownership<sup>5</sup>



● Owned outright 31% ● Mortgaged 34% ● Rented 36%

Population<sup>5</sup>

32,257

Median asking rent<sup>1</sup>

\$550 per week

Population growth<sup>5</sup>

4.06%

Rental yield<sup>1</sup>

3.54%

Median age<sup>5</sup>

35 years











Median household size<sup>5</sup>

2.7 people











NOBLE PARK SUBURB REPORT

## Recent Noble Park sales











Discover a snapshot of the most recent results for this suburb, to view the full 12 months of sales history, please go to [jellisraig.com.au/suburb-reports](http://jellisraig.com.au/suburb-reports)

Address	Bedrooms	Type	Price	Sold
 6/125 Chandler Rd Noble Park	2	Apartment	\$440,000	27 Apr 2026
 188 Railway Pde Noble Park	3	House	\$800,000	23 Apr 2026
 1/28 Alfred St Noble Park	3	House	\$740,000	19 Apr 2026
 5/28 Kelvinside Rd Noble Park	2	Apartment	\$343,500	16 Apr 2026
 3/8 Bowmore Rd Noble Park	3	House	\$710,000	11 Apr 2026
 46 Joffre St Noble Park	3	House	\$740,000	11 Apr 2026
 4/27-29 Noble St Noble Park	2	Unit	\$480,000	10 Apr 2026
 1/25 French St Noble Park	3	Unit	\$630,000	09 Apr 2026
 5/16a Callander Rd Noble Park	2	Unit	\$507,000	08 Apr 2026
 9/32 Fintonia Rd Noble Park	2	Unit	\$400,500	07 Apr 2026

## NOBLE PARK SUBURB REPORT

Address	Bedrooms	Type	Price	Sold
 4/78 Ellendale Rd Noble Park	2	Unit	\$550,000	01 Apr 2026
 2A Jeffers St Noble Park	2	Townhouse	\$705,000	30 Mar 2026
 57 Arnold St Noble Park	4	House	\$810,000	30 Mar 2026
 1/18 James St Noble Park	3	Unit	\$645,000	30 Mar 2026
 4 Suzanne Ct Noble Park	3	House	\$840,000	28 Mar 2026
 1 Gatcum Ct Noble Park	4	House	\$785,000	28 Mar 2026
 12 Sadie Ct Noble Park	4	House	\$830,000	27 Mar 2026
 9 Avon St Noble Park	3	House	\$660,000	26 Mar 2026
 5/48-50 Chandler Rd Noble Park	2	Unit	\$477,000	26 Mar 2026
 9 Naomi Ct Noble Park	3	House	\$790,000	25 Mar 2026

## NOBLE PARK SUBURB REPORT

Address	Bedrooms	Type	Price	Sold
 39 Rutherglen St Noble Park	3	House	\$900,000	22 Mar 2026
 8/13 Jenkins St Noble Park	2	Unit	\$562,000	21 Mar 2026
 23 Liege Av Noble Park	4	House	\$862,000	21 Mar 2026
 1/72 Dunblane Rd Noble Park	4	Unit	\$802,000	21 Mar 2026
 1/1057 Heatherton Rd Noble Park	3	Flat/Unit/Apartment	\$658,500	20 Mar 2026
 4/3 Larbert Rd Noble Park	2	Townhouse	\$650,000	19 Mar 2026
 4/10 Alfred St Noble Park	3	Unit	\$746,000	19 Mar 2026
 64a Kelvinside Rd Noble Park	3	House	\$750,000	19 Mar 2026
 1/3 Kelvinside Rd Noble Park	3	Unit	\$568,000	18 Mar 2026
 58 Corrigan Rd Noble Park	3	House	\$365,000	17 Mar 2026



**Jellis Craig Bentleigh**

Level 1, 277 - 279 Centre Road, Bentleigh  
03 9593 4500

Jellis Craig acknowledges and pays our respects to the Bunurong People, the Wadawurrung People, the Dja Dja Wurrung People and the Wurundjeri People as the Traditional Owners and original custodians of the lands on which Jellis Craig operates.

---

Data is current as of PDF generation date 01/05/2026

- 1 Property Data Online, updated quarterly for the past 12 months
- 2 Property Data Online, updated daily for the past 12 months
- 3 Property Data Online, updated daily for the past quarter
- 4 Jellis Craig's average inspection attendance per listing (houses) over the last 12 months, updated daily
- 5 2021 Australian Census
- 6 Property Data Online, updated daily

This publication contains data, analytics, statistics and other information supplied by PROPERTYDATAONLINE PTY LTD (PropertyData). The data provided in this publication is of a general nature and should not be construed as specific advice or relied upon in lieu of appropriate professional advice.

PropertyData relies upon data supplied by third parties and while the data is checked and reviewed, PropertyData does not warrant the accuracy or completeness of the information to the full extent permitted by the law and excludes all loss or damage howsoever arising (including through negligence) in connection with the data supplied by PropertyData. The State of Victoria owns the copyright in the Property Sales Data and reproduction of that data in any way without the consent of the State of Victoria will constitute a breach of the Copyright Act 1968 (cth). The State of Victoria does not warrant the accuracy or completeness of the Property Sales Data and any person using or relying upon such information does so on the basis that the State of Victoria accepts no responsibility or liability whatsoever for any errors, faults, defects or omissions in the information supplied.